

V-TAC[®]

INNOVATIVE LED LIGHTING



THE **NEXT** STEP TOWARDS
Sustainability

2016-Q3
CATALOGUE

TABLE OF CONTENTS

01

LED Bulbs

49

LED Spot Lights

65

LED Par/AR111 Bulbs

73

LED Tubes

89

LED Waterproof Fittings

93

LED Panels

125

LED Flood Lights

148

LED Highbays

153

LED Street Lights

160

LED Strip Lights

178

LED Track Lights

187

LED Downlights

197

LED Dome Lights

205

LED Motion Sensors

212

LED Table Lamps

219

LED Outdoor Lights

223

Garden Lamps

231

LED Wall Lights

235

LED Digital Screen

238

LED Pendants

LED BULBS

An extensive collection of LED Bulbs which have been retrofitted to suit most standard Lighting Fixtures, with a wide range of wattage from 2W to 40W

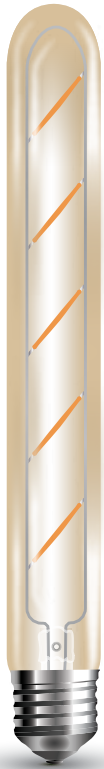
PRODUCT FEATURES

- Lasts 20 times longer than Standard Bulbs
- Broad Range of holders like E27, E14, B22, B15, G24 and R7S
- Uses 80% less energy than Standard Bulbs
- Glass & Thermoplastic Body options available
- Excellent Heat Radiation Efficiency
- Customized exterior for stronger body
- High Power LED Chips
- Wide beam angle up to 360°
- Non - Flickering
- Premium Quality Power Driver
- Dimmable & Non Dimmable options

APPLICATIONS

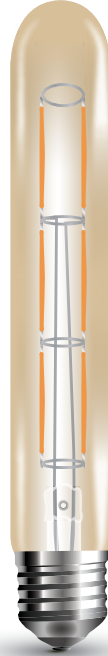
- Widely used in Residential Lighting. LED Bulbs are the best replacement for conventional Incandescent or Fluorescent Bulbs





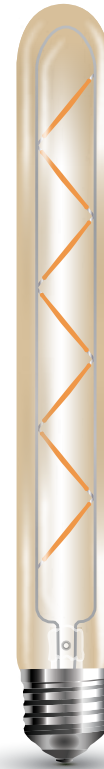
5W
VT-2005

7142
2200k Warm White



6W
VT-2006

7143
2200k Warm White



7W
VT-2008

7144
2200k Warm White



Model No.	VT-2005	VT-2006	VT-2008
Watts	5W	6W	7W
EQ. Watts	45W	50W	60W
Voltage/Frequency	AC: 220-240V,50Hz	AC: 220-240V,50Hz	AC: 220-240V,50Hz
Luminous Flux	500lm	600lm	700lm
Commercial Type	T30-300	T30-185	T30-300
LED Type	Filament	Filament	Filament
CRI	>80	>80	>80
PF	>0.5	>0.5	>0.5
Beam Angle	360 'D	360 'D	360 'D
Base	E27	E27	E27
Body Type	Glass	Glass	Glass
Dimension	Ø30mm x 300mm	Ø30mm x 185mm	Ø30mm x 300mm



EAN Code 2200K

3800157610575

3800157610582

3800157610599




4W
VT-2004
7148
2200k Warm White

8
FILAMENT

AMBER COVER

G80
BULB TYPE

400
LUMENS



4W
VT-2024
7146
2200k Warm White

S
SHAPE
FILAMENT

AMBER COVER

G95
BULB TYPE

400
LUMENS



7W
VT-2027
7147
2200k Warm White

LONG
FILAMENT

AMBER COVER

G95
BULB TYPE

700
LUMENS



8W
VT-2019
7145
2200k Warm White

16
FILAMENT

AMBER COVER

G95
BULB TYPE

800
LUMENS

Model No.	VT-2004	VT-2024	VT-2027	VT-2019
Watts	4W	4W	7W	8W
EQ. Watts	35W	35W	60W	65W
Voltage/Frequency	AC: 220-240V,50Hz	AC: 220-240V,50Hz	AC: 220-240V,50Hz	AC: 220-240V,50Hz
Luminous Flux	400lm	400lm	700lm	800lm
Commercial Type	G80	G95	G95	G95
LED Type	Filament	Filament	Filament	Filament
CRI	>80	>80	>80	>80
PF	>0.5	>0.5	>0.5	>0.5
Beam Angle	360 'D	360 'D	360 'D	360 'D
Base	E27	E27	E27	E27
Body Type	Glass	Glass	Glass	Glass
Dimension	Ø80mm x 140mm	Ø95mm x 140mm	Ø95mm x 140mm	Ø95mm x 140mm




EAN Code 2200K

3800157610636

3800157610612

3800157610629

3800157610605



6W
VT-1956

4473
2200k Warm White



LONG
FILAMENT



TREE
FILAMENT



8W
VT-2018

7149
2200k Warm White

Model No.	VT-1956	VT-2018
Watts	6W	8W
EQ. Watts	55W	65W
Voltage/Frequency	AC: 220-240V,50HzV	AC: 220-240V,50Hz
Luminous Flux	600lm	800lm
Commercial Type	G125	G125
LED Type	Filament	Filament
CRI	>80	>80
PF	>0.5	>0.5
Beam Angle	300'D	360 'D
Base	E27	E27
Body Type	Glass	Glass
Dimension	Ø125mm x 165mm	Ø125mm x 200mm

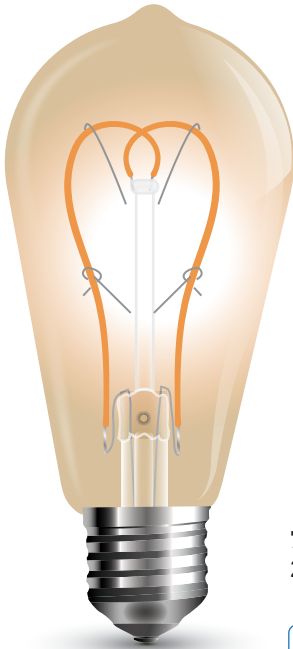
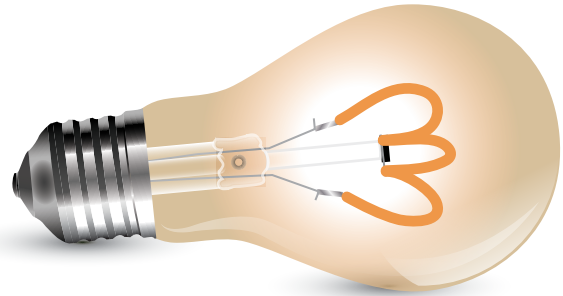


EAN Code 2200K

3800157609074

3800157610643

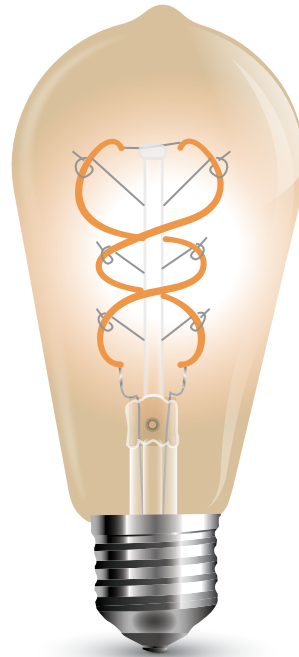
3W
VT-2063
7219
2200k Warm White






*Curve
Filament*




5W
VT-2066
7220
2200k Warm White



5W
VT-2065
7278 2200k
2200k Warm White

Model No.	VT-2063	VT-2066	VT-2065
Watts	3W	5W	5W
EQ. Watts	20W	30W	30W
Voltage/Frequency	AC: 220-240v, 50Hz	AC: 220-240v, 50Hz	AC: 220-240v, 50Hz
Luminous Flux	150lm	300lm	300lm
Commercial Type	A60	ST64	ST64
LED Type	Curve Filament	Curve Filament	Curve Filament
CRI	>80	>80	>80
PF	>0.5	>0.5	>0.5
Beam Angle	300'D	300'D	300'D
Base	E27	E27	E27
Body Type	GLASS	Glass	Glass
Dimension	65mm x 105mm	64mmx140mm	64mmx140mm
			
EAN Code 2200K	3800157617277	3800157617284	3800157617260



Curve
Filament

5W

VT-2075

7217
2200k Warm White

G95
BULB TYPE



5W

VT-2085

7216
2200k Warm White

G125
BULB TYPE



Model No.

Watts

EQ. Watts

Voltage/Frequency

Luminous Flux

Commercial Type

LED Type

CRI

PF

Beam Angle

Base

Body Type

Dimension

VT-2075

5W

30W

AC: 220-240v, 50Hz

300lm

G95

Curve Filament

>80

>0.5

300°D

E27

Glass

95mmx138 mm



VT-2085

5W

30W

AC: 220-240v, 50Hz

300lm

G125

Curve Filament

>80

>0.5

300°D

E27

Glass

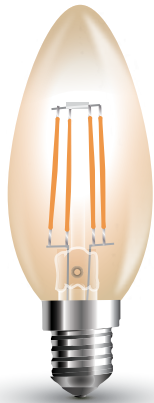
125mmx 175mm



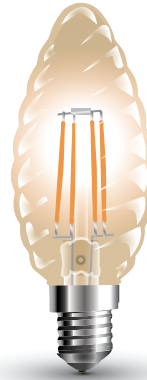
EAN Code 2200K

3800157617253


3800157610643



4W
VT-1955
7113
2200k Warm White



4W
VT-1948
7115
2200k Warm White



4W
VT-1949
7114
2200k Warm White



4W
VT-1947
7116
2200k Warm White



Model No.	VT-1955	VT-1948	VT-1949	VT-1947
Watts	4W	4W	4W	4W
EQ. Watts	35W	35W	35W	35W
Voltage/Frequency	AC: 220-240V,50HzV	AC: 220-240V,50HzV	AC: 220-240V,50HzV	AC: 220-240V,50HzV
Luminous Flux	350lm	350lm	350lm	350lm
Commercial Type	Candle	Candle	Candle Flame	Candle Flame
LED Type	Filament	Filament	Filament	Filament
CRI	>80	>80	>80	>80
PF	>0.5	>0.5	>0.5	>0.5
Beam Angle	300'D	300'D	300'D	300'D
Base	E14	E14	E14	E14
Body Type	Glass	Glass	Glass	Glass
Dimension	35mm x 100mm	60mm x 107mm	31mm x 121mm	60mm x 105mm



EAN Code 2200K

3800157609883

3800157609906

3800157609890

3800157609913



4W
VT-1953
 4499
 2200k Warm White

P45
 BULB TYPE

**AMBER
 COVER**

350
 LUMENS



4W
VT-1957
 7100
 2200k Warm White

G45
 BULB TYPE

**AMBER
 COVER**

350
 LUMENS


Model No.	VT-1953	VT-1957
Watts	4W	4W
EQ. Watts	35W	35W
Voltage/Frequency	AC: 220-240V,50HzV	AC: 220-240V,50HzV
Luminous Flux	350lm	350lm
Commercial Type	P45	G45
LED Type	Filament	Filament
CRI	>80	>80
PF	>0.5	>0.5
Beam Angle	300'D	300'D
Base	E14	E27
Body Type	Glass	Glass
Dimension	45mm x 77mm	45mm x 75mm



EAN Code 2200K

3800157609746

3800157609753




4W
VT-1954
4498
2200k Warm White

A60
BULB TYPE

AMBER COVER

350
LUMENS



8W
VT-1958
4472
2200k Warm White

A67
BULB TYPE

AMBER COVER

720
LUMENS

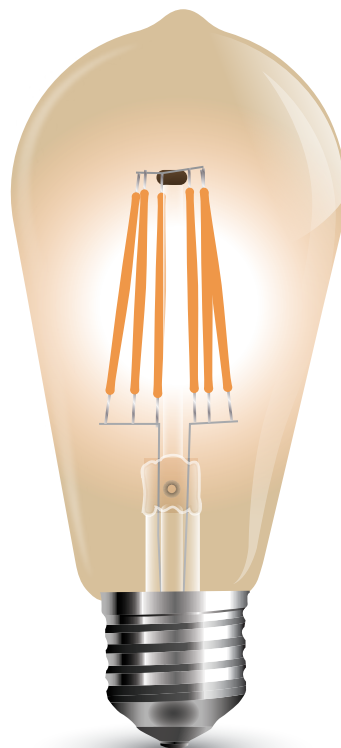
Model No.	VT-1954	VT-1958
Watts	4W	8W
EQ. Watts	35W	60W
Voltage/Frequency	AC: 220-240V,50HzV	AC: 220-240V,50HzV
Luminous Flux	350lm	720lm
Commercial Type	A60	A67
LED Type	Filament	Filament
CRI	>80	>80
PF	>0.5	>0.5
Beam Angle	300°D	300°D
Base	E27	E27
Body Type	Glass	Glass
Dimension	60mm x 107mm	67mm x 123mm



EAN Code 2200K

3800157609739

3800157609067



4W
VT-1964

4361
2200k Warm White

4W
VT-1964D

4368
2200k Warm White



6W
VT-1966

4362
2200k Warm White

8W
VT-1968

4421
2200k Warm White

Model No.	VT-1964	VT-1964D	VT-1966	VT-1968
Watts	4W	4W	6W	8W
EQ. Watts	35W	30W	45W	60W
Voltage/Frequency	AC:220-240V, 50Hz	AC:220-240V, 50Hz	AC:220-240V, 50Hz	AC:220-240V,50Hz
Luminous Flux	350lm	300lm	500lm	700lm
Commercial Type	ST64	ST64	ST64	ST64
LED Type	Filament	Filament	Filament	Filament
CRI	>80	>80	>80	>80
PF	>0.4	>0.7	>0.5	>0.5
Beam Angle	300°D	300°D	300°D	300°D
Base	E27	E27	E27	E27
Body Type	Glass	Glass	Glass	Glass
Dimension	58mm x 139mm	58mm x 139mm	58mm x 139mm	64mm x 138mm
EAN Code 2200K	3800157602747	3800157602945	3800157602754	3800157606356



4W
VT-1924

7101 2700k Warm White
7102 4000K Day White
7103 6400k White



4W
VT-1927




7104 2700k Warm White
7105 4000K Day White
7106 6400k White



4W
VT-1939

4489 2700k Warm White
4490 4000K Day White
4491 6400k White



Model No.	VT-1924	VT-1927	VT-1939
Watts	4W	4W	4W
EQ. Watts	35W	40W	35W
Voltage/Frequency	AC: 220-240V,50HzV	AC: 220-240V,50HzV	AC: 220-240V,50HzV
Luminous Flux	350lm	400lm	350lm
Commercial Type	Candle	Candle	A60
LED Type	Filament	Filament	Filament
CRI	>80	>80	>80
PF	>0.5	>0.5	>0.5
Beam Angle	300'D	300'D	300'D
Base	E14	E14	E27
Body Type	Glass	Glass	Glass
Dimension	Ø35mm x 110mm	Ø35mm x 121mm	Ø60mm x 107mm
			
EAN Code 3000K	3800157609760	3800157609791	3800157609647
EAN Code 4000K	3800157609777	3800157609807	3800157609654
EAN Code 6400K	3800157609784	3800157609814	3800157609661



4W
VT-1936

4474 2700k Warm White
4475 4000K Day White
4476 6400k White



400
LUMENS



4W
VT-1928

7107 2700k Warm White
7108 4000K Day White
7109 6400k White



400
LUMENS



4W
VT-1923

7110 2700k Warm White
7111 4000K Day White
7112 6400k White



400
LUMENS



4W
VT-1937

4477 2700k Warm White
4478 4000K Day White
4479 6400k White



400
LUMENS



Model No.	VT-1936	VT-1928	VT-1923	VT-1937
Watts	4W	4W	4W	4W
EQ. Watts	40W	40W	40W	40W
Voltage/Frequency	AC: 220-240V,50HzV	AC: 220-240V,50HzV	AC: 220-240V,50HzV	AC: 220-240V,50HzV
Luminous Flux	400lm	400lm	400lm	400lm
Commercial Type	Candle	Candle	Candle Flame	Candle Flame
LED Type	Filament	Filament	Filament	Filament
CRI	>80	>80	>80	>80
PF	>0.5	>0.5	>0.5	>0.5
Beam Angle	300'D	300'D	300'D	300'D
Base	E14	E14	E14	E14
Body Type	Glass	Glass	Glass	Glass
Dimension	Ø35mm x 100mm	Ø35mm x 110mm	Ø35mm x 121mm	Ø35mm x 121mm



EAN Code 3000K
EAN Code 4000K
EAN Code 6400K

3800157609081
3800157609098
3800157609104

3800157609821
3800157609838
3800157609845

3800157609852
3800157609869
3800157609876

3800157609111
3800157609128
3800157609135





4W
VT-1835
4492 2200k Warm White
4493 4000k Day White
4494 6400k White



4W
VT-1974
4495 2700k Warm White
4496 4400K Day White
4497 6400k White



Model No.	VT-1953	VT-1974
Watts	4W	4W
EQ. Watts	40W	40W
Voltage/Frequency	AC: 220-240V,50HzV	AC: 220-240V,50HzV
Luminous Flux	400lm	400lm
Commercial Type	P45	G45
LED Type	Filament	Filament
CRI	>80	>80
PF	>0.5	>0.5
Beam Angle	300'D	300'D
Base	E14	E27
Body Type	Glass	Glass
Dimension	45mm x 77mm	45mm x 75mm
		
EAN Code 3000K	3800157609678	3800157609708
EAN Code 4000K	3800157609685	3800157609715
EAN Code 6400K	3800157609692	3800157609722



4W
VT-1934

4486 2200k Warm White
4487 4500K Day White
4488 6000k White

A60
BULB TYPE

400
LUMENS



6W
VT-1935

4480 2700k Warm White
4481 4500K Day White
4482 6000k White

A60
BULB TYPE

660
LUMENS



8W
VT-1938

4483 2700k Warm White
4484 4500K Day White
4485 6000k White

A67
BULB TYPE

800
LUMENS



Model No.	VT-1934	VT-1935	VT-1938
Watts	4W	6W	8W
EQ. Watts	40W	55W	60W
Voltage/Frequency	AC: 220-240V,50HzV	AC: 220-240V,50HzV	AC: 220-240V,50HzV
Luminous Flux	400lm	660lm	800lm
Commercial Type	A60	A60	A67
LED Type	Filament	Filament	Filament
CRI	>80	>80	>80
PF	>0.5	>0.5	>0.5
Beam Angle	300'D	300'D	300'D
Base	E27	E27	E27
Body Type	Glass	Glass	Glass
Dimension	Ø60mm x 107mm	Ø60mm x 107mm	67mm x 123mm



EAN Code 3000K 3800157609616
EAN Code 4500K 3800157609623
EAN Code 6000K 3800157609630

3800157609142
3800157609159
3800157609166

3800157609586
3800157609593
3800157609609



600
LUMENS

5W
VT-2045

7178 2700k Warm White
7179 4000K Day White
7180 6400k White



840
LUMENS

7W
VT-2047




7181 2700k Warm White
7182 4000K Day White
7183 6400k White



9W
VT-2049

7184 2700k Warm White
7185 4000K Day White
7186 6400k White



Model No.	VT-2045	VT-2047	VT-2049
Watts	5W	7W	9W
EQ. Watts	60W	60W	90W
Voltage/Frequency	AC: 220-240V,50HzV	AC: 220-240V,50HzV	AC: 220-240V,50HzV
Luminous Flux	600lm	840lm	1100lm
Commercial Type	A60	A60	A67
LED Type	Filament	Filament	Filament
CRI	>80	>80	>80
PF	>0.5	>0.5	>0.5
Beam Angle	300°D	300°D	300°D
Base	E27	E27	E27
Body Type	Glass	Glass	Glass
Dimension	Ø60mm x 107mm	Ø60mm x 107mm	67mm x 123mm
			
EAN Code 3000K	3800157615549	3800157615570	3800157615600
EAN Code 4000K	3800157615556	3800157615587	3800157615617
EAN Code 6400K	3800157615563	3800157615594	3800157615624



4W

VT-1885

4259 2700K Warmwhite
N/A 4500K Daywhite
N/A 6000K White



4W

VT-1885D

4364 2700K Warmwhite
N/A 4500K Daywhite
N/A 6000K White



6W

VT-1887

4272 2700K Warmwhite
4303 4500K Daywhite
N/A 6000K White



8W

VT-1988

4363 2700K Warmwhite
N/A 4500K Daywhite
N/A 6000K White



Model No.	VT-1885	VT-1885D	VT-1887	VT-1988
Watts	4W	4W	6W	8W
EQ. Watts	50W	30W	50W	75W
Voltage/Frequency	AC: 220-240V, 50Hz	AC: 220-240V, 50Hz	AC: 220-240V, 50Hz	AC:220-240V, 50/60Hz
Luminous Flux	400lm	320lm	550lm	1000lm
Commercial Type	A60	A60	A60	A60
LED Type	Filament	Filament	Filament	Filament
CRI	> 80	> 80	> 80	>80
PF	> 0.4	> 0.4	> 0.5	>0.5
Beam Angle	300°D	300°D	300°D	300°D
Base	E27	E27	E27	E27
Body Type	Glass	Glass	Glass	Glass
Dimension	60mm x 107mm	60mm x 107mm	60mm x 107mm	60mm x 105mm
EAN Code 3000K	3800230627179	3800157602907	3800230627667	3800157602891
EAN Code 4500K	N/A	N/A	3800157600064	N/A
EAN Code 6000K	N/A	N/A	N/A	N/A



8W
VT-1989
4406 2700K Warmwhite
N/A 4500K Daywhite
N/A 6000K White

A67
BULB TYPE

75W
EQUIVALENT

1000
LUMENS



8W
VT-1978
4407 2700K Warmwhite
4408 4500K Daywhite
4409 6000K White

A67
BULB TYPE

60W
EQUIVALENT

800
LUMENS




10W
VT-1981
4410 2700K Warmwhite
4411 4500K Daywhite
4412 6000K White

75W
EQUIVALENT

1055
LUMENS

A67
BULB TYPE



Model No.	VT-1989	VT-1978	VT-1981
Watts	8W	8W	10W
EQ. Watts	75W	60W	75W
Voltage/Frequency	AC:220-240V,50Hz	AC:220-240V,50Hz	AC:220-240V,50Hz
Luminous Flux	1000lm	800lm	1055lm
Commercial Type	A67	A67	A67
LED Type	Filament	Filament	Filament
CRI	>80	>80	>80
PF	>0.5	>0.5	>0.5
Beam Angle	300°D	300°D	300°D
Base	E27	E27	E27
Body Type	Glass	Glass	Glass
Dimension	67mm x 123mm	67mm x 123mm	67mm x 123mm
			
EAN Code 3000K	3800157605342	3800157606165	3800157606196
EAN Code 4500K	N/A	3800157606172	3800157606202
EAN Code 6000K	N/A	3800157606189	3800157606219



5W 7170
VT-2035 2700K Warm White



6W
VT-1987 4321 2700K Warmwhite



4W
VT-1994 4323 2700K Warmwhite



4W
VT-1984 4322 2700K Warmwhite



Model No.	VT-2035	VT-1987	VT-1994	VT-1984
Watts	5W	6W	4W	4W
EQ. Watts	50W	50W	40W	40W
Voltage/Frequency	AC:220-240V,50Hz	AC: 220-240V, 50Hz	AC: 220-240V, 50Hz	AC: 220-240V, 50Hz
Luminous Flux	600lm	550lm	400lm	400lm
Commercial Type	A60	A60	Candle Flame	Candle
LED Type	Filament	Filament	Filament	Filament
CRI	>80	> 80	> 80	> 80
PF	>0.5	> 0.5	> 0.4	> 0.4
Beam Angle	300'D	300'D	300'D	300'D
Base	B22	B22	B15	B15
Body Type	Plastic	Glass	Glass	Glass
Dimension	Ø60 x 110mm	60mm x 107mm	35mm x 121mm	35mm x 100mm



EAN Code 2700K

3800157615464

3800157601016

3800157601030

3800157601023



CANDLE
BULB TYPE

180
LUMENS

E14

2W
VT-1886

4260 2700K Warmwhite
N/A 4500K Daywhite
N/A 6000K White



CANDLE
BULB TYPE

400
LUMENS

E14

4W
VT-1886

4301 2700K Warmwhite
4413 4500K Daywhite
4414 6000K White



4W
VT-1985




4307 2700K Warmwhite
N/A 4500K Daywhite
N/A 6000K White

CANDLE
BULB TYPE

E14

400
LUMENS



Model No.	VT-1886	VT-1886	VT-1985
Watts	2W	4W	4W
EQ. Watts	20W	40W	40W
Voltage/Frequency	AC: 220-240V, 50 Hz	AC: 220-240V, 50Hz	AC: 220-240V, 50Hz
Luminous Flux	180lm	400lm	400lm
Commercial Type	Candle	Candle	Candle
LED Type	Filament	Filament	Filament
CRI	> 80	> 80	> 80
PF	N/A	> 0.4	> 0.4
Beam Angle	300°D	300°D	300°D
Base	E14	E14	E14
Body Type	Glass	Glass	Glass
Dimension	35mm x 100mm	35mm x 100mm	35mm x 100mm
			
EAN Code 3000K	3800230627186	3800230629951	3800157600347
EAN Code 4500K	N/A	3800157606226	N/A
EAN Code 6000K	N/A	3800157606233	N/A



**CANDLE
FLAME**
BULB TYPE

180
LUMENS



2W
VT-1897

4291 2700K Warmwhite
4320 4500K Daywhite
N/A 6000K White



**CANDLE
FLAME**
BULB TYPE

400
LUMENS



4W
VT-1997

4302 2700K Warmwhite
4429 4500K Daywhite
4430 6000K White






4W
VT-1995

4308 2700K Warmwhite
4431 4500K Daywhite
4432 6000K White

**CANDLE
FLAME**
BULB TYPE

400
LUMENS



Model No.	VT-1897	VT-1997	VT-1995
Watts	2W	4W	4W
EQ. Watts	20W	40W	40W
Voltage/Frequency	AC: 220-240V, 50 Hz	AC: 220-240V, 50Hz	AC: 220-240V, 50Hz
Luminous Flux	180lm	400lm	400lm
Commercial Type	Candle Flame	Candle Flame	Candle Flame
LED Type	Filament	Filament	Filament
CRI	> 80	> 80	> 80
PF	N/A	> 0.4	> 0.4
Beam Angle	300'D	300'D	300'D
Base	E14	E14	E14
Body Type	Glass	Glass	Glass
Dimension	35mm x 121mm	35mm x 121mm	35mm x 121mm
			
EAN Code 3000K	3800230628848	3800230629968	3800157600354
EAN Code 4500K	3800157600972	3800157606431	3800157606455
EAN Code 6000K	N/A	3800157606448	3800157606462



DIMMABLE

320 LUMENS

A++

CANDLE
BULB TYPE

E14

4W
VT-1986D

4365 2700K Warmwhite
N/A 4500K Daywhite
N/A 6000K White



DIMMABLE

320 LUMENS

A++

CANDLE FLAME
BULB TYPE

E14

4W
VT-1997D

4366 2700K Warmwhite
N/A 4500K Daywhite
N/A 6000K White



DIMMABLE

320 LUMENS

A++

CANDLE
BULB TYPE

E14

4W
VT-1985D

4367 2700K Warmwhite
N/A 4500K Daywhite
N/A 6000K White



DIMMABLE

320 LUMENS





A++

CANDLE FLAME
BULB TYPE

E14

4W
VT-1995D

4388 2700K Warmwhite
N/A 4500K Daywhite
N/A 6000K White

Model No.	VT-1986D	VT-1997D	VT-1985D	VT-1995D
Watts	4W	4W	4W	4W
EQ. Watts	30W	30W	30W	30W
Voltage/Frequency	AC:220-240V, 50Hz	AC:220-240V, 50Hz	AC:220-240V, 50Hz	AC: 220-240V, 50Hz
Luminous Flux	320lm	320lm	320lm	320lm
Commercial Type	Candle	Candle Flame	Candle	Candle Flame
LED Type	Filament	Filament	Filament	Filament
CRI	>80	>80	>80	> 80
PF	>0.4	>0.4	>0.4	> 0.4
Beam Angle	300°D	300°D	300°D	300°D
Base	E14	E14	E14	E14
Body Type	Glass	Glass	Glass	Glass
Dimension	37mm x 100mm	35mm x 121mm	37mm x 100mm	35mm x 121mm
				
EAN Code 3000K	3800157602914	3800157602921	3800157602938	3800157603973
EAN Code 4500K	N/A	N/A	N/A	N/A
EAN Code 6000K	N/A	N/A	N/A	N/A



G45
 BULB TYPE

180
 LUMENS

E27

2W
VT-1895

4261 2700K Warmwhite
 N/A 4500K Daywhite
 N/A 6000K White



G45
 BULB TYPE

400
 LUMENS

E27

4W
VT-1980

4306 2700K Warmwhite
 4427 4500K Daywhite
 4428 6000K White

A++

4W
VT-1980D

4395 2700K Warmwhite
 N/A 4500K Daywhite
 N/A 6000K White

A++




G45
 BULB TYPE

320
 LUMENS

E27

DIMMABLE



Model No.	VT-1895	VT-1980	VT-1980D
Watts	2W	4W	4W
EQ. Watts	20W	40W	30W
Voltage/Frequency	AC: 220-240V, 50Hz	AC: 220-240V, 50Hz	AC:220-240V,50Hz
Luminous Flux	180lm	400lm	320lm
Commercial Type	G45	G45	G45
LED Type	Filament	Filament	Filament
CRI	> 80	> 80	>80
PF	> 0.4	> 0.4	>0.4
Beam Angle	300°D	300°D	300°D
Base	E27	E27	E27
Body Type	Glass	Glass	Glass
Dimension	45mm x 75mm	45mm x 75mm	45mm x 75mm
			
EAN Code 3000K	3800230627209	3800157600330	3800157604796
EAN Code 4500K	N/A	3800157606417	N/A
EAN Code 6000K	N/A	3800157606424	N/A



P45
BULB TYPE

180
LUMENS

E14

2W
VT-1896

4262 2700K Warmwhite
N/A 4500K Daywhite
N/A 6000K White



A++

P45
BULB TYPE

400
LUMENS

E14

4W
VT-1996

4300 2700K Warmwhite
4425 4500K Daywhite
4426 6000K White

4W
VT-1996D

4394 2700K Warmwhite
N/A 4500K Daywhite
N/A 6000K White

P45
BULB TYPE




320
LUMENS


E14

A++

DIMMABLE




Model No.	VT-1896	VT-1996	VT-1996D
Watts	2W	4W	4W
EQ. Watts	20W	40W	30W
Voltage/Frequency	AC: 220-240V, 50Hz	AC: 220-240V, 50Hz	AC:220-240V,50Hz
Luminous Flux	180lm	400lm	320lm
Commercial Type	P45	P45	P45
LED Type	Filament	Filament	Filament
CRI	> 80	> 80	>80
PF	> 0.4	> 0.4	>0.4
Beam Angle	300'D	300'D	300'D
Base	E14	E14	E14
Body Type	Glass	Glass	Glass
Dimension	45mm x 77mm	45mm x 77mm	45mm x 77mm
			
EAN Code 3000K	3800230627216	3800230629944	3800157604314
EAN Code 4500K	N/A	3800157606394	N/A
EAN Code 6000K	N/A	3800157606400	N/A




4W 4399 2700K Warmwhite
VT-1994D N/A 4500K Daywhite
N/A 6000K White **DIMMABLE**



6W 4304 2700K Warmwhite
VT-1983 N/A 4500K Daywhite
N/A 6000K White



6W 4305 2700K Warmwhite
VT-1993 N/A 4500K Daywhite
N/A 6000K White



10W 4422 2700K Warmwhite
VT-1979 4423 4500K Daywhite
4424 6000K White

Model No.	VT-1994D	VT-1983	VT-1993	VT-1979
Watts	4W	6W	6W	10W
EQ. Watts	30W	60W	60W	75W
Voltage/Frequency	AC:220-240V,50Hz	AC: 220-240V, 50Hz	AC: 220-240V, 50Hz	AC:220-240V,50Hz
Luminous Flux	320lm	550lm	550lm	1055lm
Commercial Type	G125	G125	G95	G125
LED Type	Filament	Filament	Filament	Filament
CRI	>80	> 80	> 80	>80
PF	>0.5	> 0.5	> 0.5	>0.5
Beam Angle	300°D	300°D	300°D	300°D
Base	E27	E27	E27	E27
Body Type	Glass	Glass	Glass	Glass
Dimension	125mm x 165mm	125mm x 165mm	95mm x 135mm	125mm x 165mm
EAN Code 3000K	3800157605021	3800157600316	3800157600323	3800157606363
EAN Code 4500K	N/A	N/A	N/A	3800157606370
EAN Code 6000K	N/A	N/A	N/A	3800157606387



2W
VT-1952

4444 3000K Warmwhite
4445 4500K Daywhite
4446 6000K White

180
LUMENS



Model No.	VT-1952
Watts	2W
EQ. Watts	25W
Voltage/Frequency	AC:220-240V,50Hz
Luminous Flux	180lm
Commercial Type	ST 26
LED Type	Filament
CRI	>80
PF	/
Beam Angle	300°
Base	E14
Body Type	Glass
Dimension	26 x 58 mm



EAN Code 3000K	3800157607858
EAN Code 4500K	3800157607865
EAN Code 6000K	3800157607872





7W
VT-1917

7123 2200k Warmwhite
 7124 4000K Daywhite
 7125 6400k White

R7S
 BULB TYPE

470
 LUMENS





10W
VT-1990

4369 3000K Warmwhite
 4389 4000K Daywhite
 4390 6400K White

R7S
 BULB TYPE

1000
 LUMENS

Model No.	VT-1917	VT-1990
Watts	7W	10W
EQ. Watts	40W	60W
Voltage/Frequency	AC: 220-240V,50HzV	AC:220-240V, 50Hz
Luminous Flux	470lm	1000lm
Commercial Type	R7S	R7S
LED Type	SMD	SMD
CRI	>80	>80
PF	>0.5	>0.5
Beam Angle	360°D	360°D
Base	R7S	R7S
Body Type	Plastic	Plastic
Dimension	25mm x 118mm	25mm x 118mm



EAN Code 3000K
 EAN Code 4000K
 EAN Code 6400K

3800157610032
 3800157610049
 3800157610056

3800157602952
 3800157604130
 3800157604147

RGB BULB

Turn lamp brighter

Turn lamp dimmer

Select light color



warm white: Select the light display on warm white

FLASH: Flash mode. 7 colors change in sequence like Red, Blue, Green, Orange, Purple, Light Blue, White.

STROBE: Strobe mode. 7 colors change in sequence like Red, Blue, Green, Orange, Purple, Light Blue, White.

FADE: Fast fade mode, light color changes between Red, Blue and Green.

SMOOTH: Slow breath mode, light color light color changes between Red, Blue and Green.

Under these 4 modes you can choose the Brighter / dimmer key on the controller to make the speed faster/Slower.



6W

VT-2022

7121 RGB + 3000k Warmwhite

7150 RGB + 4000K Daywhite

7151 RGB + 6400k White

A60
BULB TYPE

470
LUMENS



Model No.	VT-2022
Watts	6W
EQ. Watts	40W
Voltage/Frequency	AC: 220-240V,50HzV
Luminous Flux	470lm
Commercial Type	A60
LED Type	SMD
CRI	>80
PF	>0.5
Beam Angle	200°D
Base	E27
Body Type	Plastic
Dimension	Ø60mm x 110mm

Model No.	VT-2022
Watts	6W
EQ. Watts	40W
Voltage/Frequency	AC: 220-240V,50HzV
Luminous Flux	470lm
Commercial Type	A60
LED Type	SMD
CRI	>80
PF	>0.5
Beam Angle	200°D
Base	E27
Body Type	Plastic
Dimension	Ø60mm x 110mm



EAN Code 3000K
EAN Code 4000K
EAN Code 6400K

3800157609975
3800157610711
3800157610728





WITH
**SENSOR
LIGHT**

9W
VT-2016

4459 3000K Warmwhite
4460 4500K Daywhite
4461 6000K White

60W
EQUIVALENT

806
LUMENS

A60
BULB TYPE

Our smart sensor bulbs are built in with photocells with transmits Signal to light source as per lumen conditions smartly and saves power by going onto Light mode, enabling you to save power and reduce consumption of power when not required.



3 STEP
DIMMING

9W
VT-2011

4447 3000K Warmwhite
4448 4500K Daywhite
4449 6000K White



60W
EQUIVALENT

806
LUMENS
AT 100% ON

A60
BULB TYPE

At the click of button, change the lighting Power from 100% to 50% and if need to Reduce more click again to go to 25%.

SMART DIMMING TECHNOLOGY
WITHOUT A DIMMER!

Model No.	VT-2016	VT-2011
Watts	9W	9W
EQ. Watts	60W	60W
Voltage/Frequency	AC: 220-240V,50Hz	AC: 220-240V,50Hz
Luminous Flux	806lm	806lm
Commercial Type	A60	A60
LED Type	SMD	SMD
CRI	>80	>80
PF	>0.5	>0.5
Beam Angle	200'D	200'D
Base	E27	E27
Body Type	Plastic	Plastic
Dimension	60mm x 112 mm	60mm x 112 mm
		
EAN Code 3000K	3800157608237	3800157607988
EAN Code 4500K	3800157608244	3800157607995
EAN Code 6000K	3800157608251	3800157608008



7W
VT-2007

4376 3000K Warmwhite
4377 4500K Daywhite
4378 6000K White

470
LUMENS

45W **A60**
EQUIVALENT BULB TYPE



10W
VT-1853

4209 3000K Warmwhite
4226 4500K Daywhite
4227 6000K White

806
LUMENS

60W **A60**
EQUIVALENT BULB TYPE



12W
VT-1864

4228 3000K Warmwhite
4229 4500K Daywhite
4230 6000K White

1055
LUMENS

75W **A60**
EQUIVALENT BULB TYPE







14W
VT-2014

4355 3000K Warmwhite
4356 4500K Daywhite
4357 6000K White

1320
LUMENS

90W **A60**
EQUIVALENT BULB TYPE

Model No.	VT-2007	VT-1853	VT-1864	VT-2014
Watts	7W	10W	12W	14W
EQ. Watts	45W	60W	75W	90W
Voltage/Frequency	AC:220-240V, 50Hz	AC: 220-240V,50Hz	AC: 220-240V,50Hz	AC:220-240V,50Hz
Luminous Flux	470lm	806lm	1055lm	1320lm
Commercial Type	A60	A60	A60	A60
LED Type	SMD	SMD	SMD	SMD
CRI	>80	> 80	> 80	>80
PF	>0.5	> 0.5	> 0.7	>0.7
Beam Angle	200°D	200°D	200°D	200°D
Base	E27	E27	E27	E27
Body Type	Thermal Plastic	Thermal Plastic	Thermal Plastic	Thermal Plastic
Dimension	60mm x 108mm	60mm x 112mm	60mm x 118mm	60mm x 118mm
				
EAN Code 3000K	3800157603850	3800230623591	3800230626295	3800157602563
EAN Code 4500K	3800157603867	3800230626271	3800230626301	3800157602570
EAN Code 6000K	3800157603874	3800230626288	3800230626318	3800157602587



15W
VT-2015

4403 3000K Warmwhite
 4404 4500K Daywhite
 4405 6000K White

100W
 EQUIVALENT

1500
 LUMENS

A65
 BULB TYPE

17W
VT-2017



4396 3000K Warmwhite
 4397 4500K Daywhite
 4398 6000K White

120W
 EQUIVALENT

1800
 LUMENS

A65
 BULB TYPE



Model No.	VT-2015	VT-2017
Watts	15W	17W
EQ. Watts	100W	120W
Voltage/Frequency	AC:220-240V,50Hz	AC:220-240V,50Hz
Luminous Flux	1500lm	1800lm
Commercial Type	A65	A65
LED Type	SMD	SMD
CRI	>80	>80
PF	>0.5	>0.5
Beam Angle	130'D	130'D
Base	E27	E27
Body Type	Thermal Plastic	Thermal Plastic
Dimension	65mm x 130mm	65mm x 130mm
		
EAN Code 3000K	3800157605090	3800157604994
EAN Code 4500K	3800157605106	3800157605007
EAN Code 6000K	3800157605113	3800157605014



14W
VT-2013

4450 3000K Warmwhite
4451 4500K Daywhite
4452 6000K White



90W
EQUIVALENT

1320
LUMENS

A65
BULB TYPE

200°
BEAM ANGLE



15W
VT-2015

4453 3000K Warmwhite
4454 4500K Daywhite
4455 6000K White



100W
EQUIVALENT

1500
LUMENS

A65
BULB TYPE

200°
BEAM ANGLE

17W
VT-2017

4456 3000K Warmwhite
4457 4500K Daywhite
4458 6000K White



125W
EQUIVALENT

1800
LUMENS

A65
BULB TYPE

200°
BEAM ANGLE



Model No.	VT-2013	VT-2015	VT-2017
Watts	14W	15W	17W
EQ. Watts	90W	100W	125W
Voltage/Frequency	AC:220-240V,50Hz	AC:220-240V,50Hz	AC:220-240V,50Hz
Luminous Flux	1320lm	1500lm	1800lm
Commercial Type	A65	A65	A65
LED Type	SMD	SMD	SMD
CRI	>80	>80	>80
PF	>0.5	>0.5	>0.5
Beam Angle	200'D	200'D	200'D
Base	E27	E27	E27
Body Type	Thermal Plastic	Thermal Plastic	Thermal Plastic
Dimension	65mm x 130mm	65mm x 130mm	65mm x 130mm



EAN Code 3000K [3800157608060](#)
EAN Code 4500K [3800157608077](#)
EAN Code 6000K [3800157608084](#)



[3800157608091](#)
[3800157608107](#)
[3800157608114](#)



[3800157608121](#)
[3800157608138](#)
[3800157608145](#)



7W
VT-2007D

4379 3000K Warmwhite
4380 4500K Daywhite
4381 6000K White



DIMMABLE

40W
EQUIVALENT



470
LUMENS

A60
BULB TYPE



10W
VT-1853D

4282 3000K Warmwhite
N/A 4500K Daywhite
N/A 6000K White



DIMMABLE

60W
EQUIVALENT



806
LUMENS

A60
BULB TYPE



12W
VT-1864D

4275 3000K Warmwhite
N/A 4500K Daywhite
N/A 6000K White






DIMMABLE

75W
EQUIVALENT



1055
LUMENS

A60
BULB TYPE

Model No.	VT-2007D	VT-1853D	VT-1864D
Watts	7W	10W	12W
EQ. Watts	40W	60W	75W
Voltage/Frequency	AC:220-240V, 50Hz	AC: 220-240V, 50Hz	AC: 220-240V,50Hz
Luminous Flux	470lm	806lm	1055lm
Commercial Type	A60	A60	A60
LED Type	SMD	SMD	SMD
CRI	>80	> 80	> 80
PF	>0.5	> 0.5	> 0.7
Beam Angle	200°D	200°D	200°D
Base	E27	E27	E27
Body Type	Thermal Plastic	Thermal Plastic	Thermal Plastic
Dimension	60mm x 108mm	60mm x 108mm	60mm x 118mm
			
EAN Code 3000K	3800157603881	3800230628503	3800230627872
EAN Code 4500K	3800157603898	N/A	N/A
EAN Code 6000K	3800157603904	N/A	N/A

 **BAYONET**

7W
VT-1828

4175 3000K Warmwhite
4197 4500K Daywhite
4176 6000K White



45W
EQUIVALENT

470
LUMENS

A60
BULB TYPE



10W
VT-1853

4442 3000K Warmwhite
4443 4500K Daywhite
4324 6000K White



60W
EQUIVALENT

806
LUMENS

A60
BULB TYPE

12W
VT-1864

7221 3000K Warmwhite
7222 4500K Daywhite
7223 6000K White






75W
EQUIVALENT

1055
LUMENS

A60
BULB TYPE



Model No.	VT-1828	VT-1853	VT-1864
Watts	7W	10W	12W
EQ. Watts	45W	60W	75W
Voltage/Frequency	AC: 220-240V,50Hz	AC: 220-240V,50Hz	AC: 220-240V,50Hz
Luminous Flux	470lm	806lm	1055lm
Commercial Type	A60	A60	A60
LED Type	SMD	SMD	SMD
CRI	> 80	> 80	> 80
PF	> 0.5	> 0.5	> 0.7
Beam Angle	270°D	200°D	200°D
Base	B22	B22	E27
Body Type	Plastic Clad Aluminum	Thermal Plastic	Thermal Plastic
Dimension	60mm x 108mm	60mm x 108mm	60mm x 118mm
			
EAN Code 3000K	3800230620859	3800157607681	3800157617314
EAN Code 4500K	3800230624437	3800157607698	3800157617321
EAN Code 6000K	3800230620866	3800157601061	3800157617338



3W
VT-2033 7196 3000K Warmwhite
7197 4500K Daywhite
7198 6000K White







4W
VT-1818 4216 3000K Warmwhite
4166 4500K Daywhite
4122 6000K White



4W
VT-1818 TP 4164 3000K Warmwhite
4156 4500K Daywhite
4354 6000K White



4W
VT-1865 4231 3000K Warmwhite
N/A 4500K Daywhite
N/A 6000K White


Model No.	VT-2033	VT-1818	VT-1818TP	VT-1865
Watts	3W	4W	4W	4W
EQ. Watts	25W	30W	30W	30W
Voltage/Frequency	AC: 220-240V,50Hz	AC: 220-240V,50Hz	AC: 220-240V,50Hz	AC: 220-240V,50Hz
Luminous Flux	250lm	320lm	320lm	320lm
Commercial Type	Candle	Candle	Candle Flame	Candle
LED Type	SMD	SMD	SMD	SMD
CRI	> 80	> 80	> 80	> 80
PF	> 0.4	> 0.4	> 0.4	> 0.4
Beam Angle	200°D	200°D	200°D	200°D
Base	E14	E14	E14	B22
Body Type	Plastic	Plastic	Plastic	Plastic
Dimension	38mm x 107mm	38mm x 107mm	38mm x 128mm	38mm x 105mm
				
EAN Code 3000K	3800157615808	3800230624796	3800230620743	3800230626325
EAN Code 4500K	3800157615815	3800230620675	3800230620736	N/A
EAN Code 6000K	3800157615822	3800230620668	3800157602457	N/A




6W
VT-1854D
4213 3000K Warmwhite
N/A 4500K Daywhite
N/A 6000K White







6W
VT-1855
4215 3000K Warmwhite
4258 4500K Daywhite
4241 6000K White



6W
VT-1856D
4214 3000K Warmwhite
N/A 4500K Daywhite
N/A 6000K White



6W
VT-1857
4217 3000K Warmwhite
N/A 4500K Daywhite
N/A 6000K White

Model No.	VT-1854D	VT-1855	VT-1856D	VT-1857
Watts	6W	6W	6W	6W
EQ. Watts	40W	40W	40W	40W
Voltage/Frequency	AC: 220-240V,50Hz	AC: 220-240V,50Hz	AC: 220-240V,50Hz	AC: 220-240V, 50Hz
Luminous Flux	470lm	470lm	470lm	470lm
Commercial Type	Candle	Candle	Candle	Candle
LED Type	SMD	SMD	SMD	SMD
CRI	> 80	> 80	> 80	> 80
PF	> 0.5	> 0.5	> 0.5	> 0.5
Beam Angle	200'D	200'D	200'D	200'D
Base	E14	E14	B15	B15
Body Type	Plastic	Plastic	Plastic	Plastic
Dimension	37mm x 103mm	37mm x103mm	37mm x103mm	37mm x 103mm
				
EAN Code 3000K	3800230624765	3800230624789	3800230624772	3800230624802
EAN Code 4500K	N/A	3800230627155	N/A	N/A
EAN Code 6000K	N/A	3800230626790	N/A	N/A



CANDLE
BULB TYPE

200°
BEAM ANGLE

E27

6W
VT-1821

4342 3000K Warmwhite
4343 4500K Daywhite
4344 6000K White



CANDLE FLAME
BULB TYPE

200°
BEAM ANGLE

E14

6W
VT-1855TP

4351 3000K Warmwhite
4352 4500K Daywhite
4353 6000K White



CANDLE
BULB TYPE

200°
BEAM ANGLE

B22

6W
VT-1965

4440 3000K Warmwhite
N/A 4500K Daywhite
N/A 6000K White



T37
BULB TYPE

300°
BEAM ANGLE

E14

9W
VT-2029

7173 2200k Warmwhite
7174 4500K Daywhite
7175 6000k White

Model No.	VT-1821	VT-1855TP	VT-1965	VT-2029
Watts	6W	6W	6W	9W
EQ. Watts	40W	40W	40W	60W
Voltage/Frequency	AC:220-240V, 50Hz	AC: 220-240V,50Hz	AC:220-240V,50Hz	AC:220-240V,50Hz
Luminous Flux	470lm	470lm	470lm	750lm
Commercial Type	Candle	Candle Flame	Candle	T37
LED Type	SMD	SMD	SMD	SMD
CRI	>80	>80	>80	>80
PF	>0.5	>0.5	>0.5	>0.5
Beam Angle	200'D	200'D	200'D	300'D
Base	E27	E14	B22	E14
Body Type	Plastic	Plastic	Plastic	Plastic
Dimension	37mm x 103mm	37mm x 121mm	37mm x 100mm	37mm x 115mm
EAN Code 3000K	3800157601733	3800157602426	3800157604796	3800157615495
EAN Code 4500K	3800157601740	3800157602433	N/A	3800157615501
EAN Code 6000K	3800157601757	3800157602440	N/A	3800157615518



G45
BULB TYPE



3W
VT-2053

7202 3000K Warmwhite
7203 4500K Daywhite
7204 6000K White



G45
BULB TYPE



4W
VT-1830

4160 3000K Warmwhite
4162 4500K Daywhite
4207 6000K White



G45
BULB TYPE



6W
VT-1879

4247 3000K Warmwhite
4248 4500K Daywhite
4249 6000K White







G45
BULB TYPE



6W
VT-1973

4441 3000K Warmwhite
N/A 4500K Daywhite
N/A 6000K White

Model No.	VT-2053	VT-1830	VT-1879	VT-1973
Watts	3W	4W	6W	6W
EQ. Watts	25W	30W	40W	40W
Voltage/Frequency	AC: 220-240V,50Hz	AC: 220-240V,50Hz	AC: 220-240V,50Hz	AC:220-240V,50Hz
Luminous Flux	180lm	320lm	470lm	470lm
Commercial Type	G45	G45	G45	G45
LED Type	SMD	SMD	SMD	SMD
CRI	> 80	> 80	> 80	>80
PF	> 0.5	> 0.5	> 0.5	>0.5
Beam Angle	180°D	180°D	180°D	180°D
Base	E27	E27	E27	B22
Body Type	Plastic Clad Aluminum	Plastic Clad Aluminum	Plastic	Plastic
Dimension	45mm x 75mm	45mm x 75mm	45mm x 75mm	45mm x 82mm
				
EAN Code 3000K	3800157615860	3800230621047	3800230627018	3800157607674
EAN Code 4500K	3800157615877	3800230621054	3800230627025	N/A
EAN Code 6000K	3800157615884	3800230624611	3800230627032	N/A



3W
VT-2043

7199 3000K Warmwhite
 7200 4500K Daywhite
 7201 6000K White



4W
VT-1819

4123 3000K Warmwhite
 4174 4500K Daywhite
 4124 6000K White



6W
VT-1880

4250 3000K Warmwhite
 4251 4500K Daywhite
 4252 6000K White



Model No.	VT-2043	VT-1819	VT-1880
Watts	3W	4W	6W
EQ. Watts	25W	30W	40W
Voltage/Frequency	AC: 220-240V,50Hz	AC: 220-240V,50Hz	AC: 220-240V,50Hz
Luminous Flux	180lm	320lm	470lm
Commercial Type	P45	P45	P45
LED Type	SMD	SMD	SMD
CRI	> 80	> 80	> 80
PF	> 0.4	> 0.4	> 0.5
Beam Angle	180°D	180°D	180°D
Base	E14	E14	E14
Body Type	Plastic	Plastic	Plastic
Dimension	45mm x 78mm	45mm x 78mm	45mm x 80mm
EAN Code 3000K	3800157615839	3800230620996	3800230627049
EAN Code 4500K	3800157615846	3800230621009	3800230627056
EAN Code 6000K	3800157615853	3800230621016	3800230627063



3W
VT-1861
4219 3000K Warmwhite
4220 4500K Daywhite
4242 6000K White

R39
BULB TYPE



6W
VT-1876
4243 3000K Warmwhite
4138 4500K Daywhite
4246 6000K White

R50
BULB TYPE



8W
VT-1862
4221 3000K Warmwhite
4140 4500K Daywhite
4244 6000K White





R63
BULB TYPE



10W
VT-1894
4339 3000K Warmwhite
4340 4500K Daywhite
4341 6000K White

R80
BULB TYPE



Model No.	VT-1861	VT-1876	VT-1862	VT-1894
Watts	3W	6W	8W	10W
EQ. Watts	25	40	45	65
Voltage/Frequency	AC: 220-240V,50Hz	AC: 220-240V,50Hz	AC: 220-240V,50Hz	AC:220-240V, 50Hz
Luminous Flux	210lm	400lm	500lm	800lm
Commercial Type	R39	R50	R63	R80
LED Type	SMD	SMD	SMD	SMD
CRI	> 80	> 80	> 80	>80
PF	> 0.4	> 0.4	> 0.5	>0.5
Beam Angle	120'D	120'D	120'D	120'D
Base	E14	E14	E27	E27
Body Type	Plastic	Plastic	Plastic	Plastic
Dimension	39mm x 67mm	50mm x 86mm	63mm x 100mm	80mm x 114mm
				
EAN Code 3000K	3800230625472	3800230626813	3800230625496	3800157601702
EAN Code 4500K	3800230625489	3800230620897	3800230620903	3800157601719
EAN Code 6000K	3800230626806	3800230626967	3800230626820	3800157601726



6W
VT-2046

7211 3000k Warm White
N/A 4500k Day White
N/A 6000k White

10W
VT-2050

7215 3000k Warm White
N/A 4500k Day White
N/A 6000k White



6W
VT-2046

7210 3000k Warm White
7209 4500k Day White
7208 6000k White

10W
VT-2050

7214 3000k Warm White
7213 4500k Day White
7212 6000k White

Model No.	VT-2046	VT-2050	VT-2046	VT-2050
Watts	6W	10W	6W	10W
EQ. Watts	50W	85W	50W	85W
Voltage/Frequency	AC: 220-240V, 50Hz	AC: 220-240V, 50Hz	AC: 220-240V, 50Hz	AC: 220-240V, 50Hz
Luminous Flux	480lm	820lm	480lm	820lm
Commercial Type	PL	PL	PL	PL
LED Type	SMD	SMD	SMD	SMD
CRI	>80	>80	>80	>80
PF	>0.5	>0.5	>0.5	>0.5
Beam Angle	120°D	120°D	120°D	120°D
Base	E27	E27	G24	G24
Body Type	Plastic + Aluminum	Plastic + Aluminum	Plastic + Aluminum	Plastic + Aluminum
Dimension	145 x 38mm	157 x 38mm	145 x 38mm	157 x 38mm
EAN Code 3000K	3800157617031	3800157617079	3800157603676	3800157603690
EAN Code 4500K	N/A	N/A	3800230621085	3800230621108
EAN Code 6000K	N/A	N/A	3800230621092	3800230621115



6W
VT-1926

4372 3000K Warmwhite
4109 4500K Daywhite
4110 6000K White

10W
VT-1929

4374 3000K Warmwhite
4126 4500K Daywhite
4125 6000K White







6W
VT-1926

4373 3000K Warmwhite
4115 4500K Daywhite
4116 6000K White

10W
VT-1929

4375 3000K Warmwhite
4298 4500K Daywhite
4299 6000K White

Model No.	VT-1926	VT-1929	VT-1926	VT-1929
Watts	6W	10W	6W	10W
EQ. Watts	60W	100W	60W	100W
Voltage/Frequency	AC: 200-240V, 50Hz	AC: 200-240V, 50Hz	AC: 200-240V, 50Hz	AC: 200-240V, 50Hz
Luminous Flux	485lm	850lm	485lm	850lm
Commercial Type	PL	PL	PL	PL
LED Type	SMD	SMD	SMD	SMD
CRI	> 80	> 80	> 80	> 80
PF	> 0.6	> 0.6	> 0.6	> 0.6
Beam Angle	120'D	120'D	120'D	120'D
Base	E27	E27	G24	G24
Body Type	Plastic + Aluminum	Plastic + Aluminum	Plastic + Aluminum	Plastic + Aluminum
Dimension	38mm x147mm	38mm x165mm	38mm x147mm	38mm x 165mm
				
EAN Code 3000K	3800157603683	3800157603706	3800157603676	3800157603690
EAN Code 4500K	3800230621122	3800230629692	3800230621085	3800230621108
EAN Code 6000K	3800230621139	3800230629708	3800230621092	3800230621115





10W
VT-1893

4276 3000K Warmwhite
 4277 4500K Daywhite
 4278 6000K White

10W
VT-1893D 

4279 3000K Warmwhite
 N/A 4500K Daywhite
 N/A 6000K White

Model No.	VT-1893	VT-1893D
Watts	10W	10W
EQ. Watts	60W	60W
Voltage/Frequency	AC: 200-240V,50Hz	AC: 200-240V,50Hz
Luminous Flux	810lm	810lm
Commercial Type	G95	G95
LED Type	SMD	SMD
CRI	> 80	> 80
PF	> 0.5	> 0.5
Beam Angle	200°D	200°D
Base	E27	E27
Body Type	Thermal Plastic	Thermal Plastic
Dimension	95mm x 133mm	95mm x 133mm
		
EAN Code 3000K	3800230627889	3800230627919
EAN Code 4500K	3800230627896	N/A
EAN Code 6000K	3800230627902	N/A



13W
VT-1883

4253 3000K Warmwhite
4273 4500K Daywhite
4274 6000K White

13W
VT-1884D DIMMABLE





4254 3000K Warmwhite
N/A 4500K Daywhite
N/A 6000K White

15W
VT-1898

4385 3000K Warmwhite
4386 4500K Daywhite
4387 6000K White

18W
VT-1899

4433 3000K WarmWhite
4434 4500K DayWhite
4435 6000K White

Model No.	VT-1883	VT-1884D	VT-1898	VT-1899
Watts	13W	13W	15W	18W
EQ. Watts	75W	75W	100W	115W
Voltage/Frequency	AC: 200-240V,50Hz	AC: 200-240V,50Hz	AC:220-240V,50Hz	AC:220-240V,50Hz
Luminous Flux	1055lm	1055lm	1300lm	1800lm
Commercial Type	G120	G120	G120	G120
LED Type	SMD	SMD	SMD	SMD
CRI	> 80	> 80	>80	>80
PF	> 0.7	> 0.7	>0.7	>0.5
Beam Angle	200'D	200'D	200'D	200'D
Base	E27	E27	E27	E27
Body Type	Plastic	Plastic	Plastic	Plastic
Dimension	120mm x 158mm	120mm x 158mm	120mm x 158mm	120mm x 158mm
				
EAN Code 3000K	3800230627094	3800230627100	3800157603942	3800157606806
EAN Code 4500K	3800230627858	N/A	3800157603959	3800157606813
EAN Code 6000K	3800230627865	N/A	3800157603966	3800157606820

LED CORN SHAPED BULB



20W
VT-2021

7135 3000K WarmWhite
7136 4000K Day White
7137 6400k White






30W
VT-2031

N/A 3000K WarmWhite
7138 4000K Day White
7139 6400k White



40W
VT-2041

N/A 3300k Warm White
7140 4000K Day White
7141 6400k White

Model No.	VT-2021	VT-2031	VT-2041
Watts	20W	30W	40W
EQ. Watts	135W	160W	200W
Voltage/Frequency	AC:100-240V,50Hz/60Hz	AC: 220-240V,50HzV	AC: 220-240V,50HzV
Luminous Flux	1800lm	2700lm	3600lm
Commercial Type	Corn bulb	Corn bulb	Corn bulb
LED Type	SMD	SMD	SMD
CRI	>80	>80	>80
PF	>0.7	>0.9	>0.9
Beam Angle	200°D	200°D	200°D
Base	E27	E27	E27
Body Type	Plastic	Plastic	Plastic
Dimension	80mm x 150mm	118mm x220mm	118mm x220mm
			
EAN Code 3000K	3800157610506	N/A	N/A
EAN Code 4000K	3800157610513	3800157610537	3800157610551
EAN Code 6400K	3800157610520	3800157610544	3800157610568

LED **ED-90** BULB



40W
VT-1940

7132 3000K WarmWhite
7133 4000K Day White
7134 6500k White



SUITABLE FOR
OPEN AREA

Model No.	VT-1940
Watts	40W
EQ. Watts	250W
Voltage/Frequency	AC:100-240V,50Hz/60Hz
Luminous Flux	3500lm
Commercial Type	ED-90
LED Type	SMD
CRI	>80
PF	>0.9
Beam Angle	265°D
Base	E27
Body Type	ALUMINUM+PC
Dimension	90mm x 220mm

EAN Code 3000K	3800157610506
EAN Code 4000K	3800157610513
EAN Code 6500K	3800157610520





6W 4332 2700K Warmwhite
VT-1887 N/A 4500K Daywhite
N/A 6000K White






10W 4325 3000K Warmwhite
VT-1853 N/A 4500K Daywhite
N/A 6000K White



BLISTER PACKING

12W 4327 3000K Warmwhite
VT-1864 N/A 4500K Daywhite
N/A 6000K White

Model No.	VT-1887	VT-1853	VT-1864
Watts	6W	10W	12W
EQ. Watts	60W	60W	75W
Voltage/Frequency	AC: 220-240V, 50Hz	AC: 200-240V, 50Hz	AC: 200-240V, 50Hz
Luminous Flux	550lm	806lm	1055lm
Commercial Type	A60	A60	A60
LED Type	Filament	SMD	SMD
CRI	> 80	> 80	> 80
PF	> 0.5	> 0.5	> 0.7
Beam Angle	300°D	200°D	200°D
Base	E27	E27	E27
Body Type	Glass	Thermal Plastic	Thermal Plastic
Dimension	60mm x107mm	60mm x108mm	60mm x118mm
			
EAN Code 3000K	3800157601191	3800157601122	3800157601146
EAN Code 4500K	N/A	N/A	N/A
EAN Code 6000K	N/A	N/A	N/A

BLISTER PACKING





5W
VT-1959

1651 3000K Warmwhite
1652 4500K Daywhite
1653 6000K White

6W
VT-1880

4331 3000K Warmwhite
N/A 4500K Daywhite
N/A 6000K White

Model No.	VT-1959	VT-1880
Watts	5W	6W
EQ. Watts	35W	40W
Voltage/Frequency	AC: 220-240V, 50Hz	AC: 220-240V, 50Hz
Luminous Flux	320lm	470lm
Commercial Type	Spotlight	P45
LED Type	SMD	SMD
CRI	> 80	> 80
PF	> 0.5	> 0.5
Beam Angle	38°D	180°D
Base	GU10	E14
Body Type	Glass	Plastic
Dimension	50mm x55mm	45mm x80mm
		
EAN Code 3000K	3800157601214	3800157601184
EAN Code 4500K	3800157601221	N/A
EAN Code 6000K	3800157601238	N/A

Converter Holder For LED Bulbs



B22-E14 Converter

SKU Code 3420



B22-E27 Converter

SKU Code 3419



E40-E27 Converter

SKU Code 3417



LED SPOT LIGHTS

Introducing sustainable & energy efficient substitute for the power consuming 35W and 50W Halogen Spotlights , An extensive range of LED SPOTLIGHTS (1.2W - 8W)

PRODUCT FEATURES

- Lasts 20 times longer than Standard Bulbs
- Uses 80% less energy than Standard Bulbs
- Excellent Heat Radiation Efficiency
- Customized exterior for stronger body
- Choice of beam angle from 38° to 120°
- Non - Flickering
- Premium Quality Power Driver
- Broad Range of holders like GU10, MR16, G9 and G4
- Wide Voltage Range from AC: 180 - 240 V , 50/60 Hz & 12 v options
- Dimmable & Non Dimmable options

APPLICATIONS

- Perfect choice for Hotels, Bars, Commercial & Residential Lighting and Exhibition Stands



**NEW
ARRIVAL**



8W

VT-2889

1693 3000k Warmwhite

1694 4000k Daywhite

1695 6400k White



First time
GU10
with

750
LUMENS

Model No.

Watts

EQ. Watts

Voltage/Frequency

Luminous Flux

LED Type

CRI

PF

Beam Angle

Base

Body Type

Dimension

VT-2889

8W

80W

AC: 220-240V,50Hz

750lm

SMD

> 80

> 0.5

38°D

GU10

Plastic

50mm x 55mm



EAN Code 3000K

EAN Code 4000K

EAN Code 6400K

3800157608947

3800157608954

3800157608961





7W
VT-2666

1657 3000K Warmwhite
1658 4500K Daywhite
1659 6000K White



7W
VT-2886D

1666 3000K Warmwhite
1667 4500K Daywhite
1668 6000K White



7W
VT-2778





1672 3000K Warmwhite
1673 4500K Daywhite
1674 6000K White



7W
VT-1967

1663 3000K Warmwhite
1664 4500K Daywhite
1665 6000K White



Model No.	VT-2666	VT-2886D	VT-2778	VT-1967
Watts	7W	7W	7W	7W
EQ. Watts	50W	50W	50W	50W
Voltage/Frequency	AC:220-240V,50Hz	AC:220-240V,50Hz	AC: 220-240V,50Hz	AC/DC: 12V,50Hz
Luminous Flux	550lm	550lm	500lm	550lm
LED Type	SMD	SMD	SMD	SMD
CRI	>80	>80	> 80	>80
PF	>0.5	>0.5	> 0.5	>0.5
Beam Angle	38'D	38'D	110'D	38'D
Base	GU10	GU10	GU10	MR16.12V/GU5.3
Body Type	Plastic	Plastic	Plastic	Plastic
Dimension	50mm x 57mm	50mm x 57mm	50mm x 57mm	50mm x 50mm
				
EAN Code 3000K	3800157601641	3800157602075	3800157602136	3800157602044
EAN Code 4500K	3800157601658	3800157602082	3800157602143	3800157602051
EAN Code 6000K	3800157601665	3800157602099	3800157602150	3800157602068



7W
VT-2779

1682 3000K Warmwhite
1683 4500K Daywhite
1684 6000K White



7W
VT-2887D

1669 3000K Warmwhite
1670 4500K Daywhite
1671 6000K White



7W
VT-1977

1688 3000K Warmwhite
1689 4500K Daywhite
1690 6000K White



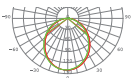
Model No.	VT-2779	VT-2887D	VT-1977
Watts	7W	7W	7W
EQ. Watts	45W	50W	50W
Voltage/Frequency	AC:220-240V,50Hz	AC:220-240V,50Hz	AC/DC: 12V,50Hz
Luminous Flux	500lm	500lm	500lm
LED Type	SMD	SMD	SMD
CRI	>80	>80	>80
PF	>0.5	>0.5	>0.5
Beam Angle	110°D	110°D	110°D
Base	GU10	GU10	MR16
Body Type	Plastic	Plastic	Plastic
Dimension	50mm x 57mm	50mm x 57mm	50mm x 50mm
EAN Code 3000K	3800157605359	3800157602105	3800157606950
EAN Code 4500K	3800157605366	3800157602112	3800157606967
EAN Code 6000K	3800157605373	3800157602129	3800157606974



MILKY COVER

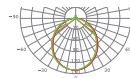
5W VT-1975

1685 3000K Warmwhite
1686 4500K Daywhite
1687 6000K White



3W VT-1933

7126 3000k Warm White
7127 4500k Day White
7128 6000k White



Model No.

Watts
EQ. Watts
Voltage/Frequency
Luminous Flux
LED Type
CRI
PF
Beam Angle
Base
Body Type
Dimension

VT-1975

5W
40W
AC:220-240V,50Hz
320lm
SMD
>80
>0.5
110°D
GU10
Plastic
50mm x 58mm



VT-1933

3W
25W
AC:220-240V,50Hz
210lm
SMD
>80
>0.5
110°D
GU10
Plastic
50mm x 58mm



EAN Code 3000K
EAN Code 4500K
EAN Code 6000K


3800157606240
3800157606257
3800157606264

3800157610148
3800157610155
3800157610162



2W
VT-1992



1679 3000K WarmWhite
1680 4500K DayWhite
1681 6000K White



2W
VT-2002

7167 3000K WarmWhite
7168 4500K DayWhite
7169 6000K White



Model No.	VT-1992	VT-2002
Watts	2W	2W
EQ. Watts	15W	15W
Voltage/Frequency	AC/DC:12V,50Hz	AC/DC: 12V,50Hz
Luminous Flux	140lm	180lm
LED Type	SMD	SMD
CRI	>80	>80
PF	/	/
Beam Angle	38'D	38'D
Base	MR11	GU10
Body Type	Plastic	Plastic
Dimension	35mm x 39mm	35mm x 46.5mm
		
EAN Code 3000K	3800157605038	3800157602044
EAN Code 4500K	3800157605045	3800157602051
EAN Code 6000K	3800157605052	3800157602068



1.5W
VT-1942



Blister Pack
3 pcs

4391 3000K Warmwhite
4392 4500K Daywhite
4393 6000K White

1 pc Pack

4463 3000K Warmwhite
4464 4500K Daywhite
4465 6000K White



2.5W
VT-1946





Blister Pack
3 pcs

4358 3000K Warmwhite
4359 4500K Daywhite
4360 6000K White

1 pc Pack

7205 3000K Warmwhite
7206 4500K Daywhite
7207 6000K White

Model No.	VT-1846	VT-1946
Watts	2W	2.5W
EQ. Watts	30W	25W
Voltage/Frequency	AC: 220-240V,50/60Hz	AC: 220-240V,50Hz
Luminous Flux	160lm	200lm
LED Type	SMD	SMD
CRI	> 80	>80
PF	/	>0.4
Beam Angle	120°D	300°D
Base	G9	G9
Body Type	Plastic	Plastic
Dimension	18mm x 60mm	16mm x 48mm
		
EAN Code 3000K	3800157610025	3800157602716
EAN Code 4500K	3800157609937	3800157602723
EAN Code 6000K	3800157609944	3800157602730



3W
VT-1943

7122 2200k Warm White
7117 4500K Day White
7118 6000k White

Also Available In
Blister Pack
3pcs

4436 3000K Warmwhite





4W
VT-1849

4295 3000K Warmwhite
4296 4500K Daywhite
4297 6000K White

Available In
Blister Pack
3pcs



Model No.	VT-1943	VT-1849
Watts	3W	4W
EQ. Watts	25W	30W
Voltage/Frequency	AC:220-240V,50Hz	AC: 220-240V,50/60Hz
Luminous Flux	300lm	320lm
LED Type	Filament	SMD
CRI	>80	> 80
PF	>0.4	>0.4
Beam Angle	300'D	150'D
Base	G9	G9
Body Type	Glass	Plastic
Dimension	16mmx 60 mm	23mm x 65mm
		
EAN Code 3000K	3800157607025	3800230628961
EAN Code 4500K	N/A	3800230628978
EAN Code 6000K	N/A	3800230628985




7W
VT-1969

4437 3000K Warmwhite
4438 4500K Daywhite
4439 6000K White



Model No.	VT-1969
Watts	7W
EQ. Watts	45W
Voltage/Frequency	AC:220-240V,50Hz
Luminous Flux	550lm
Commercial Type	Gx53
LED Type	SMD
CRI	> 80
PF	> 0.5
Beam Angle	110°D
Base	Recessed Gx53
Body Type	Thermoplastic
Dimension	75 x 23.5 mm



EAN Code 3000K [3800157607032](#)
 EAN Code 4500K [3800157607049](#)
 EAN Code 6000K [3800157607056](#)



Accessories LED Spotlight Fitting



2PCS PACK

Model No	VT-778
SKU Code	3584
Base	GU10
Material	Ferrum
Shape	Round
Color of fixture	White
Dimension	Φ80 x 30mm
Cutting Size	Φ65mm
EAN Code	3800157607131




2PCS PACK

Model No	VT-778
SKU Code	3585
Base	GU10
Material	Ferrum
Shape	Round
Color of fixture	Satin Nickel
Dimension	Φ80 x 30mm
Cutting Size	Φ65mm
EAN Code	3800157607148



2PCS PACK

Model No	VT-778
SKU Code	3586
Base	GU10
Material	Ferrum
Shape	Round
Color of fixture	Chrome
Dimension	Φ80 x 30mm
Cutting Size	Φ65mm
EAN Code	3800157607155



2PCS PACK

Model No	VT-779
SKU Code	3587
Base	GU10
Material	Zinc Alloy
Shape	Round
Color of fixture	White
Dimension	Φ82 x 25mm
Cutting Size	Φ74mm
EAN Code	3800157607162



2PCS PACK

Model No	VT-779
SKU Code	3588
Base	GU10
Material	Zinc alloy
Shape	Round
Color of fixture	Satin Nickel
Dimension	Φ82 x 25mm
Cutting Size	Φ74mm
EAN Code	3800157607179




2PCS PACK

Model No	VT-779
SKU Code	3589
Base	GU10
Material	Zinc alloy
Shape	Round
Color of fixture	Chrome
Dimension	Φ82 x 25mm
Cutting Size	Φ74mm
EAN Code	3800157607186



2PCS PACK

Model No	VT-779
SKU Code	3590
Base	GU10
Material	Zinc alloy
Shape	Square
Color of fixture	White
Dimension	82 x 82 x 22mm
Cutting Size	74mm
EAN Code	3800157607193



2PCS PACK


Model No	VT-779
SKU Code	3591
Base	GU10
Material	Zinc alloy
Shape	Square
Color of fixture	Satin Nickel
Dimension	82 x 82 x 22mm
Cutting Size	74mm
EAN Code	3800157607209



2PCS PACK

Model No	VT-779
SKU Code	3592
Base	GU10
Material	Zinc alloy
Shape	Square
Color of fixture	Chrome
Dimension	82 x 82 x 22mm
Cutting Size	74mm
EAN Code	3800157607216

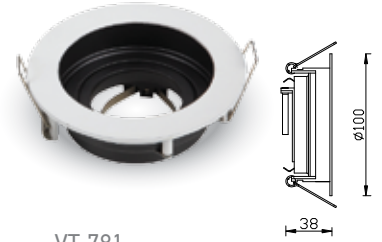
Accessories LED Spotlight Fitting



Model No	VT-780
SKU Code	3593
Base	GU10
Material	Ferrum
Shape	Round
Color of fixture	White
Dimension	Φ100 x 45mm
Cutting Size	Φ90mm
EAN Code	3800157607223




Model No	VT-780
SKU Code	3594
Base	GU10
Material	Ferrum
Shape	Round
Color of fixture	Satin Nickel
Dimension	Φ100 x 45mm
Cutting Size	Φ90mm
EAN Code	3800157607230



Model No	VT-781
SKU Code	3595
Base	GU10
Material	Aluminum+Ferrum
Shape	Round
Color of fixture	White
Dimension	Φ100 x 45mm
Cutting Size	Φ90mm
EAN Code	3800157607247




Model No	VT-781
SKU Code	3596
Base	GU10
Material	Aluminum+Ferrum
Shape	Round
Color of fixture	Satin Nickel
Dimension	Φ100 x 38mm
Cutting Size	Φ90mm
EAN Code	3800157607254



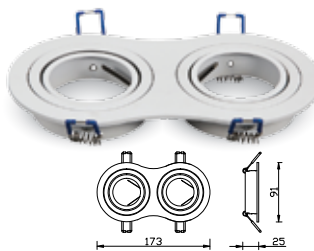
Model No	VT-781
SKU Code	3597
Base	GU10
Material	Aluminum+Ferrum
Shape	Square
Color of fixture	White
Dimension	100 x 100 x 38mm
Cutting Size	90 x 90mm
EAN Code	3800157607261



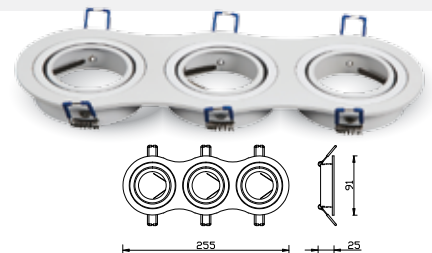
Model No	VT-781
SKU Code	3598
Base	GU10
Material	Aluminum+Ferrum
Shape	Square
Color of fixture	Satin Nickel
Dimension	100 x 100 x 38mm
Cutting Size	90 x 90mm
EAN Code	3800157607278



Model No	VT-782
SKU Code	3599
Base	GU10
Material	Aluminum
Shape	Round
Color of fixture	White
Dimension	Φ91 x 25mm
Cutting Size	Φ75mm
EAN Code	3800157607285

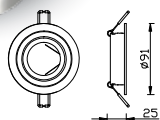


Model No	VT-783
SKU Code	3601
Base	GU10
Material	Aluminum
Shape	Round
Color of fixture	White
Dimension	173 x 91 x 25mm
Cutting Size	155 x 75mm
EAN Code	3800157607308

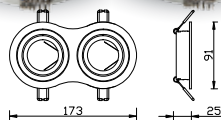


Model No	VT-784
SKU Code	3603
Base	GU10
Material	Aluminum
Shape	Round
Color of fixture	White
Dimension	255 x 91 x 25
Cutting Size	235 x 75
EAN Code	3800157607322

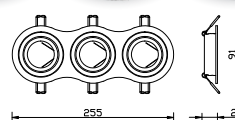
Accessories **LED Spotlight Fitting**



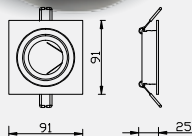
Model No	VT-782
SKU Code	3600
Base	GU10
Material	Aluminum
Shape	Round
Color of fixture	Aluminum Brush
Dimension	Ø91 x 25mm
Cutting Size	Ø75mm
EAN Code	3800157607292



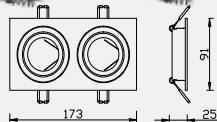
Model No	VT-783
SKU Code	3602
Base	GU10
Material	Aluminum
Shape	Round
Color of fixture	Aluminum Brush
Dimension	173 x 91 x 25mm
Cutting Size	155 x 75mm
EAN Code	3800157607315



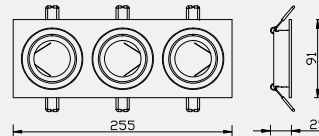
Model No	VT-784
SKU Code	3604
Base	GU10
Material	Aluminum
Shape	Round
Color of fixture	Aluminum Brush
Dimension	255 x 91 x 25mm
Cutting Size	235 x 75mm
EAN Code	3800157607339



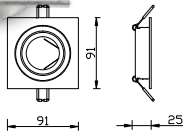
Model No	VT-782
SKU Code	3605
Base	GU10
Material	Aluminum
Shape	Square
Color of fixture	White
Dimension	91 x 91 x 25mm
Cutting Size	75mm
EAN Code	3800157607346



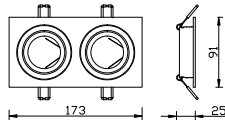
Model No	VT-783
SKU Code	3607
Base	GU10
Material	Aluminum
Shape	Square
Color of fixture	White
Dimension	173 x 91 x 25mm
Cutting Size	155 x 75mm
EAN Code	3800157607360



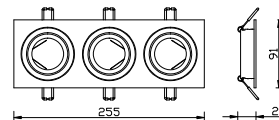
Model No	VT-784
SKU Code	3609
Base	GU10
Material	Aluminum
Shape	Square
Color of fixture	White
Dimension	255 x 91 x 25mm
Cutting Size	235 x 75mm
EAN Code	3800157607384



Model No	VT-782
SKU Code	3606
Base	GU10
Material	Aluminum
Shape	Square
Color of fixture	Aluminum Brush
Dimension	91 x 91 x 25mm
Cutting Size	75mm
EAN Code	3800157607353

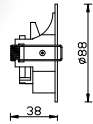


Model No	VT-783
SKU Code	3608
Base	GU10
Material	Aluminum
Shape	Square
Color of fixture	Aluminum Brush
Dimension	173 x 91 x 25mm
Cutting Size	155 x 75mm
EAN Code	3800157607377

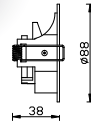



Model No	VT-784
SKU Code	3610
Base	GU10
Material	Aluminum
Shape	Square
Color of fixture	Aluminum Brush
Dimension	255 x 91 x 25mm
Cutting Size	235 x 75mm
EAN Code	3800157607391

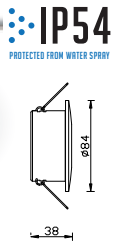

Accessories LED Spotlight Fitting



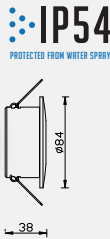
Model No	VT-785
SKU Code	3611
Base	GU10
Material	Aluminum
Shape	Round
Color of fixture	White
Dimension	Ø88 x 38mm
Cutting Size	Ø75mm
EAN Code	3800157607407




Model No	VT-786
SKU Code	3612
Base	GU10
Material	Aluminum
Shape	Round
Color of fixture	White
Dimension	Ø88 x 38mm
Cutting Size	Ø75mm
EAN Code	3800157607414



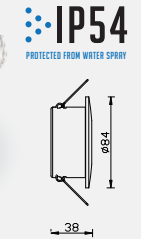

Model No	VT-787
SKU Code	3613
Base	GU10
Material	Zinc alloy+Ferrum
Shape	Round
Color of fixture	White
Dimension	Ø84 x 38mm
Cutting Size	Ø75
EAN Code	3800157607421



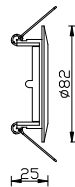
Model No	VT-787
SKU Code	3614
Base	GU10
Material	Zinc alloy+Ferrum
Shape	Round
Color of fixture	Satin Nickel
Dimension	Ø84 x 38mm
Cutting Size	Ø75mm
EAN Code	3800157607438



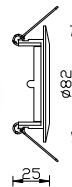

Model No	VT-787
SKU Code	3615
Base	GU10
Material	Zinc alloy+Ferrum
Shape	Square
Color of fixture	White
Dimension	84 x 84 x 38mm
Cutting Size	Ø75mm
EAN Code	3800157607445



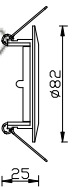
Model No	VT-787
SKU Code	3616
Base	GU10
Material	Zinc alloy+Ferrum
Shape	Square
Color of fixture	Satin Nickel
Dimension	84 x 84 x 38mm
Cutting Size	Ø75mm
EAN Code	3800157607452



Model No	VT-7227
SKU Code	3469
Holder:	GU10
Material:	Ferrum
Based:	Recessed
Body Color:	White
Shape:	Round
Dimension	Ø82 x 25mm
Cutting Size	Ø74mm
EAN Code	3800157605885



Model No	VT-7227
SKU Code	3470
Holder:	GU10
Material:	Ferrum
Based:	Recessed
Body Color:	Satin Nickel
Shape:	Round
Dimension	Ø82 x 25mm
Cutting Size	Ø74mm
EAN Code	3800157605892



Model No	VT-7227
SKU Code	3471
Holder:	GU10
Material:	Ferrum
Based:	Recessed
Body Color:	Chrome
Shape:	Round
Dimension	Ø82 x 25mm
Cutting Size	Ø74mm
EAN Code	3800157605908


Accessories **LED Spotlight Fitting**



Model No	VT-7227
SKU Code	3472
Holder:	GU10
Material:	Ferrum
Based:	Recessed
Body Color:	White
Shape:	Square
Dimension	82 x 82 x22mm
Cutting Size	74mm
EAN Code	3800157605915



Model No	VT-7227
SKU Code	3473
Holder:	GU10
Material:	Ferrum
Based:	Recessed
Body Color:	Satin Nickel
Shape:	Square
Dimension	82 x 82 x22mm
Cutting Size	74mm
EAN Code	3800157605922



Model No	VT-7227
SKU Code	3474
Holder:	GU10
Material:	Ferrum
Based:	Recessed
Body Color:	Chrome
Shape:	Square
Dimension	82 x 82 x22mm
Cutting Size	74mm
EAN Code	3800157605939



SKU CODE 3617 **GU10 TRACK FITTING**

DESCRIPTION 1 x GU10 Track Fitting White

EAN CODE 3800157607469



SKU CODE 3618 **GU10 TRACK FITTING**

DESCRIPTION 2 x GU10 Track Fitting White

EAN CODE 3800157607476



SKU CODE 3619 **GU10 TRACK FITTING**

DESCRIPTION 3 x GU10 Track Fitting White

EAN CODE 3800157607483



SKU Code	3423
Material	Ceramic
Wire Length	150mm
EAN Code	3800157607827

5 ALSO AVAILABLE IN PCS PACK

SKU Code 34235



Model No	VT-791
SKU Code	3620
Material	Ceramic
Wire Length	158mm
EAN Code	3800157607704

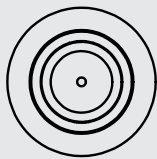
MR16 LAMP HOLDER WITH PVC CABLE



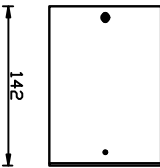
Model No	VT-7889
SKU Code	36265
Material	Ceramic
Wire Length	150mm
EAN Code	3800157609999



SURFACE MOUNTED
GU10 FITTINGS
Easy Installation
Elegant Design



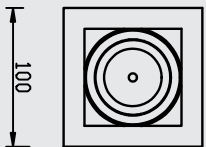
Ø100



Model No	VT-796
Colour:	White
SKU Code:	3627
Holder:	GU10
Dimension:	142 x 100 mm
EAN Code:	3800157612043

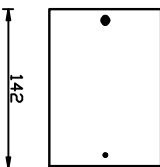
Model No	VT-796
Colour:	Black
SKU Code:	3628
Holder:	GU10
Dimension:	142 x 100 mm
EAN Code:	3800157612050

Model No	VT-796
Colour:	Satin Nickle
SKU Code:	3629
Holder:	GU10
Dimension:	142 x 100 mm
EAN Code:	3800157612067



100

100



Model No	VT-797
Colour:	White
SKU Code:	3630
Holder:	GU10
Dimension:	142 x 100 x 100 mm
EAN Code:	3800157612074

Model No	VT-797
Colour:	Black
SKU Code:	3631
Holder:	GU10
Dimension:	142 x 100 x 100 mm
EAN Code:	3800157612081

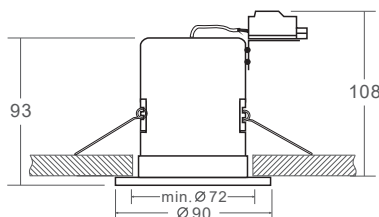
Model No	VT-797
Colour:	Satin Nickle
SKU Code:	3632
Holder:	GU10
Dimension:	142 x 100 x 100 mm
EAN Code:	3800157612098

Accessories **LED Spotlight Fitting**



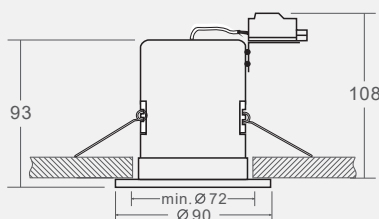
GU 10 Holder MW
Fire Rated Fitting (Indoor Series)

Model No	VT-777
SKU Code	3579
Input voltage	AC 90-230V, 50/60Hz
Material	Pressing Metal
IP Rating	IP20
Holder	GU10
F Mark	Yes
Cut-out Min.	Min.72mm
Min. ceiling depth	1,00mm
Max Lamp size	60mm
Fire Rated	90mins
EAN Code	3800157606981



GU10 Holder SN
Fire Rated Fitting (Indoor Series)

Model No	VT-777
SKU Code	3580
Input voltage	AC 90-230V, 50/60Hz
Material	Pressing Metal
IP Rating	IP20
Holder	GU10
F Mark	Yes
Cut-out Min.	Min.72mm
Min. ceiling depth	1,00mm
Max Lamp size	60mm
Fire Rated	90mins
EAN Code	3800157606998





LED PAR BULBS & AR111

This versatile series great quality light source also boasts of an impressive hour lamp life which has a huge impact on replacement costs

PRODUCT FEATURES

- Eco friendly and Power Saving alternative for Standard Halogen Par Lamps with a longer life.
- Each lamp is a direct retrofit for a comparable Halogen Par Lamp e.g. AR111, PAR 30 & PAR 38
- Exceptional Heat Radiation Efficiency
- Non - Flickering
- No UV Radiation
- Easy Installation
- Premium Quality Power Driver
- Creates better Lighting effect than the old halogen bulb
- Dimmable & Non Dimmable options available

APPLICATIONS

- Widely used in Showrooms, Exhibition Stands, Stores, Offices and Reception areas, Hotels, Bars and Commercial Lighting





12W
VT-1112

4224 3000K Warmwhite
4223 4500K Daywhite
4225 6000K White



15W
VT-1110

4257 3000K Warmwhite
4256 4500K Daywhite
4255 6000K White



15W
VT-1110

4084 3000K Warmwhite
4062 4500K Daywhite
4061 6000K White



DIMMABLE
15W
VT-1110 D

4099 3000K Warmwhite
4106 4500K Daywhite
4086 6000K White



Model No.	VT-1112	VT-1110	VT-1110	VT-1110 D
Watts	12W	15W	15W	15W
EQ. Watts	60W	75W	75W	75W
Voltage/Frequency	AC: 200-240V, 50Hz	AC: 12V, 50Hz	AC: 12V, 50Hz	AC: 220V, 50Hz
Luminous Flux	650lm	780lm	780lm	780lm
Commercial Type	AR111	AR111	AR111	AR111
LED Type	COB	COB	COB	COB
CRI	> 80	> 80	> 80	> 80
PF	> 0.9	> 0.9	> 0.9	> 0.9
Beam Angle	40'D	40'D	20'D	20'D
Base	GU10	G53	G53	G53
Body Type	Plastic Clad Aluminum	Plastic Clad Aluminum	Plastic Clad Aluminum	Plastic Clad Aluminum
Dimension	111 x 91mm	111 x 86 x 63mm	111 x 86 x 63mm	111 x 86 x 63mm



EAN Code 3000K
EAN Code 4500K
EAN Code 6000K

3800230626257
3800230626219
3800230626264

3800230628664
3800230628657
3800230628640

3800230620064
3800230620057
3800230620040

3800230620088
3800230620071
3800230626486



COB
LED TYPE

100W
EQUIVALENT

1500
LUMENS

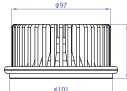
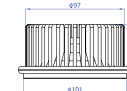
20W 1243 3000K WarmWhite
1244 4500K DayWhite
VT-1120 1245 6000K White

20°
BEAM ANGLE

1500
LUMENS

20W 1246 3000K WarmWhite
1247 4500K DayWhite
VT-1120 1248 6000K White

40°
BEAM ANGLE

Model No.	VT-1120	VT-1120
Watts	20W	20W
EQ. Watts	100W	100W
Voltage/Frequency	AC: 220-240V, 50/60Hz	AC: 220-240V, 50/60Hz
Luminous Flux	1500lm	1500lm
LED Type	COB	COB
Commercial Type	AR111	AR111
CRI	> 80	> 80
PF	> 0.7	> 0.7
Beam Angle	20°D	40°D
Body Type	Die Cast Aluminum	Die Cast Aluminum
IP Rating	IP20	IP20
Dimension	D:111 x 61.5mm	D:111 x 61.5mm
Cutting Size	D:97mm 	D:97mm 

EAN Code 3000K
EAN Code 4500K
EAN Code 6000K

3800157606004
3800157606011
3800157606028

3800157606035
3800157606042
3800157606059


ACCESSORIES AR111



Model No.	VT-7221
SKU Code	3575
Color	White
Holder	1xAR111
Body Type	Aluminum
Dimension	174 x 174 mm
Cutting Size	168x155mm
EAN Code	3800157604765




Model No.	VT-7221
SKU Code	3581
Color	Black
Holder	1xAR111
Body Type	Aluminum
Dimension	174 x 174 mm
Cutting Size	168x155mm
EAN Code	3800157607063



Model No.	VT-7222
SKU Code	3576
Color	White
Holder	2xAR111
Body Type	Aluminum
Dimension	325 x 174 mm
Cutting Size	305 x 168 mm
EAN Code	3800157604772



Model No.	VT-7222
SKU Code	3582
Color	Black
Holder	2xAR111
Body Type	Aluminum
Dimension	325 x 174 mm
Cutting Size	305 x 168 mm
EAN Code	3800157607070



Model No.	VT-7223
SKU Code	3577
Color	White
Holder	3xAR111
Body Type	Aluminum
Dimension	475 x 174 mm
Cutting Size	455 x 168 mm
EAN Code	3800157604789



Model No.	VT-7223
SKU Code	3583
Color	Black
Holder	3xAR111
Body Type	Aluminum
Dimension	475 x 174 mm
Cutting Size	455 x 168 mm
EAN Code	3800157607087

 **IP65**



15W
VT-1215

4415 3000K WarmWhite
4416 4500K DayWhite
4417 6000K White

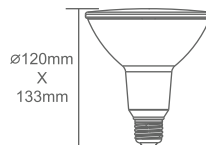


PAR
38

Model No.	VT-1125
Watts	15W
EQ. Watts	100W
Voltage/Frequency	AC: 180-240V, 50/60Hz
Luminous Flux	1200lm
LED Type	SMD
Commercial Type	PAR38
CRI	> 80
PF	> 0.5
Beam Angle	30'D
Base	E27
Body Type	Plastic Coated Aluminum
IP Rating	IP65
Dimension	D:120 x 133mm

EAN Code 3000K
EAN Code 4500K
EAN Code 6000K

[3800157606271](#)
[3800157606288](#)
[3800157606295](#)



 **IP65**



100W
EQUIVALENT

30°
BEAM ANGLE

E27

1200
LUMENS

15W
VT-1125

4418 Green
 4419 Red
 4420 Blue



Green

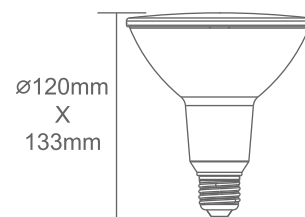
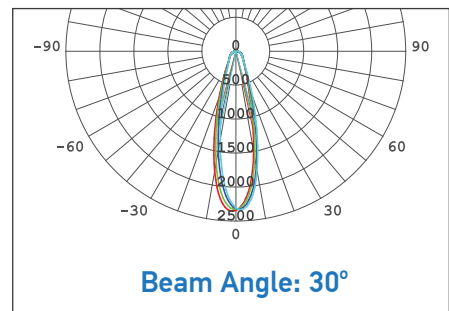


Red



Blue

Model No.	VT-1125
Watts	15W
EQ. Watts	100W
Voltage/Frequency	AC: 180-240V, 50/60Hz
Luminous Flux	1200lm
LED Type	SMD
Commercial Type	PAR38
CRI	> 80
PF	> 0.5
Beam Angle	30'D
Base	E27
Body Type	Plastic Coated Aluminum
IP Rating	IP65
Dimension	D:120 x 133mm



EAN Code	GREEN 3800157606301
EAN Code	RED 3800157606318
EAN Code	BLUE 3800157606325

ACCESSORIES FOR PAR BULBS



IP44

VT-728

7044
Garden Spike
Single Head



IP44

VT-729

7045
Garden Spike
Double Head

Model No.

Type

Suitable

Holder

Material

Color

IP Rating

Dimension

VT-728

Outdoor

VT-1125 Bulb

E27

ABS

Black

IP44

470 x 85 x 85mm

VT-729

Outdoor

VT-1125 Bulb

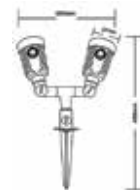
E27

ABS

Black

IP44

335 x 210 x 80mm



EAN Code

3800157606332

3800157606349





LED TUBES

Transform your existing space and make it more sustainable, beautify it with an even glow and make it safe with NO mercury. V-TAC LED Tube Series perfectly fit into existing linear fixtures and provide comparably better light levels to current Linear fluorescent systems .

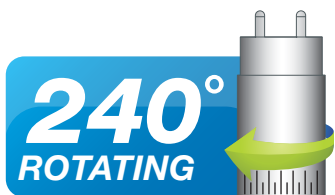
PRODUCT FEATURES

- Cost effective, safe retrofit for T8 Tubes
- Perfectly matches with the traditional daylight tube fixture
- Easy Installation
- No Lead or Mercury content hence Environment friendly
- No Ultraviolet or Infrared rays
- Non - flickering
- Long Lifespan, Low maintenance and energy saving
- Available in 60 cm, 120 cm, 150 cm & 180 cm
- Ballast or Starter NOT REQUIRED - DIRECT AC POWER

APPLICATIONS

- Widely used for Domestic and Commercial Lighting, Offices, Supermarkets, Shops, Hotels & similar environment





10W **60CM**
VT-6272 SIZE

6148 3000K Warmwhite
6153 4500K Daywhite
6144 6000K White

14W **90CM**
VT-9272 SIZE

N/A 3000K Warmwhite
6146 4500K Daywhite
6147 6000K White

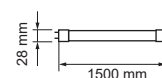
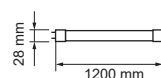
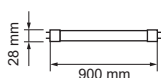
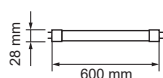
18W **120CM**
VT-1272 SIZE

6149 3000K Warmwhite
6140 4500K Daywhite
6141 6000K White

22W **150CM**
VT-1572 SIZE

6150 3000K Warmwhite
6142 4500K Daywhite
6143 6000K White

Model No.	VT-6272	VT-9272	VT-1272	VT-1572
Watts	10W	14W	18W	22W
EQ. Watts	18W	25W	36W	55W
Voltage/Frequency	AC:220-240V, 50Hz	AC: 200-240V, 50Hz	AC: 220-240V, 50Hz	AC: 220-240V, 50Hz
Luminous Flux	800lm	1200lm	1600lm	1900lm
LED Chip	SMD	SMD	SMD	SMD
CRI	>80	>80	>80	>80
PF	> 0.5	> 0.5	> 0.5	> 0.5
Beam Angle	240°D	240°D	240°D	240°D
Body Type	Glass	Glass	Glass	Glass
IP Rating	IP20	IP20	IP20	IP20
Dimension	28mm x 600mm	28mm x 900mm	28mm x 1200mm	28mm x 1500mm



EAN Code 3000K
EAN Code 4500K
EAN Code 6000K

3800230627681
3800230627940
3800230627162

N/A
3800230627315
3800230627322

3800230627698
3800230626707
3800230626714

3800230627704
3800230626721
3800230626738



10W **60CM**
VT-6272 SIZE

- 6204 3000K Warmwhite
- 6210 4500K Daywhite
- 6211 6000K White

14W **90CM**
VT-9272 SIZE

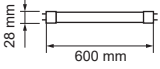
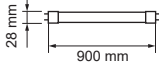
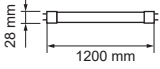
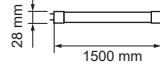
- N/A 3000K Warmwhite
- 6234 4500K Daywhite
- 6235 6000K White

18W **120CM**
VT-1272 SIZE

- 6205 3000K Warmwhite
- 6208 4500K Daywhite
- 6206 6000K White

22W **150CM**
VT-1572 SIZE

- 6207 3000K Warmwhite
- 6212 4500K Daywhite
- 6213 6000K White

Model No.	VT-6272	VT-9272	VT-1272	VT-1572
Watts	10W	14W	18W	22W
Eq Watts	18W	25W	36W	58W
Voltage	AC:220-240V,50Hz	AC:220-240V,50Hz	AC:220-240V,50Hz	AC:220-240V,50Hz
Lumens	800lm	1200lm	1600lm	2000lm
LED Type	SMD	SMD	SMD	SMD
CRI	>80	>80	>80	>80
PF	>0.5	>0.5	>0.5	>0.5
Beam Angle	160'D	160'D	160'D	160'D
Body Type	Glass	Glass	Glass	Glass
On/off	>10000	>10000	>10000	>10000
IP Rating	IP20	IP20	IP20	IP20
Dimension	28mm x 600mm 	28mm x 900mm 	28mm x 1200mm 	28mm x 1500mm 
EAN Code 3000K	3800157604185	N/A	3800157604192	3800157604215
EAN Code 4500K	3800157604406	3800157607117	3800157604307	3800157604420
EAN Code 6000K	3800157604413	3800157607124	3800157604208	3800157604437



18W 6223 3000K Warmwhite
VT-1288 6224 4500K Daywhite
6225 6000K White

120CM
SIZE



120⁺⁺ LM/W
HIGH LUMENS

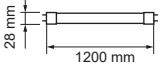
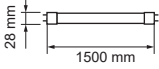


24W 6226 3000K Warmwhite
VT-1588 6227 4500K Daywhite
6228 6000K White

150CM
SIZE



120⁺⁺ LM/W
HIGH LUMENS

Model No.	VT-1288	VT-1588
Watts	18W	24W
Eq Watts	45W	75W
Voltage	AC:220-240V,50Hz	AC:220-240V,50Hz
Lumens	2300lm	3000lm
LED Type	SMD	SMD
CRI	>80	>80
PF	>0.5	>0.5
Beam Angle	160'D	160'D
Body Type	Glass	Glass
On/off	>10000	>10000
IP Rating	IP20	IP20
Dimension	28mm x 1200mm 	28mm x 1500mm 
EAN Code 3000K	3800157605151	3800157605182
EAN Code 4500K	3800157605168	3800157605199
EAN Code 6000K	3800157605175	3800157605205

LED TUBES PLASTIC ROTATION



240°
ROTATING
IN PLASTIC



10W VT-6072

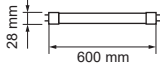
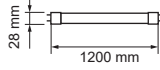
6229 3000K Warmwhite
6230 4500K Daywhite
6231 6400K White

60CM
SIZE

18W VT-1271

NA 3000k Warm White
NA 4500k Day White
6252 6400K White

120CM
SIZE

Model No.	VT-6072	VT-1271
Watts	10W	18W
Eq Watts	18W	36W
Voltage	AC:220-240V,50Hz	AC:220-240V,50Hz
Lumens	800lm	1600lm
LED Type	SMD	SMD
CRI	>80	>80
PF	>0.5	>0.5
Beam Angle	160°D	160°D
Body Type	Nano-Plastic	Plastic
On/off	>10000	>10000
IP Rating	IP20	IP20
Dimension	28mm x 600mm 	28mm x 1200mm 
EAN Code 3000K	3800157605212	NA
EAN Code 4500K	3800157605229	NA
EAN Code 6000K	3800157605236	3800157608718

✓ **MORE THIN**


✓ **MORE CLEAR**

✓ **MORE STRONG**

14W
VT-9077

NA 3000k Warm White
6272 4000k Day White
6262 6400K White

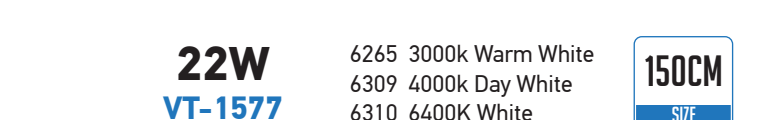
90CM
SIZE



18W
VT-1277

6263 3000k Warm White
6273 4000k Day White
6264 6400K White

120CM
SIZE



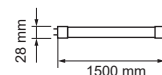
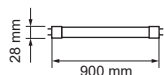
22W
VT-1577

6265 3000k Warm White
6309 4000k Day White
6310 6400K White

150CM
SIZE



Model No.	VT-9077	VT-1277	VT-1577
Watts	14W	18W	22W
EQ. Watts	25W	36W	55W
Voltage/Frequency	AC:220-240V,50Hz	AC:220-240V,50Hz	AC:220-240V,50Hz
Luminous Flux	1200lm	1600lm	1900lm
LED Type	SMD	SMD	SMD
CRI	>80	>80	>80
PF	>0.5	>0.5	>0.5
Beam Angle	160'D	160'D	160'D
Body Type	Nano-Plastic	Nano-Plastic	Nano-Plastic
IP Rating	IP20	IP20	IP20
Dimension	28mm x 900mm	28mm x 1200mm	28mm x 1500mm



EAN Code 3000K
EAN Code 4500K
EAN Code 6000K

NA
3800157615419
3800157612128

3800157612135
3800157615426
3800157612142

3800157612159
3800157617437
3800157617444

✓ **MORE THIN** ✓ **MORE CLEAR** ✓ **MORE STRONG**

10W
VT-6085

120⁺⁺ HIGH LUMENS
LM/W

6299 3000k Warm White
6301 4000k Day White
6302 6400K White



18W
VT-1285

120⁺⁺ HIGH LUMENS
LM/W

6303 3000k Warm White
6304 4000k Day White
6305 6400K White



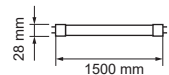
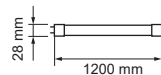
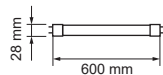
24W
VT-1585

120⁺⁺ HIGH LUMENS
LM/W

6306 3000k Warm White
6307 4000k Day White
6308 6400K White



Model No.	VT-6085	VT-1285	VT-1585
Watts	10W	18W	24W
EQ. Watts	25W	45W	75W
Voltage/Frequency	AC:220-240V,50Hz	AC:220-240V,50Hz	AC:220-240V,50Hz
Luminous Flux	1200lm	2300lm	3000lm
LED Type	SMD	SMD	SMD
CRI	>80	>80	>80
PF	>0.5	>0.5	>0.5
Beam Angle	160°D	160°D	160°D
Body Type	Nano-Plastic	Nano-Plastic	Nano-Plastic
IP Rating	IP20	IP20	IP20
Dimension	28mm x 600mm	28mm x 1200mm	28mm x 1500mm



EAN Code 3000K
EAN Code 4500K
EAN Code 6000K

3800157617345
3800157617352
3800157617369

3800157617376
3800157617383
3800157617390

3800157617406
3800157617413
3800157617420

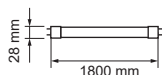


40W
VT-1840

N/A 3000K Warmwhite
6251 4500K Daywhite
6250 6000K White

180CM
SIZE

Model No.	VT-1840
Watts	40W
Eq Watts	80W
Voltage	AC:85-265V,50Hz
Lumens	3600lm
LED Type	SMD
CRI	>80
PF	>0.9
Beam Angle	120°D
Body Type	Aluminum+PC
IP Rating	IP20
Dimension	28mm x 1800mm



EAN Code 3000K
EAN Code 4500K
EAN Code 6000K

N/A
[3800157607834](#)
[3800157607841](#)



**SUPER
SLIM**



10W **30CM**
VT-8013 SIZE

4987 3000K Warmwhite
4988 4500K Daywhite
4989 6000K White

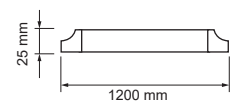
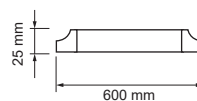
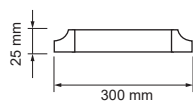
20W **60CM**
VT-8020 SIZE

4990 3000K Warmwhite
4991 4500K Daywhite
4992 6000K White

40W **120CM**
VT-8040 SIZE

4993 3000K Warmwhite
4994 4500K Daywhite
4995 6000K White

Model No.	VT-8013	VT-8020	VT-8040
Watts	10W	20W	40W
EQ. Watts	50W	100W	200W
Voltage/Frequency	AC:200-240V,50Hz	AC:200-240V,50Hz	AC:200-240V,50Hz
Luminous Flux	800lm	1600lm	3200lm
LED Chip	SMD	SMD	SMD
CRI	>80	>80	>80
PF	> 0.5	> 0.5	>0.9
Beam Angle	110'D	110'D	110'D
Body Type	Aluminum+Plastic	Aluminum+Plastic	Aluminum+Plastic
IP Rating	IP20	IP20	IP20
Dimension	300 x 75 x 25mm	600 x 75 x 25mm	1200 x 75 x 25mm



EAN Code 3000K
EAN Code 4500K
EAN Code 6000K

3800157601955
3800157601962
3800157601979

3800157601986
3800157601993
3800157602006

3800157602013
3800157602020
3800157602037

**SUPER
SLIM**



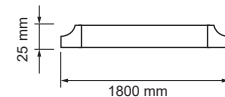
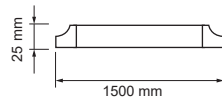
50W **150CM**
VT-8050 **SIZE**

N/A 3000k Warm White
6254 4500k Day White
6253 6000k White

60W **180CM**
VT-8060 **SIZE**

N/A 3000k Warm White
6311 4500k Day White
6312 6000k White

Model No.	VT-8050	VT-8060
Watts	50W	60W
EQ. Watts	200W	240W
Voltage/Frequency	AC:200-240V,50Hz	AC:200-240V,50Hz
Luminous Flux	4000 lm	4800lm
LED Chip	SMD	SMD
CRI	>80	>80
PF	>0.9	>0.9
Beam Angle	110°D	110°D
Body Type	Aluminum+Plastic	Aluminum+Plastic
IP Rating	IP20	IP20
Dimension	1500 x 75 x 25mm	1800 x 75 x 25mm



EAN Code 3000K
EAN Code 4500K
EAN Code 6000K

3800157608329
3800157605960
3800157605953

N/A
3800157617574
3800157617581



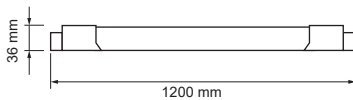
36W
VT-12042

120CM
SIZE

N/A 3000K Warmwhite
6202 4500K Daywhite
6203 6000K White

8071 Joint
8072 Wire

Model No.	VT-12042
Watts	36W
EQ. Watts	80W
Voltage/Frequency	AC85-265V/50-60Hz
Luminous Flux	2900lm
LED Chip	SMD
CRI	>80
PF	>0.9
Beam Angle	120°D
Body Type	IRON+PC
IP Rating	IP20
Dimension	1187 x 54 x 36mm



EAN Code 3000K **N/A**
EAN Code 4500K **3800157604024**
EAN Code 6000K **3800157604031**



**T5 TUBE
WITH FITTING**



4W **30CM**
VT-3033 SIZE

6166 3000K Warmwhite
6167 4500K Daywhite
6168 6000K White

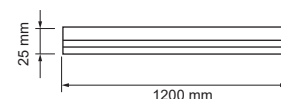
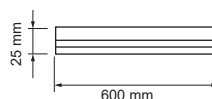
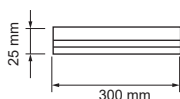
7W **60CM**
VT-6073 SIZE

6169 3000K Warmwhite
6170 4500K Daywhite
6171 6000K White

14W **120CM**
VT-1273 SIZE

6172 3000K Warmwhite
6173 4500K Daywhite
6174 6000K White

Model No.	VT-3033	VT-6073	VT-1273
Watts	4W	7W	14W
EQ. Watts	8W	14W	28W
Voltage/Frequency	AC:200~240V, 50/60Hz	AC:200~240V, 50/60Hz	AC:200~240V, 50/60Hz
Luminous Flux	330lm	630lm	1260 lm
LED Chip	SMD	SMD	SMD
CRI	>80	>80	>80
PF	> 0.5	> 0.5	> 0.5
Beam Angle	141°D	141°D	141°D
Body Type	Plastic	Plastic	Plastic
IP Rating	IP20	IP20	IP20
Dimension	300 x 25mm	600 x 25mm	1200 x 25mm



EAN Code 3000K [3800230629159](#)
EAN Code 4500K [3800230629166](#)
EAN Code 6000K [3800230629173](#)

[3800230629180](#)
[3800230629197](#)
[3800230629203](#)

[3800230629210](#)
[3800230629227](#)
[3800230629234](#)

FIXTURES WITH LED CABINET LIGHT



10W
VT-8112

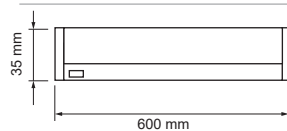
5068 3000K Warmwhite
5069 4500K Daywhite
5070 6000K White

60CM
SIZE



**PLUG & 1M CABLE
INCLUDED**

Model No.	VT-8112
Watts	10W
Eq Watts	50W
Voltage	AC:220-240V,50/60Hz
Lumens	800lm
LED Type	SMD
CRI	>80
PF	> 0.5
Beam Angle	110°D
Body Type	Aluminum body,plastic diffuser
IP Rating	IP20
Dimension	579x78x35mm



EAN Code 3000K
EAN Code 4500K
EAN Code 6000K

[3800157606714](#)
[3800157606721](#)
[3800157606738](#)




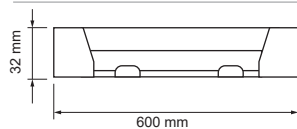
10W **60CM**
VT-8111 **SIZE**

5071 3000K Warmwhite
 5072 4500K Daywhite
 5073 6000K White

20W **120CM**
VT-8121 **SIZE**

5074 3000K Warmwhite
 5075 4500K Daywhite
 5076 6000K White

Model No.	VT-8111	VT-8121
Watts	10W	20W
EQ. Watts	20W	40W
Voltage/Frequency	AC:85-265V,50/60Hz	AC:85-265V,50/60Hz
Luminous Flux	900lm	1800lm
LED Type	SMD	SMD
CRI	>80	>80
PF	> 0.5	> 0.5
Beam Angle	120'D	120'D
Body Type	Aluminum+PC	Aluminum+PC
IP Rating	IP20	IP20
Dimension	600 x 32mm	1200x32mm



EAN Code 3000K
 EAN Code 4500K
 EAN Code 6000K

[3800157606745](#)
[3800157606752](#)
[3800157606769](#)

[3800157606776](#)
[3800157606783](#)
[3800157606790](#)




MODEL No.	VT-16010	VT-12020	VT-15020	VT-18011
SKU Code	6052	6054	6056	6151
Body Type	Aluminum	Aluminum	Aluminum	Aluminum
IP Rating	IP20	IP20	IP20	IP20
Size	600mm	1200mm	1500mm	1800mm
EAN Code	3800230624642	3800230624666	3800230624680	3800230627926



MODEL No.	VT-16011	VT-12021	VT-15021
SKU Code	6053	6055	6057
Body Type	Aluminum	Aluminum	Aluminum
IP Rating	IP20	IP20	IP20
Size	600mm x 2	1200mm x 2	1500mm x 2
EAN Code	3800230624659	3800230624673	3800230624697

Batten Fixtures for our T8 LED Tubes so they can be used in a variety of different applications such as public areas like hotels, restaurants or hospitals.





WATERPROOF FITTINGS

An IP65 Ingress Protection Waterproof tubes provides evidence of its dust-tightness and complete resistance to rain and jets of water.

PRODUCT FEATURES

- Luminous efficacy up to 120lm/W and 80lm/W
- Easy to install
- IP65, free from water and dirt
- Without opening the lampshade for direct wiring
- Perfect replacement for the whole set of T8 fluorescent lighting fixture
- Save up to 80% in electricity consumption compared to fluorescent lighting fixture

APPLICATIONS

Parking lots, Gas stations, Tunnels, Warehouse etc.





18W
VT-6076

N/A 3000k Warm White
6283 4500k Day White
6282 6000k White

60CM
SIZE

36W
VT-1249

N/A 3000k Warm White
6285 4500k Day White
6284 6000k White

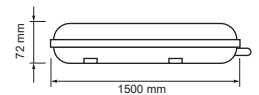
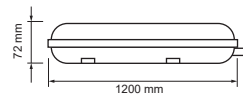
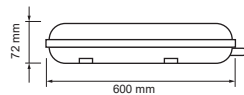
120CM
SIZE

48W
VT-1574

N/A 3000k Warm White
6287 4500k Day White
6286 6000k White

150CM
SIZE

Model No.	VT-6076	VT-1249	VT-1574
Watts	18W	36W	48W
EQ. Watts	100W	200W	250W
Voltage/Frequency	AC:220-240V,50Hz	AC:220-240V,50Hz	AC:220-240V,50Hz
Luminous Flux	1440lm	2880lm	3840lm
LED Type	SMD	SMD	SMD
CRI	>70	>70	>70
PF	>0.5	>0.9	>0.9
Beam Angle	120	120	120
Body Type	ABS+PC	ABS+PC	ABS+PC
IP Rating	IP65	IP65	IP65
Dimension	600 x 86 x 70mm	1200 x 86 x 70mm	1500 x 86 x 70mm



EAN Code 3000K
EAN Code 4500K
EAN Code 6000K

N/A
3800157616478
3800157616461

N/A
3800157616492
3800157616485

N/A
3800157616515
3800157616508

FIXTURES WITH LED WATER-PROOF FITTINGS



18W
VT-6048



N/A 3000K Warmwhite
6198 4500K Daywhite
6199 6000K White



36W
VT-1248

N/A 3000K Warmwhite
6200 4500K Daywhite
6201 6000K White

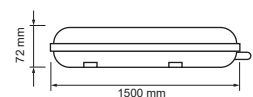
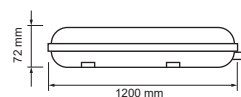
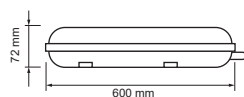


48W
VT-1548

N/A 3000K Warmwhite
6184 4500K Daywhite
6185 6000K White



Model No.	VT-6048	VT-1248	VT-1548
Watts	18W	36W	48W
EQ. Watts	60W	120W	90W
Voltage/Frequency	AC:200-240V,50Hz	AC:200-240V,50Hz	AC85-265V/50-60Hz
Luminous Flux	1400lm	2800lm	4000lm
LED Type	SMD	SMD	SMD
CRI	>70	>70	>75
PF	>0.9	>0.9	>0.9
Beam Angle	120°D	120°D	120°D
Body Type	ABS+Plastic+PMMA	Plastic	Plastic
IP Rating	IP65	IP65	IP65
Dimension	600 x 86 x 70mm	1200 x 86 x 72mm	1480 x 86 x 72mm



EAN Code 3000K
EAN Code 4500K
EAN Code 6000K

N/A
3800157603256
3800157603263

N/A
3800157603270
3800157603287

N/A
3800157602389
3800157602396



60W
VT-1260 SMD

N/A 3000K Warmwhite
6179 4500K Daywhite
6062 6000K White

120CM
SIZE

IP65
TESTED & APPROVED

120⁺⁺
LM/W
HIGH
LUMENS



70W
VT-1573

N/A 3000k Warm White
6266 4500k Day White
6267 6000k White

150CM
SIZE

IP65
TESTED & APPROVED

120⁺⁺
LM/W
HIGH
LUMENS

CM Input Current (AC240V) 20-30MA
Charging Time ≥24 Hours
Working Time ≥3 HOURS
Battery Capacity 2.2AH(2200MAH) 7.2V



LED EMERGENCY LIGHT
WITH BUILT-IN BATTERY PACK

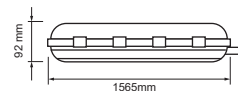
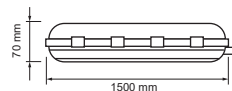
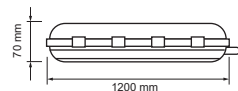
58W
VT-558

N/A 3000K Warmwhite
7028 4500K Daywhite
7029 6000K White

120°
BEAM ANGLE

IP66

Model No.	VT-1260	VT-1573	VT-558
Watts	60W	70W	58W
EQ. Watts	500W	600W	N/A
Voltage/Frequency	AC: 200-240V, 50Hz	AC:200~240V, 50/60Hz	AC: 220-240V, 50/60Hz
Luminous Flux	7200lm	8400lm	5000lm
LED Type	SMD	SMD	SMD
CRI	>70	>70	> 80
PF	> 0.9	> 0.9	>0.9
Beam Angle	120°D	120°D	120°D
Body Type	Plastic + Aluminium	Plastic + Aluminium	IP66
IP Rating	IP65	IP65	Plastic Clad Aluminium
Dimension	1200 x 86 x 70mm	1500 x 86 x 70mm	1565 x 130x 92mm



EAN Code 3000K
EAN Code 4500K
EAN Code 6000K

N/A
3800157601610
3800230625212

NA
3800157612586
3800157612593

N/A
3800157603614
3800157603621



LED PANELS

Uniform radiance coupled with consistent illumination and zero hot or cold spots, just pure systematic radiance with the V-TAC LED Light Panels. Practical, Economical and friendly

PRODUCT FEATURES

- Ultra Slim Design
- Contemporary & Elegant Design
- Higher Light Transmission Rate
- Exterior shell, cannot be easily damaged
- No infrared, does not attract flies
- Easy to install
- No Lead or Mercury content hence Environment friendly
- Dimmable options available in selected models

APPLICATIONS

- Office Lighting (Conference Room, Hospitals, Hotels, Shopping Malls, Showroom and lobby cabin etc.) Kitchen and Domestic Lighting





45W
VT-6060

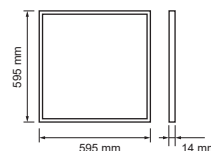
60286 3000K Warmwhite
60246 4500K Daywhite
60256 6000K White

6PACK

595 x 595
SIZE

3600
LUMENS

150W
EQUIVALENT



45W
VT-6068

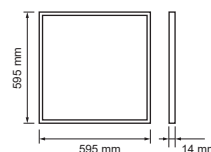
62206 3000K Warmwhite
62186 4500K Daywhite
62196 6000K White

UGR<19

595 x 595
SIZE

3600
LUMENS

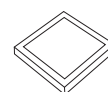
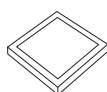
150W
EQUIVALENT



DRIVERS FOR PANELS (EMC APPROVED)

SKU	6004	6019	6029	60199	} Compatible with 60286 / 62206 60246 / 62186 60256 / 62196
TYPE	NON-DIMMABLE	DIMMABLE	TRIDONIC	DIMMABLE	
POWER	45W	45W	45W	45W	
EAN CODE	3800230628275	3800157604017	N/A	N/A	

Model No.	VT-6060	VT-6068
Watts	45W	45W
EQ. Watts	150W	150W
Voltage/Frequency	DC:30-42V,50Hz	DC:30-42V,50Hz
Luminous Flux	3600lm	3600lm
LED Type	SMD	SMD
CRI	>80	>80
PF	> 0.9	> 0.9
Beam Angle	120'D	120'D
Body Type	Aluminum+PMMA+PS	Aluminum+PMMA+PS
Shape	Square	Square
Dimension	595 x 595 x14mm	595 x 595 x14mm



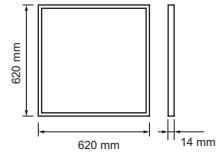
EAN Code 3000K [3800157608299](#)
EAN Code 4500K [3800157608305](#)
EAN Code 6000K [3800157608312](#)

[3800157604895](#)
[3800157604864](#)
[3800157604871](#)



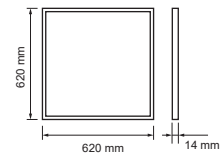
45W VT-6069

6222 3000K WarmWhite
6217 4500K DayWhite
6221 6000K White



45W VT-6062

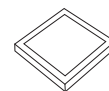
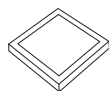
6083 3000K WarmWhite
6063 4500K DayWhite
6084 6000K White



DRIVERS FOR PANELS (EMC APPROVED)

SKU	6004	6029	60199	} Compatible with	6019	} Compatible with
TYPE	NON-DIMMABLE	TRIDONIC	DIMMABLE		6222	
POWER	45W	45W	45W	} 6217	45W	} 6063
EAN CODE	3800230628275	N/A	N/A		6221	

Model No.	VT-6069	VT-6062
Watts	45W	45W
EQ. Watts	150W	150W
Voltage/Frequency	DC:30-42V,50Hz	DC:30-42V,50Hz
Luminous Flux	3600lm	3600lm
LED Type	SMD	SMD
CRI	>80	>80
PF	>0.9	> 0.9
Beam Angle	120'D	120'D
Body Type	Aluminum+PMMA+PS	Aluminum+PMMA+PS
Shape	Square	Square
Dimension	620 x 620 x14mm	620 x 620 x14mm



EAN Code 3000K [3800157604918](#)
 EAN Code 4500K [3800157604857](#)
 EAN Code 6000K [3800157604901](#)

[3800157601481](#)
[3800230625571](#)
[3800157601498](#)



29W
VT-6129

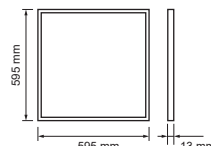
N/A 6240 3000K WarmWhite
62416 / 6241 4500K DayWhite
62426 / 6242 6000K White

595 x 595
SIZE

3600
LUMENS

150W
EQUIVALENT


120⁺⁺
LM/W
HIGH
LUMENS



45W
VT-6145

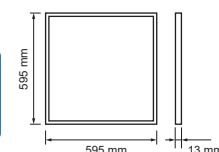
N/A 3000K WarmWhite
62366 / 6236 4500K DayWhite
62376 / 6237 6000K White

595 x 595
SIZE

5400
LUMENS

250W
EQUIVALENT


120⁺⁺
LM/W
HIGH
LUMENS



Model No.

Watts

EQ. Watts

Voltage/Frequency

Luminous Flux

LED Type

CRI

PF

Beam Angle

Body Type

Shape

Dimension

VT-6129

29W

150W

AC:220-240V,50/60Hz

3600lm

SMD

>80

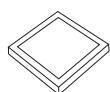
>0.9

120°D

Aluminum+PMMA+PC

Square

595 x 595 x13mm



VT-6145

45W

250W

AC:220-240V,50/60Hz

5400lm

SMD

>80

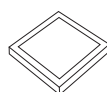
>0.9

120°D

Aluminum+PMMA+PC

Square

595 x 595 x13mm



EAN Code 3000K
EAN Code 4500K
EAN Code 6000K

3800157608169
3800157608176
3800157608183

N/A
3800157607612
3800157607629




**DRIVERS FOR PANELS
(EMC APPROVED)**

SKU
TYPE
POWER
EAN CODE

60199
DIMMABLE
45W
N/A

36W
VT-6136

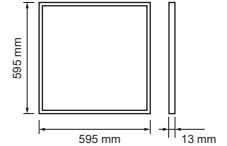
N/A 3000K WarmWhite
6238 4500K DayWhite
6239 6000K White


120⁺⁺
LM/W
**HIGH
LUMENS**

595 x 595
SIZE



4320
LUMENS

180W
EQUIVALENT



36W
VT-6137

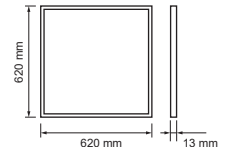
N/A 3000K WarmWhite
6243 4500K DayWhite
N/A 6000K White


120⁺⁺
LM/W
**HIGH
LUMENS**

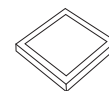
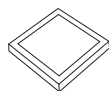
620 x 620
SIZE


4320
LUMENS

180W
EQUIVALENT



Model No.	VT-6136	VT-6137
Watts	36W	36W
EQ. Watts	180W	180W
Voltage/Frequency	AC:220-240V,50/60Hz	AC:220-240V,50/60Hz
Luminous Flux	4320lm	4320lm
LED Type	SMD	SMD
CRI	>80	>80
PF	>0.9	>0.9
Beam Angle	120'D	120'D
Body Type	Aluminum+PMMA+PC	Aluminum+PMMA+PC
Shape	Square	Square
Dimension	595 x 595 x 13mm	620 x 620 x 13mm



EAN Code 3000K
EAN Code 4500K
EAN Code 6000K

N/A
3800157607636
3800157607643

N/A
3800157608190
N/A



IP54



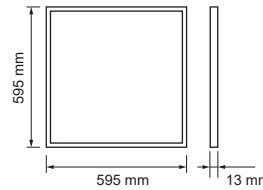
42W
VT-6042

N/A 3000K WarmWhite
 6232 4500K DayWhite
 6233 6000K White


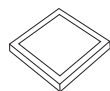
595 x 595
 SIZE

4320
 LUMENS

180W
 EQUIVALENT



MODEL No	VT-6042
WATTS	42W
EQ. Watts	180W
Voltage/Frequency	AC:220-240V,50/60Hz
Luminous Flux	4320lm
LED Type	SMD
CRI	>80
PF	>0.9
Beam Angle	120'D
Body Type	Aluminum+PMMA+PC
Shape	Square
Dimension	595 x 595 x 13mm




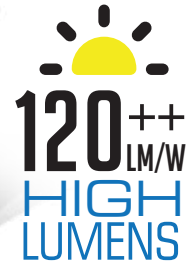
EAN Code 3000K
 EAN Code 4500K
 EAN Code 6000K

N/A
 3800157607094
 3800157607100

29W
VT-12031

6256 3000k Warm White
6257 4500k Day White
6258 6000k White

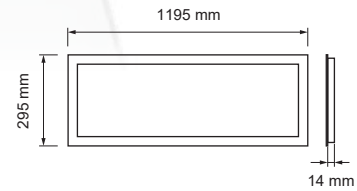
1195 x 295 **3400** LUMENS 250W EQUIVALENT



45W
VT-12030

60696 / 6069 3000K Warmwhite
60266 / 6026 4500K Daywhite
60276 / 6027 6000K White


1195 x 295 **3600** LUMENS 150W EQUIVALENT



DRIVERS FOR PANELS (EMC APPROVED)

SKU	6004	6019	6029
TYPE	NON-DIMMABLE	DIMMABLE	TRIDONIC
POWER	45W	45W	45W
EAN CODE	3800230628275	3800157604017	N/A

Model No.	VT-12031	VT-12030
Watts	29W	45W
EQ. Watts	250W	150W
Voltage/Frequency	AC:200-240V,50/60Hz	DC:30-42V,50Hz
Luminous Flux	3400lm	3600lm
LED Type	SMD	SMD
CRI	>80	>80
PF	>0.9	> 0.9
Beam Angle	120°D	120°D
Body Type	Aluminum+PMMA+PS	Aluminum+PMMA+PS
Shape	Rectangle	Rectangle
Dimension	1195 x 295 x14mm	1195 x 295 x14mma



EAN Code 3000K
EAN Code 4500K
EAN Code 6000K

3800157610414
3800157610421
3800157610438

3800230628466
3800230623638
3800230623621



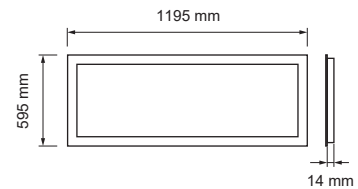
72W
VT-12060

6066 3000K Warmwhite
 6067 4500K Daywhite
 6068 6000K White

1195 x 595
 SIZE

5700
 LUMENS


210W
 EQUIVALENT



DRIVERS FOR PANELS

SKU	6047	6088
TYPE	EMC APPROVED -NON DIMMABLE	EMC APPROVED - DIMMABLE
POWER	72W	72W
EAN CODE	3800230627803	3800157602334

Model No.	VT-12060
Watts	72W
EQ. Watts	210W
Voltage/Frequency	AC: 170-240V, 50Hz
Luminous Flux	5700lm
LED Type	SMD 2835
CRI	>80
PF	> 0.9
Beam Angle	120'D
Body Type	Aluminum+PMMA+PS
Shape	Rectangle
Dimension	1195 x 595 x 14mm

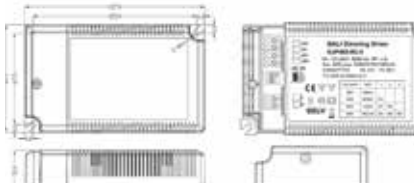


EAN Code 3000K	3800230627773
EAN Code 4500K	3800230627780
EAN Code 6000K	3800230627797

DALI Multi-current Driver



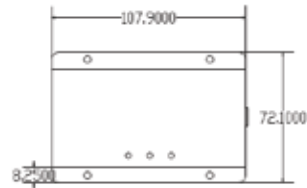
Model No VT-24045
SKU Code 3106
Voltage 20-39V -1050mp
Watts/ 40W/45W
EAN Code 3800157606837
Dimension



DALI Master



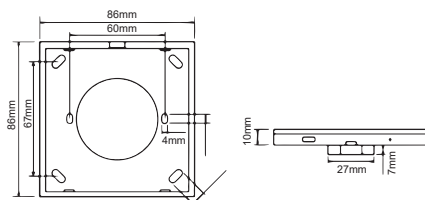
Model No VT-24050
SKU Code 3107
Watts <10W
EAN Code 3800157606844
Dimension



DALI Touch Panel Controller



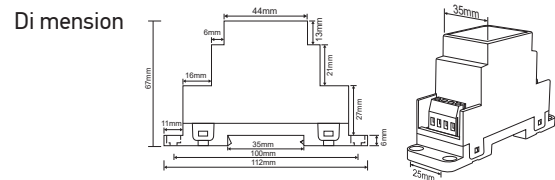
Model No VT-24049
SKU Code 3108
Watts 0.1W
EAN Code 3800157606851
Dimension



DALI Bus Power Supply



Model No VT-24048
SKU Code 3109
Watts 4W
EAN Code DALI POWER SUPPLY





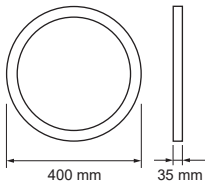
30W
VT-6041

6094 3000K Warmwhite
6095 4500K Daywhite
6096 6000K White



2400
LUMENS

90W
EQUIVALENT



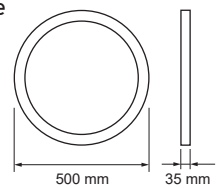
36W
VT-6051

6097 3000K Warmwhite
6098 4500K Daywhite
6099 6000K White



2880
LUMENS

110W
EQUIVALENT



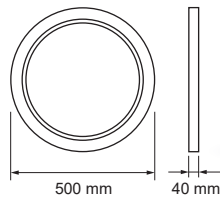
36W
VT-6050

6091 3000K Warmwhite
6092 4500K Daywhite
6093 6000K White

500 x 500
SIZE

2880
LUMENS

110W
EQUIVALENT



Model No.	VT-6041	VT-6051	VT-6050
Watts	30W	36W	36W
EQ. Watts	90W	110W	110W
Voltage/Frequency	AC:100-265V,50/60Hz	AC:100-265V,50/60Hz	AC:100-265V,50/60Hz
Luminous Flux	2400lm	2880lm	2880lm
LED Type	SMD	SMD	SMD
CRI	>80	>80	>80
PF	>0.9	>0.9	>0.9
Beam Angle	120°D	120°D	120°D
Body Type	Die Cast Aluminum	Die Cast Aluminum	Die Cast Aluminum
Shape	Round	Round	Round
Dimension	Φ400mm x 35mm	Φ500mm x 35mm	Φ500mm x 40mm



EAN Code 3000K
EAN Code 4500K
EAN Code 6000K

3800157604079
3800157604088
3800157604093

3800157604109
3800157604116
3800157604123

3800157604048
3800157604055
3800157604062

In order to make the slim panels more compatible, V-TAC has developed accessories so that the products can be installed in different types of option. This allows all our panels to be installed in three different types as required by the clients. They are :

- Recessed type
- Suspended mounted
- Surface mounted

Below are the accessories which support in making this type of installation possible



SUSPENDED MOUNTING FOR PANELS
 PRODUCT SKU : 6018
 EAN CODE: 3800230623669
 Adjustable height from 0.3 to 1m

This product can be used for all sizes of panels , that is

- 300 x 300
- 600 x 600
- 1200 x 300
- 1200 x 600

Case for External mounting for panels



Mounting for 1200x 600
 Product SKU: 9989

Mounting for 620x 620
 Product SKU: 9997




Case for External mounting for panels



Mounting for 300 x 300
 Product SKU: 9970
 EAN Code: 3800230623690

Mounting for 600 x 600
 Product SKU : 9967
 EAN Code: 3800230623676



Mounting for 1200 x 300
 Product SKU : 9969
 EAN Code: 3800230623683

Extension Frame for 625 x 625
 Product SKU : 9968
 EAN Code: 3800230623706



EMERGENCY PACK

3Hr LED emergency lighting kit, designed to suit a wide range of LED types and circuits. The models have sealed Ni-Cd batteries able to guarantee high efficiency with high temperatures. The LED emergency lighting kit can be used for LED panel lighting, LED downlighting and Ceiling lamp, thus allowing any lighting spot to be qualified for emergency in a simple and quick way, where needed..

SLIM & *Sleek*



VT-518

SKU Code 60303
Suitable for 45W LED Panels

**60CM
WIRE**

215 x 33
SIZE

10W
LED
OUTPUT POWER

45W
PANEL
OUTPUT POWER



Model No.	VT-518
SKU Code	60303
Voltage	AC:220-240V,50/60Hz
Led output power	10W
Panel output power	45W
Charging time	36 hours
Working time	3 hours
Battery	NI-CD, 712V, 4000 mAh
Color of Fixture	Aluminum+PMMA+PS
Body Type	Square
Size	455 x52 x 33mm



EAN Code **3800157617451**



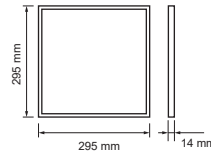
20W
VT-3032

6214 3000K WarmWhite
6215 4500K DayWhite
6216 6000K White

295 x 295
SIZE

1600
LUMENS

80W
EQUIVALENT



Model No.

Watts

EQ. Watts

Voltage/Frequency

Luminous Flux

LED Type

CRI

PF

Beam Angle

Body Type

Shape

Dimension

VT-3032

20W

80W

AC:220-240V,50/60Hz

1600lm

SMD

>80

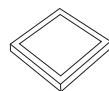
>0.9

120°D

Aluminum+PMMA+PS

Square

295 x 295 x 14mm



EAN Code 3000K
EAN Code 4500K
EAN Code 6000K

3800157604826
3800157604833
3800157604840

AVAILABLE WITH
SURFACE FITTING



6W	SKU	6W	SKU
VT-609	9921	VT-1209	9922
6W	SKU	6W	SKU
VT-1809	9923	VT-2409	9924

6W
VT-609

4875 3000K Warmwhite
4876 4500K Daywhite
4877 6000K White

12W
VT-1209

4878 3000K Warmwhite
4879 4500K Daywhite
4880 6000K White

18W
VT-1809

4881 3000K Warmwhite
4882 4500K Daywhite
4883 6000K White

24W
VT-2409

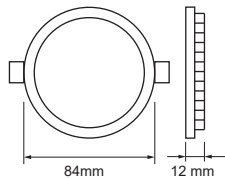
4884 3000K Warmwhite
4885 4500K Daywhite
4886 6000K White

Model No.	VT-609	VT-1209	VT-1809	VT-2409
Watts	6W	12W	18W	24W
EQ. Watts	24W	48W	72W	100W
Voltage/Frequency	DC:30-42V,50Hz	DC:30-42V,50Hz	DC:30-42V,50Hz	DC:30-42V,50Hz
Luminous Flux	400lm	900lm	1350lm	1600lm
LED Type	SMD	SMD	SMD	SMD
CRI	>80	>80	>80	>80
PF	>0.5	>0.7	>0.7	>0.7
Beam Angle	120'D	120'D	120'D	120'D
Body Type	Plastic + Aluminium Heat Sink	Plastic + Aluminium Heat Sink	Plastic + Aluminium Heat Sink	Plastic + Aluminium Heat Sink
Shape	Round	Round	Round	Round
Dimension	Ø120mm x 25mm	Ø170mm x 25mm	Ø225mm x 25mm	Ø300mm x 25mm
Cutting Size	D=Ø105mm	D=Ø155mm	D=Ø205mm	D=Ø285mm
EAN Code 3000K	3800157601801	3800157601832	3800157601863	3800157601894
EAN Code 4500K	3800157601818	3800157601849	3800157601870	3800157601900
EAN Code 6000K	3800157601825	3800157601856	3800157601887	3800157601917



3W
VT-307 RD

6292 3000k Warm White
6293 4500k Day White
6294 6000k White



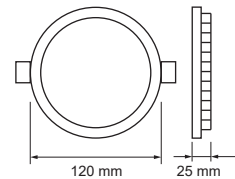
210
LUMENS

25W
EQUIVALENT



6W
VT-607 RD

4854 / 48549 3000K Warmwhite
4855 / 48559 4500K Daywhite
4856 / 48569 6000K White

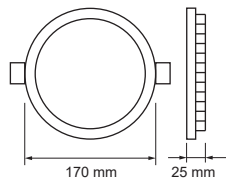


420
LUMENS

40W
EQUIVALENT

12W
VT-1207 RD

4857 / 48579 3000K Warmwhite
4858 / 48589 4500K Daywhite
4859 / 48599 6000K White



1000
LUMENS

75W
EQUIVALENT



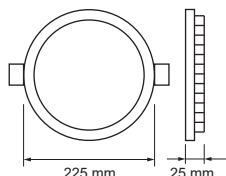
Model No.	VT-307 RD	VT-607 RD	VT-1207 RD
Watts	3W	6W	12W
EQ. Watts	25W	40W	75W
Voltage/Frequency	AC: 85-265V,50/60Hz	AC: 200-240V, 50/60Hz	AC: 200-240V, 50/60Hz
Luminous Flux	210lm	420lm	1000lm
LED Type	SMD	SMD	SMD
CRI	>80	>80	>80
PF	> 0.5	> 0.5	> 0.6
Beam Angle	120'D	120'D	120'D
Body Type	Aluminum+PMMA+PS	Aluminum+PMMA+PS	Aluminum+PMMA+PS
Shape	Round	Round	Round
Dimension	Ø84mm x 12mm	Ø120mm x 25mm	Ø170mm x 25mm
Cutting Size	D=Ø73mm	D=Ø105mm	D=Ø155mm
EAN Code 3000K	3800157616751	3800230629753	3800230629784
EAN Code 4500K	3800157616768	3800230629760	3800230629791
EAN Code 6000K	3800157616775	3800230629777	3800230629807



18W

VT-1807 RD

4860 / 48609 3000K Warmwhite
4861 / 48619 4500K Daywhite
4862 / 48629 6000K White



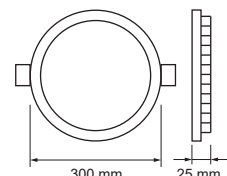
1500
LUMENS

110W
EQUIVALENT

24W

VT-2407 RD

4872 / 48729 3000K Warmwhite
4873 / 48739 4500K Daywhite
4874 / 48749 6000K White



2000
LUMENS

145W
EQUIVALENT

Model No.

VT-1807 RD

VT-2407 RD

Watts

18W

24W

EQ. Watts

110W

145W

Voltage/Frequency

AC: 200-240V, 50/60Hz

AC:200-240V,50Hz

Luminous Flux

1500lm

2000lm

LED Type

SMD

SMD

CRI

>80

>80

PF

> 0.6

>0.9

Beam Angle

120°D

120°D

Body Type

Aluminum+PMMA+PS

Aluminum+PMMA+PS

Shape

Round

Round

Dimension

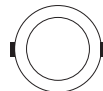
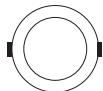
Ø225mm x 25mm

Ø300mm x 25mm

Cutting Size

D=Ø205mm

D=Ø285mm



EAN Code 3000K

[3800230629814](#)

[3800157601559](#)

EAN Code 4500K

[3800230629821](#)

[3800157601566](#)

EAN Code 6000K

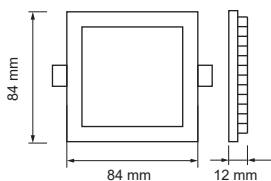
[3800230629838](#)

[3800157601573](#)



3W
VT-307 SQ

6295 3000k Warm White
6296 4500k Day White
6297 6000k White

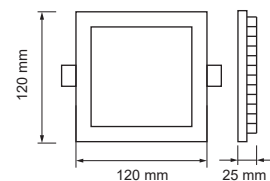


210
LUMENS

25W
EQUIVALENT

6W
VT-607 SQ

4863 / 48639 3000K Warmwhite
4864 / 48649 4500K Daywhite
4865 / 48659 6000K White

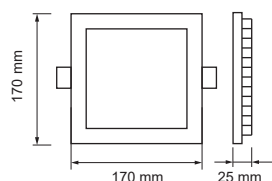


420
LUMENS

40W
EQUIVALENT

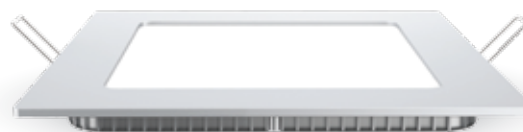
12W
VT-1207 SQ

4866 / 48669 3000K Warmwhite
4867 / 48679 4500K Daywhite
4868 / 48689 6000K White

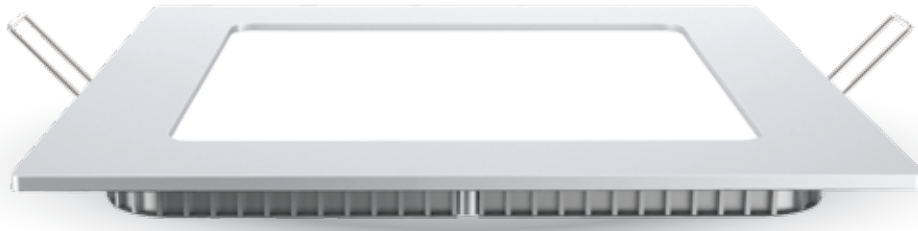


1000
LUMENS

75W
EQUIVALENT

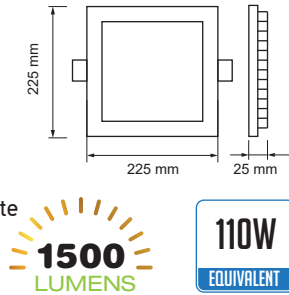


Model No.	VT-307 SQ	VT-607 SQ	VT-1207 SQ
Watts	3W	6W	12W
EQ. Watts	25W	40W	75W
Voltage/Frequency	AC: 85-265V,50/60Hz	AC: 200-240V, 50/60Hz	AC: 200-240V, 50/60Hz
Luminous Flux	210lm	420lm	1000lm
LED Type	SMD	SMD	SMD
CRI	>80	>80	>80
PF	> 0.5	> 0.5	> 0.6
Beam Angle	120'D	120'D	120'D
Body Type	Aluminum+PMMA+PS	Aluminum+PMMA+PS	Aluminum+PMMA+PS
Shape	Square	Square	Square
Dimension	84 x 84 x 12mm	120 x120 x 25mm	170 x170 x 25mm
Cutting Size	73 x 73mm	105mm x105mm	155mm x155mm
EAN Code 3000K	3800157616782	3800230629845	3800230629876
EAN Code 4500K	3800157616799	3800230629852	3800230629883
EAN Code 6000K	3800157616805	3800230629869	3800230629890



18W
VT-1807 SQ

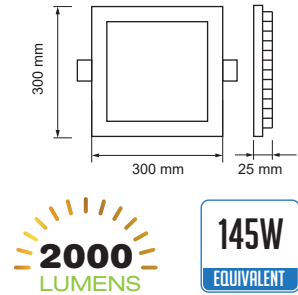
4869 / 48699 3000K Warmwhite
 4870 / 48709 4500K Daywhite
 4871 / 48719 6000K White



110W
 EQUIVALENT

24W
VT-2407 SQ

4887 / 48879 3000K Warmwhite
 4888 / 48889 4500K Daywhite
 4889 / 48899 6000K White



145W
 EQUIVALENT



Model No.	VT-1807 SQ	VT-2407 SQ
Watts	18W	24W
EQ. Watts	110W	145W
Voltage/Frequency	AC: 200-240V, 50/60Hz	AC:200-240V,50Hz
Luminous Flux	1500lm	2000lm
LED Type	SMD	SMD
CRI	>80	>80
PF	> 0.6	>0.9
Beam Angle	120°D	120°D
Body Type	Aluminum+PMMA+PS	Aluminum+PMMA+PS
Shape	Square	Square
Dimension	225 x 225 x 25mm	300 x300 x 25mm
Cutting Size	205mm x205mm	285mm x285mm
EAN Code 3000K	3800230629906	3800157602198
EAN Code 4500K	3800230629913	3800157602204
EAN Code 6000K	3800230629920	3800157602211

Dimmable Drivers for **PREMIUM PANELS**



SKU Code 8073
Watts 6W
Description LED DRIVER DIMMABLE
EAN Code 3800157605823

Compatible with

48549 / 48559 / 48569 / 48639 / 48649 / 48659



SKU Code 8074
Watts 12W
Description LED DRIVER DIMMABLE
EAN Code 3800157605830

Compatible with

48579 / 48589 / 48599 / 48669 / 48679 / 48689



SKU Code 8075
Watts 18W
Description LED DRIVER DIMMABLE
EAN Code 3800157605847

Compatible with

48609 / 48619 / 48629 / 48699 / 48709 / 48719



SKU Code 8076
Watts 24W
Description LED DRIVER DIMMABLE
EAN Code 3800157605946

Compatible with

48729 / 48739 / 48749 / 48879 / 48889 / 48899



SKU Code 8070
Watts 18w +24W
Description LED DRIVER DIMMABLE
EAN Code 3800157605946

Compatible with

4860 / 4861 / 4862 / 4872 / 4873 / 4874
4869 / 4870 / 4871 / 4887 / 4888 / 4889



8W
VT-800 RD

4823 3000K Warmwhite
4822 4500K Daywhite
4821 6000K White

24W
EQUIVALENT

800
LUMENS

V-TAC[®]
GENERATION

100 LM/W **HIGH LUMENS**

HIGH EFFICIENCY

8W
VT-800 SQ

4820 3000K Warmwhite
4819 4500K Daywhite
4818 6000K White

24W
EQUIVALENT

800
LUMENS

15W
VT-1500 RD

4829 3000K Warmwhite
4828 4500K Daywhite
4827 6000K White

45W
EQUIVALENT

1500
LUMENS

15W
VT-1500 SQ

4826 3000K Warmwhite
4825 4500K Daywhite
4824 6000K White

45W
EQUIVALENT

1500
LUMENS

DRIVERS FOR PANELS (EMC APPROVED)

SKU	8036	8037	8058	8059
TYPE	Non-dimmable	Non-dimmable	Dimmable	Dimmable
POWER	8W	15W	8W	15W
EAN CODE	38002306255195	3800230625526	3800230625540	3800230625557

Model No.	VT-800 RD	VT-800 SQ	VT-1500 RD	VT-1500 SQ
Watts	8W	8W	15W	15W
EQ. Watts	24W	24W	45W	45W
Voltage/Frequency	AC:110-265V, 50/60Hz	AC:110-265V, 50/60Hz	AC:110-265V, 50/60Hz	AC:110-265V, 50/60Hz
Luminous Flux	800lm	800lm	1500lm	1500lm
LED Type	SMD	SMD	SMD	SMD
CRI	>80	>80	>80	>80
PF	>0.9	>0.9	>0.9	>0.9
Beam Angle	120°D	120°D	120°D	120°D
Body Type	Aluminum(PKW)	Aluminum(PKW)	Aluminum(PKW)	Aluminum(PKW)
Shape	Round	Square	Round	Square
Dimension	Ø145mm x 20mm	120 x 120 x 20mm	Ø180mm x 20mm	160 x 160 x 20mm
Cutting Size	D=Ø125mm	105 x 105mm	D=Ø160mm	140 x 140mm
EAN Code 3000K	3800230622594	3800230622570	3800230622631	3800230622617
EAN Code 4500K	3800230624963	3800230624970	3800230624987	3800230624994
EAN Code 6000K	3800230622587	3800230622563	3800230622624	3800230622600



22W

VT-2200 RD

4835 3000K Warmwhite
4834 4500K Daywhite
4833 6000K White

70W
EQUIVALENT

2200
LUMENS



22W

VT-2200 SQ

4832 3000K Warmwhite
4831 4500K Daywhite
4830 6000K White

70W
EQUIVALENT

2200
LUMENS



28W

VT-2800 RD

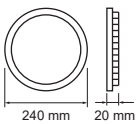
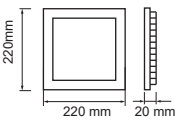
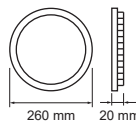
4848 3000K Warmwhite
4849 4500K Daywhite
4850 6000K White

84W
EQUIVALENT

2800
LUMENS

DRIVERS FOR PANELS (EMC APPROVED)

SKU TYPE POWER EAN CODE	8038 NON-DIMMABLE 22W 3800230625533	8060 DIMMABLE DRIVER 22W 3800230625564	8065 NON-DIMMABLE 28W 3800230627742
-------------------------	-------------------------------------	--	-------------------------------------

Model No.	VT-2200 RD	VT-2200 SQ	VT-2800 RD
Watts	22W	22W	28W
EQ. Watts	70W	70W	84W
Voltage/Frequency	AC: 110-265V, 50/60Hz	AC: 110-265V, 50/60Hz	AC: 170-240V, 50Hz
Luminous Flux	2200lm	2200lm	2800lm
LED Type	SMD	SMD	SMD
CRI	> 80	>80	>80
PF	> 0.9	> 0.9	> 0.8
Beam Angle	120'D	120'D	120'D
Body Type	Aluminum (PKW)	Aluminum(PKW)	Aluminum(PKW)
Shape	Round	Square	Round
Dimension	Ø240mm x 20mm	220 x 220 x 20mm	Ø260mm x 20mm
Cutting Size	D=Ø220mm 	195 x 195mm 	D=Ø220mm 
EAN Code 3000K	3800230622679	3800230622655	3800230627711
EAN Code 4500K	3800230625007	3800230625014	3800230627728
EAN Code 6000K	3800230622662	3800230622648	3800230627735

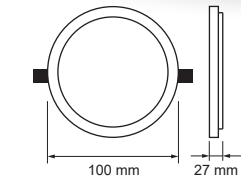


TRIMLESS 6.5MM

8W

VT-888 RD

4931 3000K WarmWhite
4932 4500K DayWhite
4933 6000K White



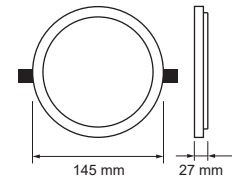
560
LUMENS

40W
EQUIVALENT

15W

VT-1515 RD

4934 3000K WarmWhite
4935 4500K DayWhite
4936 6000K White



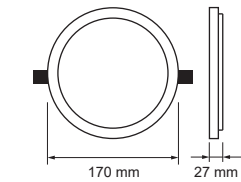
1500
LUMENS

100W
EQUIVALENT

22W

VT-2222 RD

4937 3000K WarmWhite
4938 4500K DayWhite
4939 6000K White



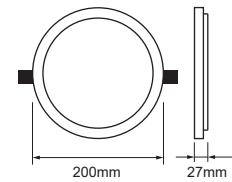
2200
LUMENS

120W
EQUIVALENT

29W

VT-2929 RD

4940 3000K WarmWhite
4941 4500K DayWhite
4942 6000K White



2800
LUMENS

200W
EQUIVALENT


Model No.	VT-888 RD	VT-1515 RD	VT-2222 RD	VT-2929 RD
Watts	8W	15W	22W	29W
EQ. Watts	40W	100W	120W	200W
Voltage/Frequency	AC:220-240V,50/60Hz	AC:220-240V,50/60Hz	AC:220-240V,50/60Hz	AC:220-240V,50/60Hz
Luminous Flux	560lm	1500lm	2200lm	2800lm
LED Type	SMD	SMD	SMD	SMD
CRI	>80	>80	>80	>80
PF	>0.9	>0.9	>0.9	>0.9
Beam Angle	110°D	110°D	110°D	110°D
Body Type	Die Cast Aluminum	Die Cast Aluminum	Die Cast Aluminum	Die Cast Aluminum
Shape	Round	Round	Round	Round
Dimension	Ø100mm x 27mm	Ø145mm x 27mm	Ø170mm x 27mm	Ø200mm x 27mm
Cutting Size	D=Ø90mm	D=Ø135mm	D=Ø160mm	D=Ø185mm
EAN Code 3000K	3800157606479	3800157606509	3800157606530	3800157606561
EAN Code 4500K	3800157606486	3800157606516	3800157606547	3800157606578
EAN Code 6000K	3800157606493	3800157606523	3800157606554	3800157606585

LED PANELS TRIMLESS SERIES

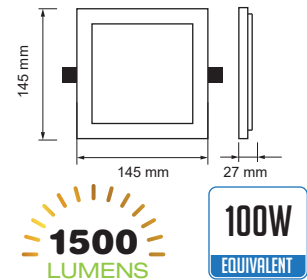


TRIMLESS 6.5MM

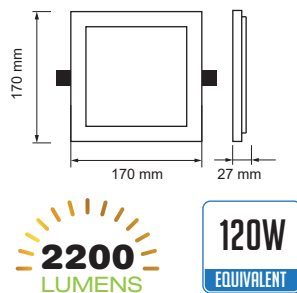
8W
VT-888 SQ
4943 3000K WarmWhite
4944 4500K DayWhite
4945 6000K White



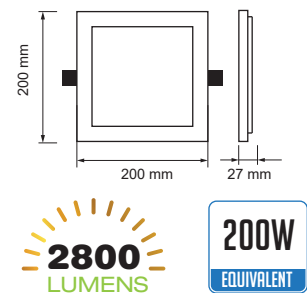
15W
VT-1515 SQ
4946 3000K WarmWhite
4947 4500K DayWhite
4948 6000K White



22W
VT-2222 SQ
4949 3000K WarmWhite
4797 4500K DayWhite
4798 6000K White



29W
VT-2929 SQ
4952 3000K WarmWhite
4953 4500K DayWhite
4954 6000K White



Model No.	VT-888 SQ	VT-1515 SQ	VT-2222 SQ	VT-2929 SQ
Watts	8W	15W	22W	29W
EQ. Watts	40W	100W	120W	200W
Voltage/Frequency	AC:220-240V,50/60Hz	AC:220-240V,50/60Hz	AC:220-240V,50/60Hz	AC:220-240V,50/60Hz
Luminous Flux	560lm	1500lm	2200lm	2800lm
LED Type	SMD	SMD	SMD	SMD
CRI	>80	>80	>80	>80
PF	>0.9	>0.9	>0.9	>0.9
Beam Angle	110°D	110°D	110°D	110°D
Body Type	Die Cast Aluminum	Die Cast Aluminum	Die Cast Aluminum	Die Cast Aluminum
Shape	Square	Square	Square	Square
Dimension	95 x 95 x 27mm	145 x 145 x 27mm	170 x 170 x 27mm	200 x 200 x 27mm
Cutting Size	85mm x 85mm	135mm x 135mm	160mm x 160mm	185mm x 185mm
EAN Code 3000K	3800157606592	3800157606622	3800157606653	3800157606684
EAN Code 4500K	3800157606608	3800157606639	3800157606660	3800157606691
EAN Code 6000K	3800157606615	3800157606646	3800157606677	3800157606707

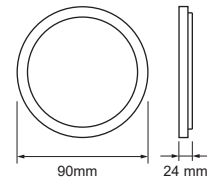


6W
VT-605 RD

4904 3000K WarmWhite
4905 4500K DayWhite
4906 6000K White

420
LUMENS

35W
EQUIVALENT

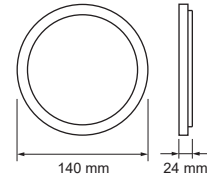


12W
VT-1205 RD

4910 3000K WarmWhite
4911 4500K DayWhite
4912 6000K White

1000
LUMENS

60W
EQUIVALENT

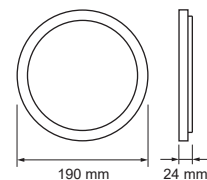


18W
VT-1805 RD

4916 3000K WarmWhite
4917 4500K DayWhite
4918 6000K White

1500
LUMENS

75W
EQUIVALENT



Model No.	VT-605 RD	VT-1205 RD	VT-1805 RD
Watts	6W	12W	18W
EQ. Watts	35W	60W	75W
Voltage/Frequency	AC:85-265V,50/60Hz	AC:85-265V,50/60Hz	AC:85-265V,50/60Hz
Luminous Flux	420lm	1000lm	1500lm
LED Type	SMD	SMD	SMD
CRI	>80	>80	>80
PF	>0.5	>0.6	>0.6
Beam Angle	120'D	120'D	120'D
Body Type	Aluminum	Aluminum	Aluminum
Shape	Round	Round	Round
Dimension	Ø90mm x 24mm	Ø140mm x 24mm	Ø190mm x 24mm



EAN Code 3000K
EAN Code 4500K
EAN Code 6000K

3800157605380
3800157605397
3800157605403

3800157605441
3800157605458
3800157605465

3800157605502
3800157605519
3800157605526

LED PANELS

SLIM SURFACE SERIES

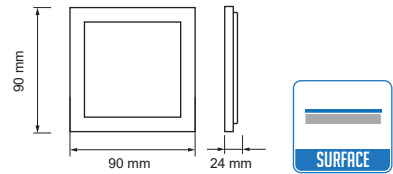


6W
VT-605 SQ

4907 3000K WarmWhite
4908 4500K DayWhite
4909 6000K White

420
LUMENS

35W
EQUIVALENT

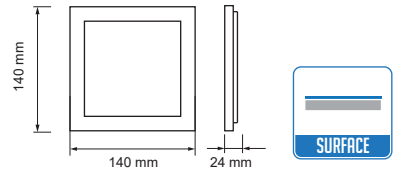


12W
VT-1205 SQ

4913 3000K WarmWhite
4914 4500K DayWhite
4915 6000K White

1000
LUMENS

60W
EQUIVALENT

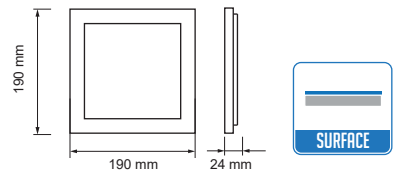


18W
VT-1805 SQ

4919 3000K WarmWhite
4920 4500K DayWhite
4921 6000K White

1500
LUMENS

75W
EQUIVALENT



Model No.	VT-605 SQ	VT-1205 SQ	VT-1805 SQ
Watts	6W	12W	18W
EQ. Watts	35W	60W	75W
Voltage/Frequency	AC:85-265V,50/60Hz	AC:85-265V,50/60Hz	AC:85-265V,50/60Hz
Luminous Flux	420lm	1000lm	1500lm
LED Type	SMD	SMD	SMD
CRI	>80	>80	>80
PF	>0.5	>0.6	>0.6
Beam Angle	120°D	120°D	120°D
Body Type	Aluminum	Aluminum	Aluminum
Shape	Square	Square	Square
Dimension	90 x 90 x 24mm	140 x 140 x 24mm	190 x 190 x 24mm



EAN Code 3000K
EAN Code 4500K
EAN Code 6000K

3800157605410
3800157605427
3800157605434

3800157605472
3800157605489
3800157605496

3800157605533
3800157605540
3800157605557

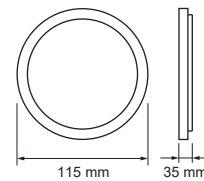


8W
VT-1408 RD

4805 3000K Warmwhite
4804 4500K Daywhite
4803 6000K White

480
LUMENS

24W
EQUIVALENT

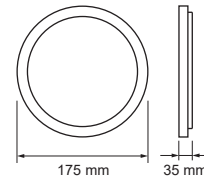


15W
VT-1415 RD

4811 3000K Warmwhite
4810 4500K Daywhite
4809 6000K White

1350
LUMENS

45W
EQUIVALENT

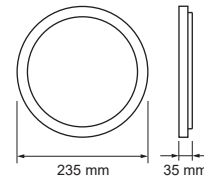





22W
VT-1422 RD

4817 3000K Warmwhite
4816 4500K Daywhite
4815 6000K White

1700
LUMENS

66W
EQUIVALENT



Model No.	VT-1408 RD	VT-1415 RD	VT-1422 RD
Watts	8W	15W	22W
EQ. Watts	24W	45W	66W
Voltage/Frequency	AC: 110-265V, 50/60Hz	AC: 110-265V, 50/60Hz	AC: 110-265V, 50/60Hz
Luminous Flux	480lm	1350lm	1700lm
LED Type	SMD	SMD	SMD 5630
CRI	>80	>80	> 80
PF	> 0.9	> 0.9	> 0.9
Beam Angle	120°D	120°D	120°D
Body Type	Aluminum(PKW)	Aluminum(PKW)	Aluminum (PKW)
Shape	Round	Round	Round
Dimension	Ø115mm x 35mm	Ø175mm x 35mm	Ø235mm x 35mm
Cutting Size	D=Ø 70mm 	D=Ø 130mm 	D=Ø 190mm 
EAN Code 3000K	3800230622730	3800230622792	3800230622853
EAN Code 4500K	3800230622723	3800230622785	3800230622846
EAN Code 6000K	3800230622716	3800230622778	3800230622839

V-TAC[®]
GENERATION

100 LM/W **HIGH LUMENS**

HIGH EFFICIENCY

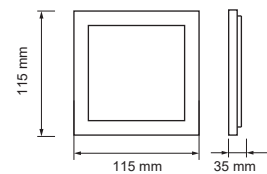


8W
VT-1408 SQ

4802 3000K Warmwhite
4801 4500K Daywhite
4800 6000K White

800
LUMENS

24W
EQUIVALENT

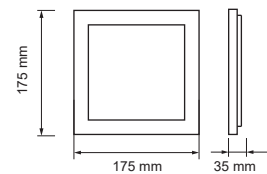


15W
VT-1415 SQ

4808 3000K Warmwhite
4807 4500K Daywhite
4806 6000K White

1500
LUMENS

45W
EQUIVALENT

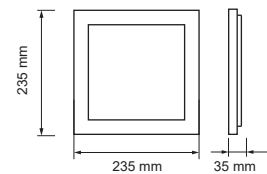


22W
VT-1422 SQ

4814 3000K Warmwhite
4813 4500K Daywhite
4812 6000K White

2200
LUMENS

66W
EQUIVALENT



Model No.	VT-1408 SQ	VT-1415 SQ	VT-1422 SQ
Watts	8W	15W	22W
EQ. Watts	24W	45W	66W
Voltage/Frequency	AC: 110-265V, 50/60Hz	AC: 110-265V, 50/60Hz	AC: 110-265V, 50/60Hz
Luminous Flux	800lm	1500lm	2200lm
LED Type	SMD 5630	SMD 5630	SMD 5630
CRI	>80	>80	> 80
PF	> 0.9	> 0.9	> 0.9
Beam Angle	120°D	120°D	120°D
Body Type	Aluminum(PKW)	Aluminum(PKW)	Aluminum (PKW)
Shape	Square	Square	Square
Dimension	115 x 115 x 35mm	175 x 175 x 35mm	235mm x 235mm x 35mm
Cutting Size			



EAN Code 3000K
EAN Code 4500K
EAN Code 6000K

3800230622709
3800230622693
3800230622686

3800230622761
3800230622754
3800230622747

3800230622822
3800230622815
3800230622808



TWINLED
SERIES

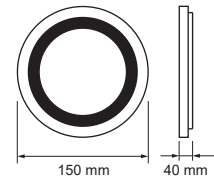
SURFACE
MOUNTED

8W
VT-809

4890 3000K Warmwhite
4891 4500K Daywhite
4892 6000K White

560
LUMENS

24W
EQUIVALENT

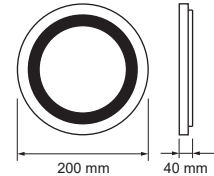


15W
VT-1509

4893 3000K Warmwhite
4894 4500K Daywhite
4895 6000K White

1200
LUMENS

45W
EQUIVALENT

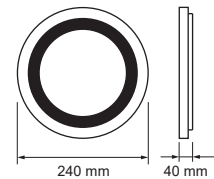


22W
VT-2209

4896 3000K Warmwhite
4897 4500K Daywhite
4898 6000K White

1800
LUMENS

66W
EQUIVALENT



Model No.	VT-809	VT-1509	VT-2209
Watts	8W	15W	22W
EQ. Watts	24W	45W	66W
Voltage/Frequency	AC:100-240V,50/60Hz	AC:100-240V,50/60Hz	AC:100-240V,50/60Hz
Luminous Flux	560lm	1200lm	1800lm
LED Type	SMD	SMD	SMD
CRI	>80	>80	>80
PF	>0.9	>0.9	>0.9
Beam Angle	120°D	120°D	120°D
Body Type	PKW	PKW	PKW
Shape	Round	Round	Round
Dimension	Ø150mm x 40mm	Ø200mm x 40mm	Ø240mm x 40mm




EAN Code 3000K
EAN Code 4500K
EAN Code 6000K

3800157602594
3800157602600
3800157602617

3800157602624
3800157602631
3800157602648

3800157602655
3800157602662
3800157602679



TWINLED
SERIES

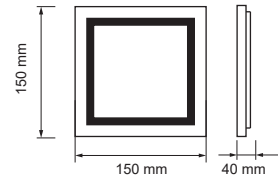
SURFACE
MOUNTED

8W
VT-809 SQ

4922 3000K WarmWhite
4923 4500K DayWhite
4924 6000K White

560
LUMENS

24W
EQUIVALENT

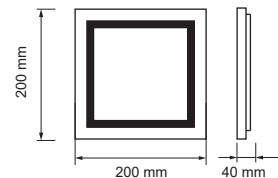


15W
VT-1509 SQ

4925 3000K WarmWhite
4926 4500K DayWhite
4927 6000K White

1200
LUMENS

45W
EQUIVALENT

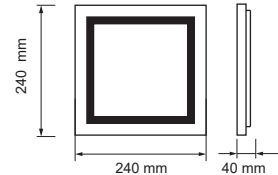


22W
VT-2209 SQ

4928 3000K WarmWhite
4929 4500K DayWhite
4930 6000K White

1800
LUMENS

66W
EQUIVALENT



Model No.	VT-809 SQ	VT-1509 SQ	VT-2209 SQ
Watts	8W	15W	22W
EQ. Watts	24W	45W	66W
Voltage/Frequency	AC:100-240V,50/60Hz	AC:100-240V,50/60Hz	AC:100-240V,50/60Hz
Luminous Flux	560lm	1200lm	1800lm
LED Type	SMD	SMD	SMD
CRI	>80	>80	>80
PF	>0.9	>0.9	>0.9
Beam Angle	120°D	120°D	120°D
Body Type	PKW	PKW	PKW
Shape	Square	Square	Square
Dimension	150 x 150 x 40mm	200 x 200 x 40mm	240 x 240 x 40mm



EAN Code 3000K
EAN Code 4500K
EAN Code 6000K

3800157605564
3800157605571
3800157605588

3800157605595
3800157605601
3800157605618

3800157605625
3800157605632
3800157605649

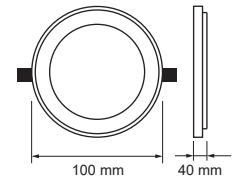


6W
VT-602G RD

4740 3000K Warmwhite
6277 4500K Daywhite
4739 6000K White

420
LUMENS

45W
EQUIVALENT

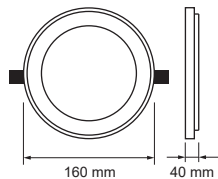


12W
VT-1202G RD

4744 3000K Warmwhite
6279 4500K Daywhite
4743 6000K White

840
LUMENS

75W
EQUIVALENT

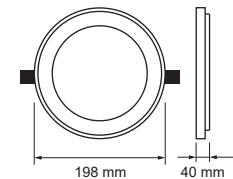


18W
VT-1881G RD

4760 3000K Warmwhite
6281 4500K Daywhite
4759 6000K White

1260
LUMENS

95W
EQUIVALENT



Model No.	VT-602G RD	VT-1202G RD	VT-1881G RD
Watts	6W	12W	18W
EQ. Watts	45W	75W	95W
Voltage/Frequency	AC: 100-240V, 50/60Hz	AC: 100-240V, 50/60Hz	AC: 100-240V, 50/60Hz
Luminous Flux	420lm	840lm	1260lm
LED Type	SMD	SMD	SMD
CRI	>80	>80	>80
PF	>0.5	> 0.5	> 0.5
Beam Angle	120°D	120°D	120°D
Body Type	Glass+Aluminum	Glass+Aluminum	Glass+Aluminum
Shape	Round	Round	Round
Dimension	Ø100mm x40mm	Ø160mm x40mm	Ø198mm x40mm
Cutting Size	D=Ø75mm	D=Ø120mm	D=Ø145mm
EAN Code 3000K	3800230622891	3800230622938	3800230622976
EAN Code 4500K	N/A	N/A	N/A
EAN Code 6000K	3800230622884	3800230622921	3800230622969

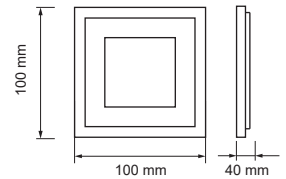
LED PANELS GLASS SERIES



6W
VT-602G SQ 4738 3000K Warmwhite
6276 4500K Daywhite
4737 6000K White

420
LUMENS

45W
EQUIVALENT

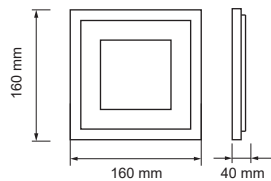


12W
VT-1202G SQ

4742 3000K Warmwhite
6278 4500K Daywhite
4741 6000K White

840
LUMENS

75W
EQUIVALENT

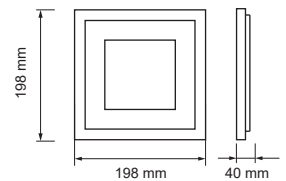


18W
VT-1881G SQ

4746 3000K Warmwhite
6280 4500K Daywhite
4745 6000K White

1260
LUMENS

95W
EQUIVALENT



Model No.	VT-602G SQ	VT-1202G SQ	VT-1881G SQ
Watts	6W	12W	18W
EQ. Watts	45W	75W	95W
Voltage/Frequency	AC: 100-240V, 50/60Hz	AC: 100-240V, 50/60Hz	AC: 100-240V, 50/60Hz
Luminous Flux	420lm	840lm	1260lm
LED Type	SMD	SMD	SMD
CRI	>80	>80	>80
PF	>0.5	> 0.5	> 0.5
Beam Angle	120'D	120'D	120'D
Body Type	Glass+Aluminum	Glass+Aluminum	Glass+Aluminum
Shape	Round	Round	Round
Dimension	100 x 100 x 40mm	160 x 160 x 40mm	198x 198 x 40mm
Cutting Size	75mm x 75mm	120mm x 120mm	145mm x 145mm
			
EAN Code 3000K	3800230622877	3800230622914	3800230622952
EAN Code 4500K	N/A	N/A	N/A
EAN Code 6000K	3800230622860	3800230622907	3800230622945



LED FLOOD LIGHTS

V-TAC's LED Floodlights are ideal for lighting Driveways, Gardens and Buildings. These energy efficient lights emit Bright, Vibrant Light and are an eco friendly replacement for traditional Halogen Floodlights and Metal Halide fixtures

PRODUCT FEATURES

- Available in White , Warm White and RGB Light output option
- Available from 10W up to 600W
- Premium Quality Aluminium Alloy body
- Corrosion Resistant
- Fascia glass sealed with SILICONE RUBBER ensuring superior waterproof / airtight performance
- High Power LED chip
- Built in constant current driver
- Better Power Savings
- Built in Power supply, No external ballast required

APPLICATIONS

- Widely used for Lighting Driveways, Gardens & Buildings, Commercial Bill Boards & Hoardings, Plazas, Sports Grounds & Parking Lots





10W
VT-4714

5655 3000K Warmwhite
5656 4500K Daywhite
5657 6000K White

18W
EQUIVALENT

ITALIAN
DESIGN

IP65
TESTED & APPROVED



20W
VT-4724

5658 3000K Warmwhite
5659 4500K Daywhite
5660 6000K White

36W
EQUIVALENT



30W
VT-4734

5661 3000K Warmwhite
5662 4500K Daywhite
5663 6000K White

54W
EQUIVALENT



50W
VT-4754

5664 3000K Warmwhite
5665 4500K Daywhite
5666 6000K White

90W
EQUIVALENT

Model No	VT-4714	VT-4724	VT-4734	VT-4754
Watts	10W	20W	30W	50W
EQ. Watts	18W	36W	54W	90W
Voltage/Frequency	AC: 200-240V, 50Hz	AC: 200-240V, 50Hz	AC: 200-240V, 50Hz	AC: 200-240V, 50Hz
Luminous Flux	800lm	1600lm	2400lm	4000lm
CRI	>70	>70	>70	>70
PF	>0.9	>0.9	>0.9	>0.9
Beam Angle	85'D	90'D	90'D	100'D
Color of Fixture	Grey	Grey	Grey	Grey
Body Type	Die cast Aluminum	Die cast Aluminum	Die cast Aluminum	Die cast Aluminum
IP Rating	IP65	IP65	IP65	IP65
Dimension	137 x 87 x 60mm	218 x 142 x 60mm	274 x 188 x 73mm	335 x 239 x 120mm



EAN Code 3000K
EAN Code 4500K
EAN Code 6000K

3800157603027
3800157603034
3800157603041

3800157603058
3800157603065
3800157603072

3800157603089
3800157603096
3800157603102

3800157603119
3800157603126
3800157603133



100W VT-47104

5667 3000K Warmwhite
5668 4500K Daywhite
5669 6000K White

8000
LUMENS

180W
EQUIVALENT

150W VT-47154

5670 3000K Warmwhite
5671 4500K Daywhite
5672 6000K White

12000
LUMENS

270W
EQUIVALENT

200W VT-47204

5673 3000K Warmwhite
5674 4500K Daywhite
5675 6000K White

16000
LUMENS

360W
EQUIVALENT

Model No	VT-47104	VT-47154	VT-47204
Watts	100W	150W	200W
EQ. Watts	180W	270W	360W
Voltage/Frequency	AC: 200-240V, 50Hz	AC: 200-240V, 50Hz	AC: 200-240V, 50Hz
Luminous Flux	8000lm	12000lm	16000lm
CRI	>70	>70	>70
PF	>0.9	>0.9	>0.9
Beam Angle	100'D	100'D	110'D
Color of Fixture	Grey	Grey	Grey
Body Type	Die cast Aluminum	Die cast Aluminum	Die cast Aluminum
IP Rating	IP65	IP65	IP65
Dimension	405 x 288 x 130mm	480 x 330 x 160mm	535 x 355 x 170mm



EAN Code 3000K
EAN Code 4500K
EAN Code 6000K

3800157603140
3800157603157
3800157603164



3800157603171
3800157603188
3800157603195



3800157603201
3800157603218
3800157603225

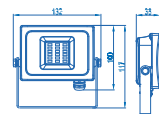
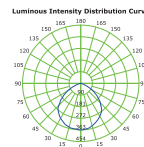



10W
VT-4810

N/A 5769 3000K Warmwhite
5770 / 5733 4500K Daywhite
5867 / 5734 6000K White



Model No	VT-4810
Watts	10W
EQ. Watts	50W
Voltage/Frequency	AC:100-240V,50/60Hz
Luminous Flux	800lm
CRI	>70
PF	>0.95
Beam Angle	100'D
Color of Fixture	White
Body Type	Die cast Aluminum
IP Rating	IP65
Dimension	132 x 117 x 36mm



EAN Code 3000K N/A
EAN Code 4500K 3800157606905
EAN Code 6000K 3800157606912



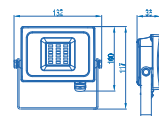
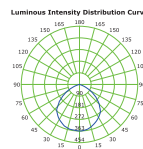
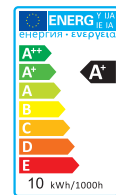

10W
VT-4810

5720 3000K Warmwhite
5721 4500K Daywhite
5722 6000K White

**SUPER
SLIM**

**HIGH POWER
SMD**

Model No	VT-4810
Watts	10W
EQ. Watts	50W
Voltage/Frequency	AC:100-240V,50/60Hz
Luminous Flux	800lm
CRI	>70
PF	>0.95
Beam Angle	100°D
Color of Fixture	Grey & Black
Body Type	Die cast Aluminum
IP Rating	IP65
Dimension	132 x 117 x 36mm



EAN Code 3000K
EAN Code 4500K
EAN Code 6000K

3800157605120
3800157605137
3800157605144

SLIM LED FLOODLIGHT

like never seen before!



20W VT-4820-1

5676 3000K Warmwhite
5677 4500K Daywhite
5678 6000K White

30W VT-4830-1

5679 3000K Warmwhite
5680 4500K Daywhite
5681 6000K White

50W VT-4850-1

5682 3000K Warmwhite
5683 4500K Daywhite
5684 6000K White

100W VT-48100-1

5685 3000K Warmwhite
5686 4500K Daywhite
5687 6000K White

Model No	VT-4820-1	VT-4830-1	VT-4850-1	VT-48100-1
Watts	20W	30W	50W	100W
EQ. Watts	100W	150W	250W	500W
Voltage/Frequency	AC:100-240V,50/60Hz	AC:100-240V,50/60Hz	AC:100-240V,50/60Hz	AC:100-240V,50/60Hz
Luminous Flux	1600lm	2400lm	4000lm	8000lm
CRI	>70	>70	>70	>70
PF	>0.95	>0.95	>0.95	>0.95
Beam Angle	100'D	100'D	100'D	100'D
Color of Fixture	White	White	White	White
Body Type	Die cast Aluminum	Die cast Aluminum	Die cast Aluminum	Die cast Aluminum
IP Rating	IP65	IP65	IP65	IP65
Dimension	182 x 142 x 36mm	233 x 188 x 36mm	296 x 225 x 40mm	353 x 268 x 46mm



EAN Code 3000K
EAN Code 4500K
EAN Code 6000K

3800157603355
3800157603362
3800157603379




3800157603386
3800157603393
3800157603409



3800157603416
3800157603423
3800157603430



3800157603447
3800157603454
3800157603461



20W VT-4820

5868 / 5703 3000K Warmwhite
5759 / 5704 4500K Daywhite
5869 / 5705 6000K White

30W VT-4830

5706 3000K Warmwhite
5707 4500K Daywhite
5708 6000K White

50W VT-4850

5762 / 5709 3000K Warmwhite
5763 / 5710 4500K Daywhite
5764 / 5711 6000K White

100W VT-48100

5765 / 5712 3000K Warmwhite
5766 / 5713 4500K Daywhite
5767 / 5714 6000K White

Model No	VT-4820	VT-4830	VT-4850	VT-48100
Watts	20W	30W	50W	100W
EQ. Watts	100W	150W	250W	500W
Voltage/Frequency	AC:100-240V,50/60Hz	AC:100-240V,50/60Hz	AC:100-240V,50/60Hz	AC:100-240V,50/60Hz
Luminous Flux	1600lm	2400lm	4000lm	8000lm
CRI	>70	>70	>70	>70
PF	>0.95	>0.95	>0.95	>0.95
Beam Angle	100°D	100°D	100°D	100°D
Color of Fixture	Grey & Black	Grey & Black	Grey & Black	Grey & Black
Body Type	Die cast Aluminum	Die cast Aluminum	Die cast Aluminum	Die cast Aluminum
IP Rating	IP65	IP65	IP65	IP65
Dimension	182 x 142 x 36mm	233 x 188 x 36mm	296 x 225 x 40mm	353 x 268 x 46mm



EAN Code 3000K
EAN Code 4500K
EAN Code 6000K

3800157604444
3800157604451
3800157604468

3800157604475
3800157604482
3800157604499

3800157604505
3800157604512
3800157604529

3800157604536
3800157604543
3800157604550



20W
VT-4820

5760 / 5718 Green




Model No	VT-4820
Watts	20W
EQ. Watts	100W
Voltage/Frequency	AC:100-240V,50/60Hz
Luminous Flux	1600lm
CRI	>70
PF	>0.95
Beam Angle	100'D
Color of Fixture	Grey & Black
Body Type	Die cast Aluminum
IP Rating	IP65
Dimension	182 x 142 x 36mm



EAN Code Green

3800157604970



20W
VT-4820

5719 Blue



Model No	VT-4820
Watts	20W
EQ. Watts	100W
Voltage/Frequency	AC:100-240V,50/60Hz
Luminous Flux	1600lm
CRI	>70
PF	>0.95
Beam Angle	100'D
Color of Fixture	Grey & Black
Body Type	Die cast Aluminum
IP Rating	IP65
Dimension	182 x 142 x 36mm



EAN Code Blue

3800157604987



150W
VT-48152

N/A 3000K Warmwhite
 5739 500K Daywhite
 5740 6000K White



Model No	VT-48152
Watts	150W
EQ. Watts	750W
Voltage/Frequency	AC:100-240V,50/60Hz
Luminous Flux	12000lm
CRI	>70
PF	>0.95
Beam Angle	120°D
Color of Fixture	Grey & Black
Body Type	Die cast Aluminum
IP Rating	IP65
Dimension	423 x 352x 60mm



EAN Code 3000K
 EAN Code 4500K
 EAN Code 6000K

N/A
 3800157607711
 3800157607728



200W
VT-48202

N/A / N/A 3000K Warmwhite
5873 / 5729 4500K Daywhite
5874 / 5730 6000K White



Model No	VT-48202
Watts	200W
EQ. Watts	1000W
Voltage/Frequency	AC:100-240V,50/60Hz
Luminous Flux	16000lm
CRI	>70
PF	>0.9
Beam Angle	100°D
Color of Fixture	Grey & Black
Body Type	Die cast Aluminum
IP Rating	IP65
Dimension	423 x 352 x 60 mm



EAN Code 3000K
EAN Code 4500K
EAN Code 6000K

N/A
3800157606127
3800157606134





300W
VT-48302

N/A 3000K Warmwhite
5731 4500K Daywhite
5732 6000K White



Model No	VT-48302
Watts	300W
EQ. Watts	1500W
Voltage/Frequency	AC:100-240V,50/60Hz
Luminous Flux	24000lm
CRI	>70
PF	>0.9
Beam Angle	100'D
Color of Fixture	Grey & Black
Body Type	Die cast Aluminum
IP Rating	IP65
Dimension	532 x 443 x 70 mm



EAN Code 3000K
EAN Code 4500K
EAN Code 6000K

N/A
3800157606141
3800157606158





800 LUMENS
10W IP44
VT-4810-1 PIR
 5746 3000K Warmwhite
 5747 4500K Daywhite
 5748 6000K White

100° BEAM ANGLE
50W EQUIVALENT



1600 LUMENS
20W IP44
VT-4820-1 PIR
 5756 3000K Warmwhite
 5749 4500K Daywhite
 5750 6000K White

100° BEAM ANGLE
100W EQUIVALENT

PIR SENSOR SERIES



2400 LUMENS
30W IP44
VT-4830-1 PIR
 5757 3000K Warmwhite
 5751 4500K Daywhite
 5752 6000K White

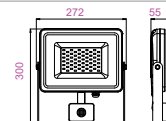
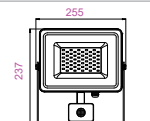
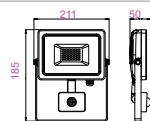
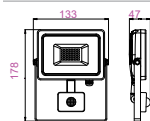
100° BEAM ANGLE
150W EQUIVALENT



4000 LUMENS
50W IP44
VT-4850-1 PIR
 5758 3000K Warmwhite
 5753 4500K Daywhite
 5754 6000K White

100° BEAM ANGLE
250W EQUIVALENT

Model No	VT-4810-1 PIR	VT-4820-1 PIR	VT-4830-1 PIR	VT-4850-1 PIR
Watts	10W	20W	30W	50W
EQ. Watts	50W	100W	150W	250W
Voltage/Frequency	AC:100-240V,50/60Hz	AC:100-240V,50/60Hz	AC:100-240V,50/60Hz	AC:100-240V,50/60Hz
Luminous Flux	800lm	1600lm	2400lm	4000lm
CRI	>70	>70	>70	>70
PF	>0.95	>0.95	>0.95	>0.95
Beam Angle	100'D	100'D	100'D	100'D
Color of Fixture	White	White	White	White
Body Type	Die cast Aluminum	Die cast Aluminum	Die cast Aluminum	Die cast Aluminum
IP Rating	IP44	IP44	IP44	IP44
Dimension	133x178x47mm	185x211x50mm	237x255x51mm	300x272x55mm



EAN Code 3000K [3800157608206](#)
 EAN Code 4500K [3800157608213](#)
 EAN Code 6000K [3800157608220](#)

[3800157611688](#)
[3800157608862](#)
[3800157608879](#)

[3800157611695](#)
[3800157608886](#)
[3800157608893](#)

[3800157611701](#)
[3800157608909](#)
[3800157608916](#)



800
LUMENS

IP44

10W
VT-4810 PIR

5723 3000K Warmwhite
5724 4500K Daywhite
5725 6000K White



1600
LUMENS

IP44

20W
VT-4820 PIR

5697 3000K Warmwhite
5698 4500K Daywhite
5715 6000K White



2400
LUMENS

IP44

30W
VT-4830 PIR

5699 3000K Warmwhite
5700 4500K Daywhite
5716 6000K White



4000
LUMENS

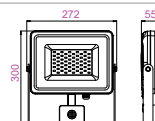
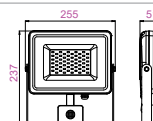
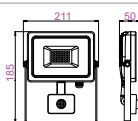
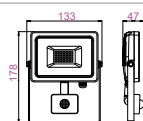
IP44

50W
VT-4850 PIR

5701 3000K Warmwhite
5702 4500K Daywhite
5717 6000K White



Model No	VT-4810 PIR	VT-4820 PIR	VT-4830 PIR	VT-4850 PIR
Watts	10W	20W	30W	50W
EQ. Watts	50W	100W	150W	250W
Voltage/Frequency	AC:100-240V,50/60Hz	AC:100-240V,50/60Hz	AC:100-240V,50/60Hz	AC:100-240V,50/60Hz
Luminous Flux	800lm	1600lm	2400lm	4000lm
CRI	>70	>70	>70	>70
PF	>0.95	>0.95	>0.95	>0.95
Beam Angle	100°D	100°D	100°D	100°D
Color of Fixture	White	White	White	White
Body Type	Die cast Aluminum	Die cast Aluminum	Die cast Aluminum	Die cast Aluminum
IP Rating	IP44	IP44	IP44	IP44
Dimension	Black	Black	Black	300x272x55mm



EAN Code 3000K
EAN Code 4500K
EAN Code 6000K

3800157608206
3800157608213
3800157608220

3800157604338
3800157604345
3800157604949

3800157604352
3800157604369
3800157604956

3800157604376
3800157604383
3800157604963



10W
VT-4710 5370



10W
VT-4710 5369



20W
VT-4822

N/A 3000K Warmwhite
5692 4500K Daywhite
5735 6000K White



Model No	VT-4710 RGB	VT-4710 RGB	VT-4822
Watts	10W	10W	20W
EQ. Watts	40W	40W	80W
Voltage/Frequency	AC: 90-240V, 50/60Hz	AC: 90-240V, 50/60Hz	AC:85-265V,50/60Hz
Luminous Flux	600lm	600lm	1600lm
CRI	> 80	> 80	/
PF	> 0.8	> 0.8	>0.95
Beam Angle	120°D	120°D	120°D
Color of Fixture	Grey	Grey	Green
Body Type	Aluminum	Aluminum	Die cast Aluminum
IP Rating	IP65	IP65	IP54
Dimension	115 x 87 x 85mm	115 x 87 x 85mm	208 x 204 x 355mm



EAN Code RGB

3800230624567

3800230624550

N/A
3800157603515
3800157606929



10W
VT-4711

5894
Radio
Remote Controller

800
LUMENS

40W
EQUIVALENT



10W
VT-4711

5895
Radio
Remote Controller

800
LUMENS

40W
EQUIVALENT



30W
VT-4732

5755



50W
VT-4752

5691



Model No	VT-4711 RGB	VT-4711 RGB	VT-4732 RGB	VT-4752 RGB
Watts	10W	10W	30W	50W
EQ. Watts	40W	40W	150W	250W
Voltage/Frequency	AC:220-240V,50/60Hz	AC:220-240V,50/60Hz	AC: 90-240V, 50/60Hz	AC:100-240V,50/60Hz
Luminous Flux	800lm	800lm	240lm	4000lm
CRI	>70	>70	>70	>70
PF	>0.95	>0.95	>0.95	>0.95
Beam Angle	100'D	100'D	120'D	120'D
Color of Fixture	White	White	Grey	Grey
Body Type	Die cast Aluminum	Die cast Aluminum	Die cast Aluminum	Die cast Aluminum
IP Rating	IP65	IP65	IP65	IP65
Dimension	115x87x85mm	115x87x85mm	227 x 130 x 205mm	227 x 130 x 205mm



EAN Code RGB

3800157617512

3800157617529

3800230624574

3800157603508



200W N/A 3000K Warmwhite
VT-47200 5644 4500K Daywhite
5385 6000K White

HIGH POWER
SMD

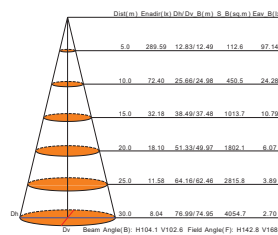
Model No	VT-47200
Watts	200W
EQ. Watts	800W
Voltage/Frequency	AC:90-240V,50/60Hz
Luminous Flux	16000lm
CRI	> 70
PF	> 0.9
Beam Angle	120'D
Color of Fixture	Grey
Body Type	Die cast Aluminum
IP Rating	IP65
Dimension	380 x 340 x 120mm



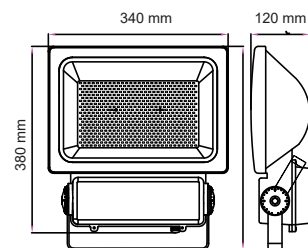
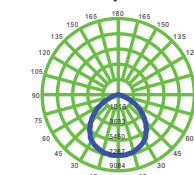
EAN Code 3000K
EAN Code 4500K
EAN Code 6000K

N/A
3800157600767
3800230627421

Illuminance at a Distance (Beam Angle)



Luminous Intensity Distribution Curve





300W
VT-47300

N/A 3000K Warmwhite
5693 4500K Daywhite
5386 6000K White

HIGH POWER
SMD

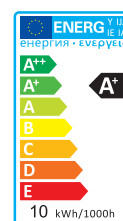

Model No	VT-47300
Watts	300W
EQ. Watts	1200W
Voltage/Frequency	AC:90-240V,50/60Hz
Luminous Flux	24000lm
CRI	> 70
PF	> 0.9
Beam Angle	120°D
Color of Fixture	Grey
Body Type	Die cast Aluminum
IP Rating	IP65
Dimension	430 x 410 x 145mm



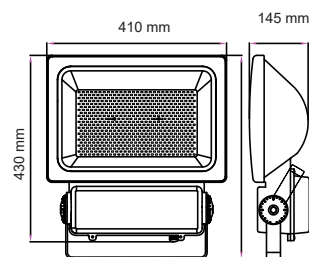
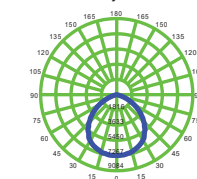
EAN Code 3000K
EAN Code 4500K
EAN Code 6000K

N/A
3800157603652
3800230627438

Illuminance at a Distance (Beam Angle)



Luminous Intensity Distribution Curve



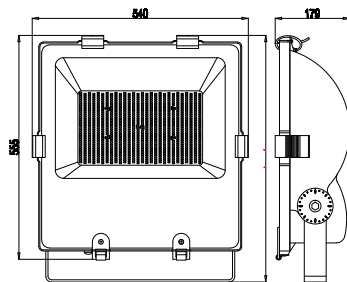


400W
VT-47400

N/A 3000K Warmwhite
5694 4500K Daywhite
5649 6000K White



HIGH POWER
SMD



500W
VT-47500

N/A 3000K Warmwhite
5695 4500K Daywhite
5696 6000K White



Model No	VT-47400	VT-47500
Watts	400W	500W
EQ. Watts	1600W	2000W
Voltage/Frequency	AC:90-240V,50/60Hz	AC:100-240V,50/60Hz
Luminous Flux	32000lm	40000lm
CRI	> 70	>70
PF	> 0.9	>0.95
Beam Angle	120'D	120'D
Color of Fixture	Black	Black
Body Type	Die cast Aluminum	Die cast Aluminum
IP Rating	IP65	IP65
Dimension	555 x 540 x 179mm	555 x 540 x 179mm



EAN Code 3000K
EAN Code 4500K
EAN Code 6000K

N/A
3800157603669
3800157601269

N/A
3800157603805
3800157603812



600W
VT-47600

N/A 3000K Warmwhite
5726 4500K Daywhite
N/A 6000K White



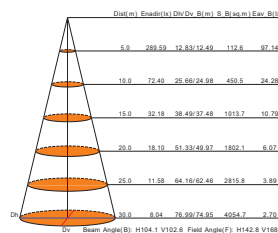
Model No	VT-47600
Watts	600W
EQ. Watts	3000W
Voltage/Frequency	AC:100-240V,50/60Hz
Luminous Flux	48000lm
CRI	>80
PF	>0.9
Beam Angle	120'D
Color of Fixture	Black
Body Type	Die cast Aluminum
IP Rating	IP65
Dimension	540x555x625mm



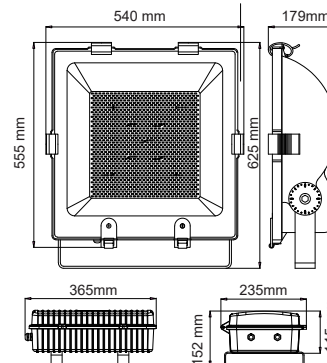
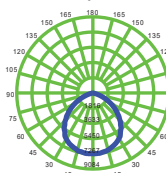
EAN Code 3000K
EAN Code 4500K
EAN Code 6000K

N/A
3800157605854
N/A

Illuminance at a Distance (Beam Angle)



Luminous Intensity Distribution Curve





18W

VT-4818

N/A 3000K Warmwhite
N/A 4500K Daywhite
5745 6000K White



Model No	VT-4818
Power	AC100-240V
Output	18W
Detection Range	0-12M
Detect Angle	180°
Delay Time	0-30S
LED	42PCS 0.2W
Lumen	600LM
Material	ABS +Aluminum
Image sensor	1/4 " 1Megapixel CMOS
Video Compression	H.264 /MJPEG dual video stream
Max Image Resolution	1280*720
Pixcel	1 million pixels
Size	270x 170 x 170mm




EAN Code 3000K N/A
EAN Code 4500K N/A
EAN Code 6000K 3800157608268

Accessories LED Floodlights


TRIPOD STAND FOR FLOOD LIGHTS (YELLOW)



Model No	VT-778
SKU Code	9104
EAN Code	3800230626202



TRIPOD STAND FOR FLOOD LIGHTS (BLACK)



Model No	VT-778
SKU Code	9546
EAN Code	3800157604925



Accessories LED Floodlights

WATERPROOF BOX TERMINAL BLOCK

Model No VT-729
SKU Code 3621
EAN Code 3800157607735

Can work for
wire 3x0.75mm².
wire 3x1 .0rnm²
Inside Terminal block

**ALSO AVAILABLE
IN WHITE BODY**

SKU Code 5896
EAN Code 3800157619196



Model No VT-7224
SKU Code 3578
EAN Code 3800157605335

Can work for
wire 3x0.75mm².
wire 3x1 .0rnm²
wire 3x1 .5mm²

**ALSO AVAILABLE
IN WHITE BODY**

SKU Code 5897
EAN Code 3800157619202



**BILLBOARD STAND
FOR FLOOD LIGHTS**

Model No VT-794
SKU Code 3623
EAN Code 3800157607810

85CM

SUITABLE FOR:
10W - 20W - 30W - 50W



Model No VT-793
SKU Code 3622
EAN Code 3800157607803

87CM

SUITABLE FOR:
70W - 100W - 120W - 150W - 200W





LED HIGHBAYS

Designed to provide drastic reductions in both energy consumption and maintenance requirements, V-TAC's LED High Bay Series provide uniform light with no dark patches and good colour rendering. Available models 50W - 200W

PRODUCT FEATURES

- Powerful LED light source with a unique design
- Extensive Options can replace all types of Standard MH High bays
- Aluminium Diffuser with multiple Beam Angle's to choose from 45'D / 90'D / 120'D
- Shatter Proof Perspex Lens
- High Thermal Conductivity, Low Luminous Decay, Pure Colours & No Heavy Shade
- The unique design of Radiator fuses with the Lamp Box perfectly hence diffuses the heat conduction efficiently which reduces the temperature of inside lamp & ensures the LED long life span
- Non - Flickering
- No UV Radiation

APPLICATIONS

- Perfect fit for Industrial Usage, Warehouse & Super Markets, Workshop's, Factories, Warehouse's, Highway, toll Stations, Gas Stations, Malls, Exhibition Halls, Stadium's & other vast areas





4000
LUMENS
50W
VT-9051

N/A 3000K Warmwhite
5516 4500K Daywhite
5517 6000K White

HIGH POWER
SMD

200W
EQUIVALENT



8000
LUMENS
100W
VT-9101

N/A 3000K Warmwhite
5519 4500K Daywhite
5518 6000K White

HIGH POWER
SMD

400W
EQUIVALENT



12000
LUMENS
150W
VT-9152

N/A 3000K Warmwhite
N/A 4500K Daywhite
5520 6000K White

HIGH POWER
SMD

600W
EQUIVALENT



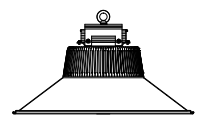
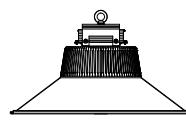
16000
LUMENS
200W
VT-9202

N/A 3000K Warmwhite
5526 4500K Daywhite
5525 6000K White

HIGH POWER
SMD

1000W
EQUIVALENT

Model No.	VT-9051	VT-9101	VT-9152	VT-9202
Watts	50W	100W	150W	200W
EQ. Watts	200W	400W	600W	1000W
Voltage/Frequency	AC: 100-265V, 50/60Hz	AC: 100-265V, 50/60Hz	AC: 100-265V, 50/60Hz	AC:100-265V, 50/60Hz
Luminous Flux	4000lm	8000lm	12000lm	16000lm
LED Type	SMD	SMD	SMD	SMD
CRI	> 70	> 70	> 70	>70
PF	> 0.9	> 0.9	> 0.9	>0.95
Beam Angle	45'D/120'D	90'D/120'D	90'D/120'D	90/120'D
Body Type	Aluminum	Aluminum	Aluminum	Aluminum
IP Rating	IP44	IP44	IP44	IP44
Dimension	Φ348 x 145 x 346mm	Φ535 x 107 x 306mm	Φ535 x 107 x 306mm	Φ428 x 145mm



EAN Code 3000K
EAN Code 4500K
EAN Code 6000K

N/A
3800230629425
3800230629432

N/A
3800157600927
3800157600910

N/A
N/A
3800157600989

N/A
3800157601931
3800157601924



6200
LUMENS

50W
VT-9052

NA 3000K Warmwhite
5540 4500K Daywhite
5539 6000K White

HIGH POWER
SMD

300W
EQUIVALENT



8680
LUMENS

70W
VT-9073

NA 3000K Warmwhite
5535 4500K Daywhite
5536 3000K Warmwhite

HIGH POWER
SMD

630W
EQUIVALENT

120⁺⁺
LM/W
HIGH
LUMENS

120⁺⁺
LM/W
HIGH
LUMENS

12000
LUMENS

100W
VT-9104

N/A 3000K Warmwhite
N/A 4500K Daywhite
5532 6000K White

HIGH POWER
SMD

900W
EQUIVALENT

120⁺⁺
LM/W
HIGH
LUMENS

18600
LUMENS

150W
VT-9155


NA 3000K Warmwhite
5537 4500K Daywhite
5538 6000K White

HIGH POWER
SMD

1350W
EQUIVALENT

Model No.	VT-9052	VT-9073	VT-9104	VT-9155
Watts	50W	70W	100W	150W
EQ. Watts	300W	630W	900W	1350W
Voltage/Frequency	AC: 100-240V, 50/60Hz	AC: 100-240V, 50/60Hz	AC: 100-265V, 50/60Hz	AC: 100-240V, 50/60Hz
Luminous Flux	6200lm	8680lm	12000lm	18600lm
LED Type	SMD	SMD	SMD	SMD
CRI	>70	>70	> 70	>70
PF	> 0.9	> 0.9	> 0.9	>0.9
Beam Angle	60/120'D	60/120'D	90/120'D	90/120'D
Body Type	Aluminum Diecasting	Aluminum Diecasting	Aluminum	Aluminum Diecasting
IP Rating	IP44	IP44	IP44	IP44
Dimension	60°:348x 145x 346mm 120°:445x 107x 308mm	60°:348x 145x 346mm 120°:445x 107x 308mm	90°:428x 145x 345mm 120°:535x 107x 306mm	90°:428x 145x 345mm 120°:535x 107x 306mm

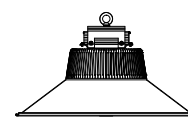
EAN Code 3000K
EAN Code 4500K
EAN Code 6000K



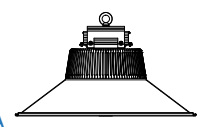
NA
3800157608824
3800157608831



NA
3800157608824
3800157608831




NA
3800157608848
3800157608855



N/A
3800157608848
3800157608855

HIGH POWER
SMD

120⁺⁺ LM/W
HIGH LUMENS



100W
VT-9111

N/A 3000K Warmwhite
5543 4500K Daywhite
5544 6000K White

1000W
EQUIVALENT

120°
BEAM ANGLE

13500
LUMENS

150W
VT-9166

N/A 3000K Warmwhite
N/A 4500K Daywhite
5545 6000K White

1500W
EQUIVALENT

120°
BEAM ANGLE

21750
LUMENS

Model No.

Watts

EQ. Watts

Voltage/Frequency

Luminous Flux

LED Type

CRI

PF

Beam Angle

Body Type

IP Rating

Dimension

VT-9111

100W

1000W

AC: 100-277V, 50/60Hz

13500lm

SMD

> 80

> 0.9

120°D

Aluminum

IP65

D:320mm x H149mm



VT-9166

150W

1500W

AC: 100-277V, 50/60Hz

21750lm

SMD

> 80

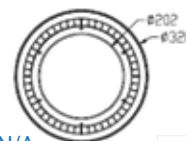
> 0.9

120°D

Aluminum

IP65

D:320mm x H149mm



EAN Code 3000K
EAN Code 4500K
EAN Code 6000K

N/A
3800157610476
3800157610483

N/A
N/A
3800157610490



- ✔ Warehouses, shipping docks, stairwells and parking garages.
- ✔ Lightweight, Compact structure
- ✔ Indoor and outdoor
- ✔ Replacement of 500W CFL



85W
VT-9185

NA 3000K Warmwhite
 5541 4500K Daywhite
 5542 6000K White

500W
 EQUIVALENT

120°
 BEAM ANGLE

6800
 LUMENS

E40
 BASE

Model No.	VT-9185
Watts	85W
EQ. Watts	500W
Voltage/Frequency	AC: 220-240V, 50/60Hz
Luminous Flux	6800lm
LED Type	SMD
CRI	> 80
PF	> 0.9
Beam Angle	120°D
Body Type	Aluminum
IP Rating	IP20
Dimension	D:222mm x H270mm



EAN Code 3000K
 EAN Code 4500K
 EAN Code 6000K

N/A
 3800157610001
 3800157610018



LED STREET LIGHTS

Light the path to the future with LED Street Lights. This state of the art LED Technology provides uniform Brightness and Illumination. No mercury means they are environmentally friendly

PRODUCT FEATURES

- Perfect replacement for traditional lights
- Saves 80% Electricity cost, Better Efficiency, Longer Life Span
- Dedicated IP65 Sealed Optical Cavities
- Optically Optimized Glass Lenses
- Uniformity in Light Distribution – Maximizes Efficiency
- Fully Operational in Extreme Weather up to -20° Celsius
- Low maintenance & Low Power consumption
- Reduced CO² emissions

APPLICATIONS

- Out Door Applications like Streets, Projects, Cross Roads, Tunnels, Car Parks, Industrial Facilities etc





120⁺⁺
LM/W
HIGH LUMENS



3720
LUMENS

30W

VT-15135ST

N/A 3000K Warmwhite
N/A 4500K Daywhite
5480 6000K White



6200
LUMENS

50W

VT-15165ST

N/A 3000K Warmwhite
N/A 4500K Daywhite
5482 6000K White



12400
LUMENS

100W

VT-15115ST

N/A 3000K Warmwhite
N/A 4500K Daywhite
5481 6000K White



Model No.	VT-15135ST	VT-15165ST	VT-15115ST
Watts	30W	50W	100W
EQ. Watts	270W	450W	900W
Voltage/Frequency	AC:100-240V, 50/60Hz	AC:100-240V, 50/60Hz	AC:100-240V, 50/60Hz
Luminous Flux	3720lm	6200lm	12400lm
LED Type	SMD	SMD	SMD
CRI	>75	>75	>75
PF	>0.95	>0.95	>0.95
Beam Angle	100'D	100'D	100'D
Color of Fixture	Black	Black	Black
Body Type	Aluminum Diecasting	Aluminum Diecasting	Aluminum Diecasting
IP Rating	IP65	IP65	IP65
Dimension	220 x 477 x 55mm	220 x 477 x 55mm	268 x 566 x 62mm




EAN Code 3000K **NA**
EAN Code 4500K **NA**
EAN Code 6000K **3800157616164**

NA
NA
3800157616188

NA
NA
3800157616171




120⁺⁺_{LM/W}
HIGH LUMENS




3720
LUMENS

30W
VT-15131ST

5471 3000K Warmwhite
5472 4500K Daywhite
5473 6000K White




6200
LUMENS

50W
VT-15151ST

5474 3000K Warmwhite
5475 4500K Daywhite
5476 6000K White




12400
LUMENS

100W
VT-15105ST

N/A 3000K Warmwhite
5477 4500K Daywhite
5478 6000K White



Model No.	VT-15131ST	VT-15151ST	VT-15105ST
Watts	30W	50W	100W
EQ. Watts	270W	450W	900W
Voltage/Frequency	AC:100-240V, 50/60Hz	AC:100-240V, 50/60Hz	AC:100-240V, 50/60Hz
Luminous Flux	3720lm	6200lm	12400lm
LED Type	SMD	SMD	SMD
CRI	>75	>75	>75
PF	>0.95	>0.95	>0.95
Beam Angle	100'D	100'D	100'D
Color of Fixture	Black	Black	Black
Body Type	Aluminum Diecasting	Aluminum Diecasting	Aluminum Diecasting
IP Rating	IP65	IP65	IP65
Dimension	180 x 400 x 55mm	216 x 477 x 55mm	268 x 566 x 62mm




EAN Code 3000K
EAN Code 4500K
EAN Code 6000K

3800157608732
3800157608749
3800157608756

3800157608763
3800157608770
3800157608787

NA
3800157608794
3800157608800



120⁺⁺ LM/W
HIGH LUMENS


12000
LUMENS

100W
VT-15104 ST

N/A 3000K Warmwhite
N/A 4500K Daywhite
5468 6000K White






120⁺⁺ LM/W
HIGH LUMENS


14880
LUMENS

120W
VT-15121ST

N/A 3000K Warmwhite
N/A 4500K Daywhite
5479 6000K White



Model No.	VT-15104 ST	VT-15121ST
Watts	100W	120W
EQ. Watts	900W	1080W
Voltage/Frequency	AC:85-265V,50/60Hz	AC:100-240V, 50/60Hz
Luminous Flux	12000lm	14880lm
LED Type	SMD	SMD
CRI	>75	>75
PF	>0.95	>0.95
Beam Angle	100'D	100'D
Color of Fixture	Black	Black
Body Type	Die Cast Aluminum	Aluminum Diecasting
IP Rating	IP65	IP65
Dimension	297 x 703 x 70mm	268 x 566 x 62mm
PoleSize	Ø60mm 	Ø60mm 
EAN Code 3000K	N/A	N/A
EAN Code 4500K	N/A	N/A
EAN Code 6000K	3800157607797	3800157607797

HIGH POWER
SMD

2700
LUMENS

30W

VT-15130ST

5464 3000K Warmwhite
5456 4500K Daywhite
5457 6000K White



4500
LUMENS

50W

VT-15150ST

5465 3000K Warmwhite
5458 4500K Daywhite
5459 6000K White



6400
LUMENS


80W

VT-15080ST

N/A 3000K Warmwhite
5466 4500K Daywhite
5467 6000K White



Model No.	VT-15130ST	VT-15150ST	VT-15080ST
Watts	30W	50W	80W
EQ. Watts	150W	250W	400W
Voltage/Frequency	AC:85-265V,50/60Hz	AC:85-265V,50/60Hz	AC:100-240V,50/60Hz
Luminous Flux	2700lm	4500lm	6400lm
LED Type	SMD	SMD	SMD
CRI	>75	>75	>75
PF	>0.95	>0.95	>0.95
Beam Angle	100°D	100°D	100°D
Color of Fixture	Black	Black	Black
Body Type	Die Cast Aluminum	Die Cast Aluminum	Die Cast Aluminum
IP Rating	IP65	IP65	IP65
Dimension	216 x 497 x 75mm	216 x 497 x 75mm	263 x 615 x 75mm
Pole Size	Ø60mm	Ø60mm	Ø60mm
EAN Code 3000K	3800157604802	3800157604819	N/A
EAN Code 4500K	3800157603539	3800157603553	3800157606936
EAN Code 6000K	3800157603546	3800157603560	3800157606943



9000
LUMENS

100W
VT-15100ST

N/A 3000K Warmwhite
5462 4500K Daywhite
5463 6000K White



500W
EQUIVALENT

10800
LUMENS

120W
VT-15120ST

N/A 3000K Warmwhite
5460 4500K Daywhite
5461 6000K White



600W
EQUIVALENT




12000
LUMENS

150W
VT-15155ST

N/A 3000K Warmwhite
5455 4500K Daywhite
5453 6000K White

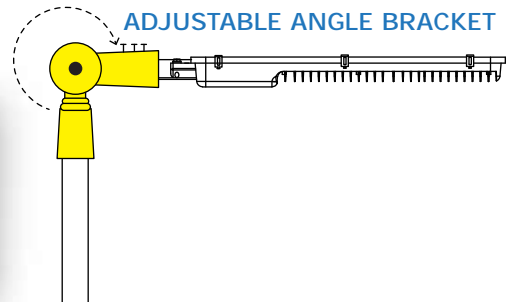


750W
EQUIVALENT

Model No.	VT-15100ST	VT-15120 ST	VT-15155 ST
Watts	100W	120W	150W
EQ. Watts	500W	600W	750W
Voltage/Frequency	AC:85-265V,50/60Hz	AC:85-265V,50/60Hz	AC:100-265V,50/60Hz
Luminous Flux	9000lm	10800lm	12000lm
LED Type	SMD	SMD	SMD
CRI	>75	>75	>70
PF	>0.95	>0.95	0.95
Beam Angle	100'D	100'D	100'D
Color of Fixture	Black	Black	Black
Body Type	Die Cast Aluminum	Die Cast Aluminum	Die Cast Aluminum
IP Rating	IP65	IP65	IP65
Dimension	296 x 703 x 70mm	297 x 703 x 70mm	302 x 802 x 75mm
PoleSize	Ø60mm 	Ø60mm 	Ø60mm 
EAN Code 3000K	N/A	N/A	N/A
EAN Code 4500K	3800157603591	3800157603577	3800157603522
EAN Code 6000K	3800157603607	3800157603584	3800157602884

LED STREETLIGHT ACCESSORIES

STREETLIGHT-ADAPTER



Model No.	VT-795
SKU Code	3624
Color	Black
Body	Aluminum
EAN Code	3800157608152

COMPATIBLE WITH ALL OUR STREET LIGHT MODELS, THIS ADAPTER ALLOWS THE ANGLE OF THE STREETLIGHT TO BE ADJUSTED AS PER CLIENT'S REQUIREMENTS



LED STRIP LIGHTS

Add an extensive array of lights and colors to any setting or interior, rejuvenate and transform the ambience of any environment at the flick of a switch with V-TAC's LED Strip Light Series. Easy installation with minimal space requirement makes this the right choice for Restaurants, Auditoriums and Meeting Rooms etc.

PRODUCT FEATURES

- LED strip is a low Voltage flexible Ribbon available in 12v
- Flexible & easy installation
- Exceptionally low power consumption
- Multiple visual effects in unending colours and shades
- Available in 12V and 220V with different color range from Warm White to RGB
- Available in IP20 and IP65 rating
- Available in 8mm or 10mm width
- Available in 1 or 1.5 meter rigid bar options with different options of Aluminium Profiles

APPLICATIONS

- Ideal for illuminating Borders, Edges, Cabinets, Bars and any area with limited space for installation
- Safe to use in most of the application



LED STRIP LIGHTS
3528 SERIES



2835-NON WP
240 LED/M

3000 LM/LED
HIGH LUMEN

CRI >80



LED Type	2835
Watt/M	18W
Current/M	1.5A
Voltage	12V DC
LED Qty	240
LM/LED	3000
Beam Angle	120°
IP Rating	IP20
Width	8mm

2835-NON WP
240 LED/M

Color	SKU Code	EAN Code
Warm White	2164	3800157610117
White	2165	3800157610124
Daywhite	2166	3800157610131

2835-NON WP
204 LED/M

Color	SKU Code	EAN Code
Warm White	2461	3800157612234
White	2462	3800157612241
Daywhite	2463	3800157612258



5730-NON WP
120 LED/M

CRI >95



Color	SKU Code	EAN Code
Warm White	2162	3800157610094
White	2163	3800157610100
Daywhite	2164	3800157610087



LED Type	5730
Watt/M	18W
Current/M	1.5A
Voltage	12V DC
LED Qty	120
LM/LED	3000
Beam Angle	120°
IP Rating	IP20
Width	8mm

5050-WP 30 LED/M



LED Type	5050	Color	SKU Code	EAN Code
Watt/M	4.8W	White	2144	3800230621399
Current/M	.4A	Warm White	2145	3800230621412
Voltage	12V	Daywhite	2460	3800157612166
LED Qty	30	Red	2129	3800230621450
LM/LED	14	Green	N/A	N/A
Beam Angle	120°	Blue	2142	3800230621436
IP Rating	IP65	Yellow	N/A	N/A
Width	10mm	RGB	2118	3800230621528

5050-NON WP 30 LED/M



LED Type	5050	Color	SKU Code	EAN Code
Watt/M	4.8W	White	2133	3800230621382
Current/M	.4A	Warm White	2135	3800230621405
Voltage	12V	Daywhite	N/A	N/A
LED Qty	30	Red	2136	3800230621443
LM/LED	12	Green	N/A	N/A
Beam Angle	120°	Blue	2127	3800230621429
IP Rating	IP20	Yellow	N/A	N/A
Width	10mm	RGB	2124	3800230621535

5050-NON WP 60 LED/M



LED Type	5050	Color	SKU Code	EAN Code
Watt/M	9.6W	White	2126	3800230621481
Current/M	.8A	Warm White	2122	3800230621504
Voltage	12V	Daywhite	2143	3800230621467
LED Qty	60	Red	2128	3800230624468
LM/LED	14	Green	2138	3800230621443
Beam Angle	120°	Blue	2137	3800230621429
IP Rating	IP20	Yellow	2156	3800230628824
Width	10mm	RGB	2120	3800230621542

5050- WP 60 LED/M



LED Type	5050	Color	SKU Code	EAN Code
Watt/M	9.6W	White	2148	3800230621498
Current/M	.8A	Warm White	2149	3800230621511
Voltage	12V	Daywhite	2150	3800230621474
LED Qty	60	Red	2152	3800230624775
LM/LED	14	Green	2153	3800230621450
Beam Angle	120°	Blue	2151	3800230621436
IP Rating	IP65	Yellow	N/A	N/A
Width	10mm	RGB	2155	3800230621559

3528-NON WP 60 LED/M



LED Type	3528	Color	SKU Code	EAN Code
Watt/M	3.6W	White	2005	3800230621153
Current/M	.3A	Warm White	2016	3800230621160
Voltage	12V	Daywhite	2041	3800230621184
LED Qty	60	Red	2015	3800230621269
LM/LED	5	Green	2011	3800230621221
Beam Angle	120°	Blue	2013	3800230621252
IP Rating	IP20	Yellow	2009	3800230621214
Width	8mm	RGB	N/A	N/A

3528-WP 60 LED/M



LED Type	3528	Color	SKU Code	EAN Code
Watt/M	3.6W	White	2031	3800230621146
Current/M	.3A	Warm White	2032	3800230621177
Voltage	12V	Daywhite	2043	3800230621191
LED Qty	60	Red	2036	3800230621276
LM/LED	5	Green	2034	3800230621238
Beam Angle	120°	Blue	2035	3800230621245
IP Rating	IP65	Yellow	2033	3800230621207
Width	8mm	RGB	N/A	N/A

3528-NON WP 120 LED/M



LED Type	3528	Color	SKU Code	EAN Code
Watt/M	7.2W	White	2002	3800230621283
Current/M	.6A	Warm White	2025	3800230621306
Voltage	12V	Daywhite	2042	3800230621320
LED Qty	120	Red	2030	3800230621368
LM/LED	5	Green	N/A	N/A
Beam Angle	120°	Blue	2029	3800230621344
IP Rating	IP20	Yellow	N/A	N/A
Width	8mm	RGB	N/A	N/A

3528-WP 120 LED/M



LED Type	3528	Color	SKU Code	EAN Code
Watt/M	7.2W	White	2037	3800230621290
Current/M	.6A	Warm White	2038	3800230621313
Voltage	12V	Daywhite	2044	3800230621337
LED Qty	120	Red	2039	3800230621375
LM/LED	5	Green	N/A	N/A
Beam Angle	120°	Blue	2027	3800230621351
IP Rating	IP65	Yellow	N/A	N/A
Width	8mm	RGB	N/A	N/A

3014-NON WP 204 LED/M



204
LED/M




IP20



LED Type	3014	Color	SKU Code	EAN Code
Watt/M	18W	White	2403	3800230628053
Current/M	1.5A	Warm White	2404	3800230628060
Voltage	12V	Daywhite	2405	3800157600309
LED Qty	204	Red	N/A	N/A
LM/LED	10LM	Green	N/A	N/A
Beam Angle	120°	Blue	N/A	N/A
IP Rating	IP20	Yellow	N/A	N/A
Width	10mm	RGB	N/A	N/A

**5050-NON WP 60 LED/M
RGB+W**



60
LED/M



IP20



LED Type	5050	Color	SKU Code	EAN Code
Watt/M	14.4W	White	N/A	N/A
Current/M	1.2A	Warm White	N/A	N/A
Voltage	12V	Daywhite	N/A	N/A
LED Qty	30:30	Red	N/A	N/A
LM/LED	15LM	Green	N/A	N/A
Beam Angle	120°	Blue	N/A	N/A
IP Rating	IP20	Yellow	N/A	N/A
Width	10mm	RGB	2159(RGB+W)	3800230629623





INTRODUCING

LED NEON FLEX

LED NEON STRIP LIGHT



MODEL	VT-555	VT-555	VT-555
SKU CODE	2512	2513	2514
Color/ Temperature	White	Warmwhite	Daywhite
Lumen LM/M	320±5%	320±5%	320±5%
FPC Width MM	7.5	7.5	7.5
Power W/M	8-10W	8-10W	8-10W
Jacket Dia	9 x16.5 mm	9 x16.5 mm	9 x16.5 mm
EAN CODE	3800157605656	3800157605663	3800157605670

DC24V Voltage

120 LED PCS/M


10M ROLL

10M ROLL

120 LED PCS/M

DC24V Voltage

MODEL	VT-555
SKU CODE	2515
Color/ Temperature	Blue
Lumen LM/M	320±5%
FPC Width MM	7.5
Power W/M	8-10
Jacket Dia	9 x16.5 mm
EAN CODE	3800157605687




10M ROLL

120 LED PCS/M

DC24V Voltage


MODEL	VT-555
SKU CODE	2516
Color/ Temperature	RED
Lumen LM/M	320±5%
FPC Width MM	7.5
Power W/M	8-10
Jacket Dia	9 x16.5 mm
EAN CODE	3800157605694



10M ROLL

DC24V Voltage

120 LED PCS/M




10M ROLL

DC24V Voltage

120 LED PCS/M

MODEL	VT-555
SKU CODE	2517
Color/ Temperature	Green
Lumen LM/M	320±5%
FPC Width MM	7.5
Power W/M	8-10
Jacket Dia	9 x16.5 mm
EAN CODE	3800157605700



MODEL	VT-555
SKU CODE	2518
Color/ Temperature	Yellow
Lumen LM/M	320±5%
FPC Width MM	7.5
Power W/M	8-10
Jacket Dia	9 x16.5 mm
EAN CODE	3800157605717



6PCS INCLUDED



Item	Profile
SKU CODE	2527



Item	Power cord without plug
SKU CODE	3331
EAN CODE	3800157608268



Item	Pin
SKU CODE	3333
EAN CODE	3800157607889



Item	End safe cap
SKU CODE	3334
EAN CODE	3800157607896

LED STRIP SETS PLUG AND PLAY



LED STRIP LIGHT set is a complete kit where we provide you with 5 meters of LED STRIP LIGHT ,along with the POWER SUPPLY and CONNECTOR and REMOTE CONTROL (optional) ,to make it a complete kit . Available and made in different colour options as per requirement.

- LED Strip
- Remote control (included)
- Driver (included)
- Packing: Blister Pack, 5 meters roll

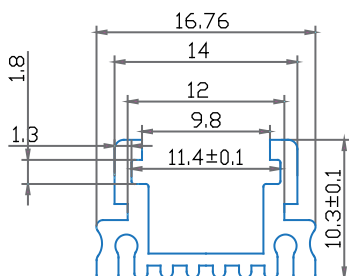

SKU CODE	DESCRIPTION	EAN CODE
2351	LED Strip Set SMD3528 60 LEDs 4500K IP20	3800230621634
2350	LED Strip Set SMD5050 30 LEDs RGB IP20	3800230621641
2352	LED Strip Set SMD5050 30 LEDs RGB IP65	3800230621658
2353	LED Strip Set SMD5050 60 LEDs RGB IP20	3800230621665
2354	LED Strip Set SMD5050 60 LEDs RGB IP65	3800230621672
2355	LED Strip Set SMD5050 60 LEDs White IP20	3800230621689
2356	LED Strip Set SMD5050 60 LEDs White IP65	3800230621696

LED STRIP ACCESSORIES

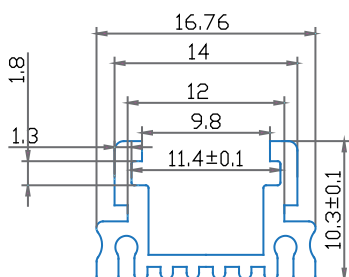

SKU CODE	DESCRIPTION	EAN CODE
3500	Flexible Connector - LED Strip 3528	3800230622051
3501	Flexible Connector - LED Strip 5050	3800230622068
3502	Flexible Connector - LED Strip 5050 RGB	3800230622075
3503	Connector - LED Strip 3528	3800230622082
3504	Connector - LED Strip 5050	3800230622099
3505	Connector - LED Strip 5050 RGB	3800230622105
3507	Flexible Connector - LED Strip 3528 DC Female	N/A
3508	Flexible Connector - LED Strip 5050 DC Female	N/A
3509	Connector - LED Strip 3528 Cross Type	N/A
3510	Connector - LED Strip 5050 Cross Type	N/A
3511	Connector - LED Strip 5050 L Type	N/A
3512	Connector - LED Strip DC Female	3800230622112



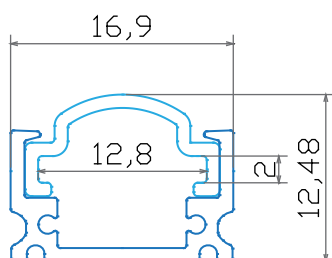
**ALUMINIUM PROFILES
 FOR LED STRIPS**



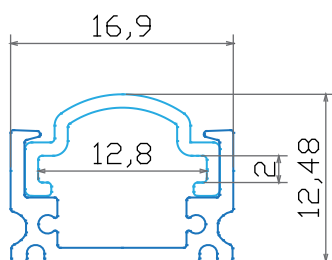
MODEL NO:	VT-7101
SKU CODE:	9981
SIZE:	16.76 x 10.3 x 1000 mm
COLOR:	Transparent
EAN CODE:	3800230622129



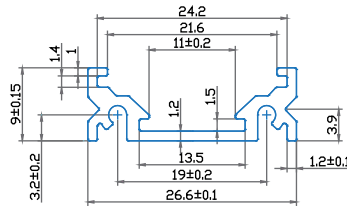
MODEL NO:	VT-7101
SKU CODE:	9982
SIZE:	16.76 x 10.3 x 1000 mm
COLOR:	Matt
EAN CODE:	3800230622136



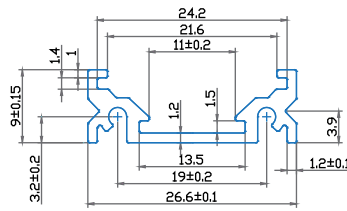

MODEL NO:	VT-7102
SKU CODE:	9983
SIZE:	16.9 x 12.48 x 1000 mm
COLOR:	Transparent
EAN CODE:	3800230622143



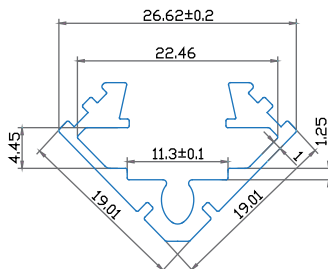

MODEL NO:	VT-7102
SKU CODE:	9984
SIZE:	16.9 x 12.48 x 1000 mm
COLOR:	Matt
EAN CODE:	3800230622150



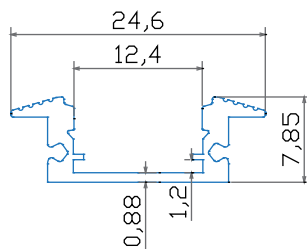
MODEL NO:	VT-7103
SKU CODE:	9985
SIZE:	26.5 x 9 x 1000 mm
COLOR:	Transparent
EAN CODE:	3800230622167



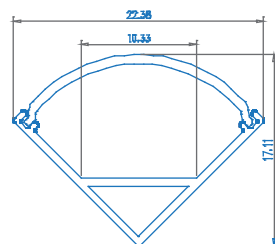
MODEL NO:	VT-7103
SKU CODE:	9986
SIZE:	26.5 x 9 x 1000 mm
COLOR:	Matt
EAN CODE:	3800230622174



MODEL NO:	VT-7104
SKU CODE:	9987
SIZE:	19 x 19 x 1000 mm
COLOR:	Matt
EAN CODE:	3800230622181

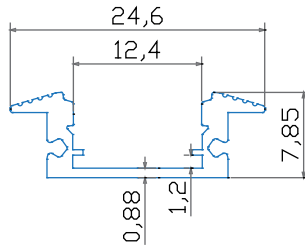


MODEL NO:	VT-7105
SKU CODE:	9990
SIZE:	24.6 x 7.85 x 1000 mm
COLOR:	Milky
EAN CODE:	3800230628077

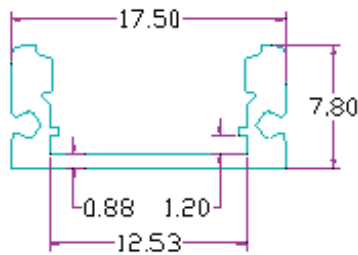



MODEL NO:	VT-7109
SKU CODE:	9947
SIZE:	22.38 x 10.33 x 17.11 mm
COLOR:	Milky
EAN CODE:	3800157617208

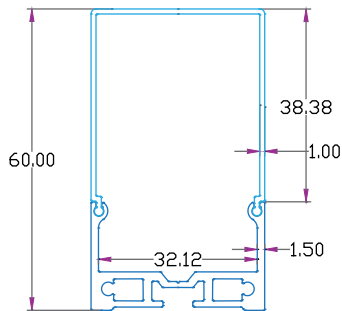
**ALUMINIUM PROFILES
 FOR LED STRIPS**



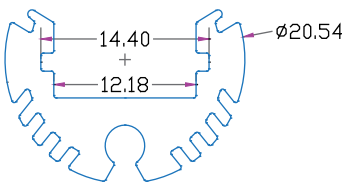
MODEL NO:	VT-7105
SKU CODE:	9991
SIZE:	24.6 x 7.85 x 2000 mm
COLOR:	Milky
EAN CODE:	3800230628794



MODEL NO:	VT-7106
SKU CODE:	9992 /9993
SIZE:	17.5 x 7.8 x1000 / 2000 mm
COLOR:	Milky / Milky
EAN CODE:	3800230628800 3800230628817



MODEL NO:	VT-7107
SKU CODE:	9994
SIZE:	60 x 35.1 x 1000 mm
COLOR:	Milky
EAN CODE:	3800157601399



MODEL NO:	VT-7108
SKU CODE:	9995
SIZE:	ø20.54 x 1000 mm
COLOR:	Milky
EAN CODE:	3800157601405

LED STRIP CONTROLLERS



DC12/24V
Voltage

SKU Code	3300
Model No.	VT-2402
Description	Dimmer for LED Strip with Remote Control
Max Current /Watt	8A, 96W
Input Voltage	DC 12/24 V
Size	115 x 55 x 35 mm
EAN Code	3800230622198



DC12/24V
Voltage

SKU Code	3303
Model No.	VT-2404
Description	Radio Controller with Remote Control 4 Buttons
Max Current /Watt	12A, 144W
Input Voltage	DC 12/24 V
Size	105 x 65 x 20 mm
EAN Code	3800230622204



INFRARED
REMOTE
CONTROL DC12/24V
Voltage

SKU Code	3304
Model No.	VT-2401
Description	Infrared Controller with Remote Control 24 Buttons
Max Current /Watt	6A, 72W
Input Voltage	DC 12/24 V
Size	65 x 35 x 22 mm
EAN Code	3800230622211



DC12V
Voltage

SKU Code	3307
Model No.	VT- DMX 512
Description	DMX 512 Controller
Max Current /Watt	4A x3, 144W
Input Voltage	DC 12V
Size	165 x 75 x 25 mm
EAN Code	3800230622266



DC12/24V
Voltage

SKU Code	3312
Model No.	VT-2405
Description	Radio Controller with Touch Remote Control
Max Current /Watt	3A x4, 144W
Input Voltage	DC 12/24 V
Size	130 x 65 x 25 mm
EAN Code	3800230622273



SKU Code	3317
Model No.	VT-2401
Description	Infrared Controller with Remote Control 44 Buttons
Max Current /Watt	6A, 72W
Input Voltage	DC 12/24 V
Size	125 x 56 x 7 mm
EAN Code	3800230622228



SKU Code	3625
Model No.	VT-2472
Description	Infrared Controller with Remote Control 24 Buttons
Max Current /Watt	6A, 72W
Input Voltage	DC 12/24 V
Size	N/A
EAN Code	3800157609920



DC12V
Voltage

SKU Code	3318
Model No.	N/A
Description	Radio Controller with Remote Control
Max Current /Watt	500W
Input Voltage	DC 12V
Size	120 x 75 x 25 mm
EAN Code	3800230622235



RF
REMOTE
CONTROL

DC12V
Voltage

SKU Code	3320
Model No.	N/A
Description	Mini RF Controller
Max Current /Watt	N/A
Input Voltage	DC 12V
Size	N/A
EAN Code	3800230628022

LED STRIP CONTROLLERS



SKU Code	3319
Model No.	N/A
Description	24B Mini Controller
Max Current /Watt	N/A
Input Voltage	DC 12V
Size	N/A
EAN Code	3800230628015



SKU Code	3321
Model No.	N/A
Description	Wi-Fi Single Controller
Max Current /Watt	N/A
Input Voltage	DC 12V
Size	N/A
EAN Code	3800230628039



SKU Code	3322
Model No.	N/A
Description	Wi-Fi RGB Controller
Max Current /Watt	N/A
Input Voltage	DC 12V
Size	N/A
EAN Code	3800230628046



SKU Code	3326
Model No.	N/A
Description	5050 60 RGB + WHITE LED Controller
Max Current /Watt	N/A
Input Voltage	DC 12V
Size	N/A
EAN Code	3800230629630



SKU Code	3327
Model No.	VT-2408
Description	RGB+W Amplifier
Max Current /Watt	N/A
Input Voltage	DC 12V
Size	N/A
EAN Code	3800157601047



SKU Code	3328
Model No.	N/A
Description	360W RF Controller
Max Current /Watt	N/A
Input Voltage	DC 12V
Size	N/A
EAN Code	3800157601054



SKU Code	3009
Model No.	N/A
Description	5050 RGB Strip Amplifier
Max Current /Watt	N/A
Input Voltage	DC 12V
Size	N/A
EAN Code	3800230622259



SKU Code	3018
Model No.	N/A
Description	5050 RGB Strip Mini-Amplifier
Max Current /Watt	N/A
Input Voltage	DC 12V
Size	N/A
EAN Code	3800230622242

SMD LED MODULES




⚡ DC12V Voltage

Model No.	VT-50503
Sku Code	White: 5116 Red: 5117 Blue: 5118 Green: 5119.
Watts	0.72W/PC
Lumens	66lm/PC
Beam Angle	160°D
Cri	75
Voltage /frqncy	DC 12V
Unit Size	67x15x8.5mm
Ip Rating	IP67
Material	ABS+PCB



⚡ DC12V Voltage

Model No.	VT-28353
Sku Code	White: 5120 Red: 5121 Blue: 5122 Green: 5123
Watts	1W/PC
Lumens	100lm/PC
Beam Angle	120°D
Cri	75
Voltage /frqncy	DC 12V
Unit Size	53x12x4.6mm
Ip Rating	IP65
Material	ABS+Aluminum plate



LED STRIP POWER SUPPLY METAL DRIVER (SMPS) SERIES

Product Features :

- Switching Metal Power Supply for all types of strip lights, led lighting , led display , etc
- With short circuit protection, over load protection , stable output voltage
- Built in EMI Filter
- High efficiency , low temperature
- 100% load tested
- Protection Rating : IP20
- CE, ROHS, EMC approved

MODEL	SKU CODE	WATTS POWER	CURRENT CAPACITY	OUTPUT	UNIT SIZE	EAN CODE
VT-20025	3050	25W	2.1A	12V	90 x 60 x 40 mm	3800230621726
VT-20040	3058	40W	3.3A	12V	108 x 78 x 35 mm	3800230625731
VT-20045	3051	45W	3.8A	12V	110 x 78 x 35 mm	3800230621733
VT-20060	3052	60W	5A	12V	160 x 98 x 38 mm	3800230621740
VT-20075	3053	75W	6A	12V	160 x 98 x 38 mm	3800230621757
VT-20080	3059	80W	6.6A	12V	160 x 98 x 40 mm	3800230625748
VT-20100	3060	100W	8.3A	12V	199 x 98 x 42 mm	3800230625755
VT-20120	3054	120W	10A	12V	199 x 98 x 42 mm	3800230621764
VT-20150	3055	150W	12.5A	12V	199 x 98 x 42 mm	3800230621771
VT-20200	3061	200W	16.5A	12V	200 x 110 x 50 mm	3800230625762
VT-20250	3056	250W	20A	12V	200 x 110 x 50 mm	3800230621788
VT-20350	3057	350W	30A	12V	215 x 115 x 50 mm	3800230621795
VT-20500	3062	500W	42A	12V	215 x 115 x 50 mm	3800157605984

LED STRIP POWER SUPPLY RAINPROOF POWER SUPPLY SERIES

Product Features :

- RAIN PROOF DRIVER for all types of STRIP LIGHTS, LED LIGHTING, LED DISPLAY, etc.
- Industrial specifications and standards.
- With short circuit protection, over load protection and stable output voltage.
- Built in EMI Filter.
- High efficiency and low temperature.
- 100% load tested.
- Protection Rating: IP23
- CE, ROHS and EMC approved.



MODEL	SKU CODE	WATTS POWER	CURRENT CAPACITY	OUTPUT	UNIT SIZE	EAN CODE
VT-21060	3070	60W	5A	12V	155 x 105 x 50 mm	3800230621801
VT-21080	3069	80W	6.6A	12V	155 x 105 x 50 mm	3800230621818
VT-21080	3075	80W	3.3A	24V	155 x 102 x 46 mm	3800230621870
VT-21120	3071	120W	10A	12V	195 x 115 x 53 mm	3800230621825
VT-21150	3072	150W	12.5A	12V	195 x 115 x 53 mm	3800230621832
VT-21150	3076	150W	6.2A	24V	195 x 112 x 52 mm	3800230621880
VT-21200	3078	200W	8.3A	24V	195 x 112 x 50 mm	3800230621849
VT-21250	3073	250W	20A	12V	233 x 153 x 66 mm	3800230621856
VT-21300	3081	300W	25A	12V	233 x 153 x 66 mm	3800157601542
VT-21400	3074	400W	33A	12V	233 x 153 x 66 mm	3800230621863
VT-21400	3077	400W	16.6A	24V	232 x 153 x 65 mm	3800230621894



LED STRIP POWER SUPPLY WATERPROOF POWER SUPPLY SERIES

Product Features:

- WATERPROOF DRIVER for all types of STRIP LIGHTS, LED LIGHTING, LED DISPLAY, etc.
- Industrial specifications and standards.
- With short circuit protection, over load protection and stable output voltage.
- Built in EMI Filter.
- High efficiency and low temperature.
- 100% load tested.
- Protection Rating: IP65.
- CE, ROHS, EMC approved.



MODEL	SKU CODE	WATTS POWER	CURRENT CAPACITY	OUTPUT	UNIT SIZE	EAN CODE
VT-22030	3100	30W	2.5A	12V	201 x 30.5 x 20 mm	3800230621900
VT-22045	3090	45W	3.75A	12V	250 x 40 x 23 mm	3800230621917
VT-22045	3095	45W	1.88A	24V	250 x 40 x 23 mm	3800230621979
VT-22060	3091	60W	5A	12V	180 x 72 x 45 mm	3800230621924
VT-22100	3092	100W	8.5A	12V	253 x 72 x 45 mm	3800230621931
VT-22120	3093	120W	10A	12V	253 x 72 x 45 mm	3800230621948
VT-22150	3094	150W	12.5A	12V	253 x 72 x 45 mm	3800230621955
VT-22150	3096	150W	6.25A	24V	253 x 72 x 45 mm	3800230621986
VT-22200	3097	200W	8.3A	24V	231 x 120 x 53 mm	3800230621993
VT-22200	3098	200W	16.6A	12V	200 x 120 x 53 mm	3800230625779
VT-22360	3099	360W	30A	12V	256 x 102 x 65 mm	3800230625786
VT-22020	3214	20W	0.83A	24V	201 x 30.5 x 20 mm	3800230621962
VT-22030	3215	30W	1.25A	24V	201 x 30.5 x 20 mm	3800230629562
VT-22101	3101	100W	4.2A	24V	201 x 30.5 x 20 mm	3800157605991
VT-22300	3219	300W	25A	12V	201 x 30.5 x 20 mm	3800157604932

LED STRIP POWER SUPPLY PLASTIC ADAPTOR SERIES

Product Features :



- Plastic DRIVER for all types of STRIP LIGHTS, LED LIGHTING, LED DISPLAY, etc.
- With specifications and Industrial standards.
- With short circuit protection, over load protection and stable output voltage.
- Built in EMI Filter.
- High efficiency and low temperature.
- 100% load tested.
- Protection Rating: IP 20.
- CE, Rosh, EMC approved.
- Options available with BS STANDARD 3 PIN PLUG.

MODEL	SKU CODE	WATTS POWER	CURRENT CAPACITY	OUTPUT	VOLTAGE / FREQUENCY	EAN CODE
VT-23018	3017	18W	1.5A	12V	AC 110-240V, 50/60Hz	3800230622006
VT-23030	3007	30W	2.5A	12V	AC 110-240V, 50/60Hz	3800230622013
VT-23042	3016	42W	3.5A	12V	AC 110-240V, 50/60Hz	3800230622020
VT-23060	3008	60W	5A	12V	AC 110-240V, 50/60Hz	3800230622037
VT-23080	3019	78W	6.5A	12V	AC 110-240V, 50/60Hz	3800230622044
VT-23040	3033	40W	3.3A	12V	AC 110-240V, 50/60Hz	3800230626745
VT-23002 W <small>With UK Standard, BS plug</small>	3030	24W	2A	12V	AC 85-240V, 50/60Hz	3800230625298
VT-23003 W <small>With UK Standard, BS plug</small>	3031	42W	3.5A	12V	AC 85-240V, 50/60Hz	3800230625304
VT-23005 W <small>With UK Standard, BS plug</small>	3032	60W	5A	12V	AC 85-240V, 50/60Hz	3800230625311



Plastic Adaptor Series (EMC Approved)



MODEL	SKU CODE	WATTS POWER	CURRENT CAPACITY	OUTPUT	VOLTAGE / FREQUENCY	EAN CODE
VT-23024	3036	24W	2A	12V	AC: 110-240V, 50/60Hz	3800157601474
VT-23060	3035	60W	5A	12V	AC: 110-240V, 50/60Hz	3800157601085
VT-23078	3034	78W	6.5A	12V	AC: 110-240V, 50/60Hz	3800157601078
VT-23024 W <small>With UK Standard, BS plug</small>	3038	24W	2A	12V	AC: 110-240V, 50/60Hz	3800157601535
VT-23060 W <small>With UK Standard, BS plug</small>	3037	60W	5A	12V	AC: 110-240V, 50/60Hz	3800157601528



LED TRACK LIGHTS

Perfect ecological alternative to Old Halogen Lights, Track lights are the extensive range of modern LED Track Lights! Delivering high performance, excellent durability and remarkable light output to serve the general Commercial and Retail market

PRODUCT FEATURES

- Available from 10W up to 45W
- Saves 80% energy
- No Ultraviolet or Infrared Rays
- Totally flexible, Compact & Adjustable design
- No Lead or Mercury content hence Environment friendly
- Provides Uniform Radiance & Enhances appeal of any environment
- Enhances measurable levels of performance as compared to older versions of high wattage halogen & HID light sources in retail & Commercial Lighting applications

APPLICATIONS

- Perfect choice for Exhibition Stands, Hotels, Bars, Commercial & Residential Lighting





SUITABLE FOR 4-LINE TRACKS
FITS INTO ANY EUROSTANDARD 3-PHASE TRACK

Experience The
True Colors with
CRI95 TRACKS

CRI
>95

1800
LUMENS

33W
VT-4535

1233 3000K Warmwhite
1234 4000K Daywhite
1235 5000K White

100W
EQUIVALENT

25°
BEAM ANGLE



2300
LUMENS

45W
VT-4545

1236 3000K Warmwhite
1237 4000K Daywhite
1238 5000K White

135W
EQUIVALENT

25°
BEAM ANGLE

Model No	VT-4535	VT-4545
Watts	33W	45W
EQ. Watts	100W	135W
Voltage/Frequency	100-240V,50/60Hz	100-240V,50/60Hz
Luminous Flux	1800lm	2300lm
LED Type	COB	COB
CRI	>95	>95
PF	>0.9	>0.9
Beam Angle	25'D	25'D
Color of Fixture	Black	Black
Body Type	Die Cast Aluminum	Die Cast Aluminum
Dimension	112 x 165 x 205mm	112 x 164 x 218mm
		
EAN Code 3000K	3800157603720	3800157603751
EAN Code 4500K	3800157603737	3800157603768
EAN Code 6000K	3800157603744	3800157603775



SUITABLE FOR 4-LINE TRACKS
FITS INTO ANY EUROSTANDARD 3-PHASE TRACK

1500
LUMENS

23W
VT-4521T

N/A 3000K Warmwhite
N/A 4000K Daywhite
1202 5000K White



SUITABLE FOR 4-LINE TRACKS
FITS INTO ANY EUROSTANDARD 3-PHASE TRACK



1500
LUMENS

23W
VT-4521T

N/A 3000K Warmwhite
N/A 4000K Daywhite
1201 5000K White






2400
LUMENS

40W
VT-4540T

2600
LUMENS

1191 3000K Warmwhite
1192 4000K Daywhite
N/A 5000K White



Model No	VT-4521T	VT-4521T	VT-4540T
Watts	23W	23W	40W
EQ. Watts	100W	100W	200W
Voltage/Frequency	AC: 100-240V, 50/60Hz	AC: 100-240V, 50/60Hz	AC: 220-240V, 50/60Hz
Luminous Flux	1500lm	1500lm	2400lm/2600lm
LED Type	COB	COB	SHARP/COB
CRI	>80	>80	>80
PF	> 0.9	> 0.9	> 0.9
Beam Angle	46°D	46°D	22°D
Color of Fixture	Black	White	Black
Body Type	Die Cast Aluminum	Die Cast Aluminum	Aluminum
Dimension	80mm x 185mm	80mm x 185mm	225 x 185 x 138mm
			
EAN Code 3000K	N/A	N/A	3800230629548
EAN Code 4500K	N/A	N/A	3800230629555
EAN Code 6000K	3800157600187	3800157600170	N/A



SUITABLE FOR 4-LINE TRACKS

FITS INTO ANY EUROSTANDARD 3-PHASE TRACK

2300
LUMENS

33W
VT-4534

1242 3000K Warmwhite
1231 4000K Daywhite
1232 5000K White



4300
LUMENS

48W
VT-4548T

N/A 3000K Warmwhite
N/A 4000K Daywhite
1200 5000K White



SUITABLE FOR 4-LINE TRACKS

FITS INTO ANY EUROSTANDARD 3-PHASE TRACK

2300
LUMENS

33W
VT-4534

1241 3000K Warmwhite
1229 4000K Daywhite
1230 5000K White



4300
LUMENS

48W
VT-4548T

N/A 3000K Warmwhite
N/A 4500K Daywhite
1199 5000K White



Model No	VT-4534	VT-4548T	VT-4534	VT-4548T
Watts	33W	48W	33W	48W
EQ. Watts	100W	250W	100W	250W
Voltage/Frequency	220-240V, 50/60Hz	AC: 90-240V, 50/60Hz	220-240V, 50/60Hz	AC: 90-240V, 50/60Hz
Luminous Flux	2300lm	4300lm	2300lm	4300lm
LED Type	COB	SMD	COB	SMD
CRI	>80	> 80	>80	> 80
PF	>0.9	> 0.9	>0.9	> 0.9
Beam Angle	22'D	100'D	22'D	100'D
Color of Fixture	Black	Black	White	White
Body Type	Die Cast Aluminum	Die Cast Aluminum	Die Cast Aluminum	Die Cast Aluminum
Dimension	106 x 208 x 206mm	204 x 107 x 230mm	106 x 220 x 230mm	204 x 107 x 230mm
EAN Code 3000K	3800157604000	N/A	3800157603997	N/A
EAN Code 4500K	3800157602525	N/A	3800157602501	N/A
EAN Code 6000K	3800157602532	3800157600163	3800157602518	3800157600156



SUITABLE FOR 4-LINE TRACKS
FITS INTO ANY EUROSTANDARD 3-PHASE TRACK



3250
LUMENS

45W
VT-4546

1249 3000K WarmWhite
1250 4500K DayWhite
1251 6000K White



3250
LUMENS

45W
VT-4546

1252 3000K WarmWhite
1253 4500K DayWhite
1254 6000K White



SUITABLE FOR 4-LINE TRACKS
FITS INTO ANY EUROSTANDARD 3-PHASE TRACK



3450
LUMENS

35W
VT-4536

1255 3000K WarmWhite
1256 4500K DayWhite
1257 6000K White



3450
LUMENS

35W
VT-4536

1285 3000K WarmWhite
1286 4500K DayWhite
1287 6000K White



Model No	VT-4546	VT-4546	VT-4536	VT-4536
Watts	45W	45W	35W	35W
EQ. Watts	250W	250W	120W	120W
Voltage/Frequency	AC: 220-240V, 50/60Hz	AC: 220-240V, 50/60Hz	AC: 220-264V, 50/60Hz	AC: 220-264V, 50/60Hz
Luminous Flux	3250lm	3250lm	3450lm	3450lm
LED Type	COB	COB	COB	COB
CRI	> 80	> 80	> 80	> 80
PF	> 0.95	> 0.95	> 0.9	> 0.9
Beam Angle	20'D	20'D	12'D/24'D	12'D/24'D
Color of Fixture	White	Black	White	Black
Body Type	PC + Aluminum	PC + Aluminum	Aluminum	Aluminum
Dimension	110 x 255mm	110 x 255mm	165 x 92 x 192	165 x 92 x 192
EAN Code 3000K	3800157607490	3800157607520	3800157607551	3800157618694
EAN Code 4500K	3800157607505	3800157607537	3800157607568	3800157618700
EAN Code 6000K	3800157607513	3800157607544	3800157607575	3800157618717

TRACK FITTINGS 2 LINE FITTINGS



SKU CODE 3546 **GU10 COMPATIBLE**
DESCRIPTION GU10 Fitting 2 Line White
EAN CODE 3800230628312



SKU CODE 3545 **GU10 COMPATIBLE**
DESCRIPTION GU10 Fitting 2 Line Black
EAN CODE 3800230628305



SKU CODE 3556 **PAR20 COMPATIBLE**
DESCRIPTION Par 20 Fitting 2 Line White
EAN CODE 3800230628411



SKU CODE 3555 **PAR20 COMPATIBLE**
DESCRIPTION Par 20 Fitting 2 Line Black
EAN CODE 3800230628404



SKU CODE 3550 **PAR30 COMPATIBLE**
DESCRIPTION Par30 Fitting 2 Line White
EAN CODE 3800230628350



SKU CODE 3549 **PAR30 COMPATIBLE**
DESCRIPTION Par30 Fitting 2 Line Black
EAN CODE 3800230628343



SKU CODE 3569 **PAR38 COMPATIBLE**
DESCRIPTION Par38 Fitting 2 Line White
EAN CODE 3800157604246



SKU CODE 3571 **PAR 20-30-38 COMPATIBLE**
DESCRIPTION 2 Line Track Wire White
EAN CODE 3800157604260



SKU CODE 3572 **PAR 20-30-38 COMPATIBLE**
DESCRIPTION 2 Line Track Wire Black
EAN CODE 3800157604277

4 LINE FITTINGS



**GU10
 COMPATIBLE**

SKU CODE	3544
DESCRIPTION	GU10 Fitting 4 Line White
EAN CODE	3800230628299



**GU10
 COMPATIBLE**

SKU CODE	3543
DESCRIPTION	GU10 Fitting 4 Line Black
EAN CODE	3800230628282



**PAR20
 COMPATIBLE**

SKU CODE	3554
DESCRIPTION	Par 20 Fitting 4 Line White
EAN CODE	3800230628394



**PAR20
 COMPATIBLE**

SKU CODE	3553
DESCRIPTION	Par 20 Fitting 4 Line Black
EAN CODE	3800230628381




**PAR30
 COMPATIBLE**

SKU CODE	3548
DESCRIPTION	Par30 Fitting 4 Line White
EAN CODE	3800230628336



**PAR30
 COMPATIBLE**

SKU CODE	3547
DESCRIPTION	Par30 Fitting 4 Line Black
EAN CODE	3800230628329



**PAR38
 COMPATIBLE**

SKU CODE	3570
DESCRIPTION	Par38 Fitting 4 Line White
EAN CODE	3800157604252



**PAR
 20-30-38
 COMPATIBLE**

SKU CODE	3573
DESCRIPTION	4 Line Track Wire White
EAN CODE	3800157604284



**PAR
 20-30-38
 COMPATIBLE**

SKU CODE	3574
DESCRIPTION	4 Line Track Wire Black
EAN CODE	3800157604291

ACCESSORIES

SKU CODE	DESCRIPTION	EAN CODE
3557	130mm 4 Line Black	3800230628428
3558	130mm 4 Line White	3800230628435
3559	Flexible Joint 4 Line Black	3800230628442
3560	Flexible Joint 4 Line White	3800230628459
3514	2I Track Light Accessory Black	3800230626110
3516	2T Track Light Accessory Black	3800230626127
3517	2X Track Light Accessory Black	3800230626134
3515	2L Track Light Accessory Black	3800230626141
3519	2I Track Light Accessory White	3800230626158
3518	2X Track Light Accessory White	3800230626172
3520	2L Track Light Accessory White	3800230626189
3523	4I Track Light Accessory Black	3800230623195
3524	4T Track Light Accessory Black	3800230623201
3526	4X Track Light Accessory Black	3800230623218
3528	4L Track Light Accessory Black	3800230623225
3522	4I Track Light Accessory White	3800230623232
3525	4T Track Light Accessory White	3800230623249
3527	4X Track Light Accessory White	3800230623256

3522



3523



3528



3529



3559



3655



3656



3565



3566



ACCESSORIES

SKU CODE	DESCRIPTION	EAN CODE
3529	4L Track Light Accessory White	3800230623263
9952	1.5 Meters Black 4 Core Track	800230623140
9953	1.5 Meters White 4 Core Track	3800230623171
3565	Hanging Track Line Kit 1m Black	3800157600019
3566	Hanging Track Line Kit 1m White	3800157600026
3567	E27 Fitting 4 Line White	3800157602402
3568	E27 Fitting 2 Line White	3800157602419
9944	1 Meter Black 4 Core Track	3800230623133
9945	1 Meter White 4 Core Track	3800230623164
9954	2 Meters Black 4 Core Track	3800230623157
9955	2 Meters White 4 Core Trac	3800230623188
3633	2M 2 CORE TRACK-BLACK	3800157612692
3634	2M 2 CORE TRACK-WHITE	3800157612708
3635	2I TRACK ACCESSORY-BLACK	3800157612715
3636	2I TRACK ACCESSORY-WHITE	3800157612722
3637	2L TRACK ACCESSORY-BLACK	3800157612739
3638	2L TRACK ACCESSORY-WHITE	3800157612746
3639	2T TRACK ACCESSORY-BLACK	3800157612753



LED COB DOWNLIGHTS

Swap outdated CFL Lights with high quality LED Down Lights for long- lasting energy efficiency and instant brightness. Choose from a wide range of 3W to 40W

PRODUCT FEATURES

- Innumerable styles & Elegant appearance
- Non - Flickering
- No UV Radiation
- Best Quality LED Chips from companies like CREE & SAMSUNG
- Premium Quality Power Driver with lowest power factor saver & high RA
- Easy Installation
- Varied finishes with strong die cast Aluminium body
- Low Maintenance
- All down lights come with premium quality power

APPLICATIONS

- Residences, Showrooms, Hotels & Boutiques etc.





120⁺⁺
LM/W
HIGH
LUMENS

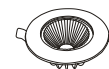
10W
VT-26101 **1200**
LUMENS
1270 3000K Warmwhite
1271 4500K Daywhite
1272 6000K White

20W
VT-26201 **2400**
LUMENS
1273 3000K Warmwhite
1274 4500K Daywhite
1275 6000K White

30W
VT-26301 **3600**
LUMENS
1276 3000K Warmwhite
1277 4500K Daywhite
1278 6000K White

40W
VT-26451 **4800**
LUMENS
N/A 3000K Warmwhite
1279 4500K Daywhite
1280 6000K White

Model No.	VT-26101	VT-26201	VT-26301	VT-26451
Watts	10W	20W	30W	40W
EQ. Watts	90W	180W	270W	350W
Voltage/Frequency	AC: 100-277V, 50/60Hz	AC: 100-277V, 50/60Hz	AC: 100-277V, 50/60Hz	AC: 100-277V, 50/60Hz
Luminous Flux	1200lm	2400lm	3600lm	4800lm
LED Type	COB	COB	COB	COB
CRI	>80	>80	>80	>80
PF	> 0.5	> 0.5	> 0.9	> 0.9
Beam Angle	120'D	120'D	120'D	120'D
Body Type	PKW (White)	PKW (White)	PKW (White)	PKW (White)
Shape	Round	Round	Round	Round
Dimension	Ø 135mm x 71mm	Ø 180mm x 83mm	Ø 220mm x 103mm	Ø 220mm x 103mm
Cutting Size	D=Ø120mm	D=Ø167mm	D=Ø207mm	D=Ø207mm



EAN Code 3000K
EAN Code 4500K
EAN Code 6000K

3800157611923
3800157611930
3800157611947

3800157611954
3800157611961
3800157611978

3800157611985
3800157611992
3800157612005

N/A
3800157612012
3800157612029



10W
VT-2610 
 1102 3000K Warmwhite
 1101 4500K Daywhite
 1100 6000K White

20W
VT-2620 
 1108 3000K Warmwhite
 1104 4500K Daywhite
 1103 6000K White

30W
VT-2630 
 1107 3000K Warmwhite
 1106 4500K Daywhite
 1105 6000K White

40W
VT-2645 
 1163 3000K Warmwhite
 1164 4500K Daywhite
 1165 6000K White

Model No.	VT-2610	VT-2620	VT-2630	VT-2645
Watts	10W	20W	30W	40W
EQ. Watts	25W	50W	75W	100W
Voltage/Frequency	AC: 220-240V, 50Hz	AC: 220-240V, 50Hz	AC: 220-240V, 50Hz	AC: 220-240V, 50Hz
Luminous Flux	730lm	1500lm	2400lm	3200lm
LED Type	COB	COB	COB	COB
CRI	>80	>80	>80	≥80
PF	> 0.5	> 0.5	> 0.9	> 0.9
Beam Angle	120'D	120'D	120'D	120'D
Body Type	PKW (White)	PKW (White)	PKW (White)	PKW (White)
Shape	Round	Round	Round	Round
Dimension	Ø 135mm x 71mm	Ø 182mm x 90mm	Ø 222mm x 111mm	Ø 222mm x 111mm
Cutting Size	D=Ø105mm	D=Ø160mm	D=Ø205mm	D=Ø205mm



EAN Code 3000K
 EAN Code 4500K
 EAN Code 6000K

3800230622396
 3800230622389
 3800230622372

3800230625410
 3800230622419
 3800230622402

3800230625021
 3800230622433
 3800230622426

3800230627285
 3800230627292
 3800230627308



200
LUMENS

3W

VT-1123 RD

5098 3000K Warmwhite
 5099 4500K Daywhite
 5107 6000K White



200
LUMENS

3W

VT-1123 SQ

5108 3000K Warmwhite
 5109 4500K Daywhite
 5110 6000K White



Model No.	VT-1123 RD	VT-1123 SQ
Watts	3W	3W
EQ. Watts	24W	24W
Voltage/Frequency	AC: 85-265V, 50/60Hz	AC: 85-265V, 50/60Hz
Luminous Flux	200lm	200lm
LED Type	COB	COB
CRI	>80	>80
PF	> 0.5	> 0.5
Beam Angle	60'D	60'D
Body Type	Aluminum	Aluminum
Shape	Round	Square
Dimension	Ø55 x 35mm	45 x 45 x 35mm
Cutting Size	D=Ø36mm	D=Ø36mm

EAN Code 3000K
 EAN Code 4500K
 EAN Code 6000K

3800157609401
 3800157609418
 3800157609425

3800157609432
 3800157609449
 3800157609456



200
LUMENS

3W

VT-1133 RD

5092 3000K Warmwhite
5093 4500K Daywhite
5094 6000K White



200
LUMENS

3W

VT-1133 SQ

5095 3000K Warmwhite
5096 4500K Daywhite
5097 6000K White



Model No.	VT-1133 RD	VT-1133 SQ
Watts	3W	3W
EQ. Watts	24W	24W
Voltage/Frequency	AC: 85-265V, 50/60Hz	AC: 85-265V, 50/60Hz
Luminous Flux	200lm	200lm
LED Type	COB	COB
CRI	>80	>80
PF	> 0.5	> 0.5
Beam Angle	60'D	60'D
Body Type	Aluminum	Aluminum
Shape	Round	Square
Dimension	Ø55 x 42mm	55 x 55 x 42mm
Cutting Size	D=Ø36mm	D=Ø36mm

EAN Code 3000K [3800157609340](#)
 EAN Code 4500K [3800157609357](#)
 EAN Code 6000K [3800157609364](#)

[3800157609371](#)
[3800157609388](#)
[3800157609395](#)



3W
VT-1109 RD

1207 3000K Warmwhite
 1208 4200K Daywhite
 N/A 6000K White

12W
 EQUIVALENT



3W
VT-1109 SQ

1209 3000K Warmwhite
 1210 4200K Daywhite
 1223 6000K White

12W
 EQUIVALENT






5W
VT-1005 RD

1239 3000K Warmwhite
 N/A 4500K Daywhite
 1240 6000K White

30W
 EQUIVALENT



Model No.	VT-1109 RD	VT-1109 SQ	VT-1005 RD
Watts	3W	3W	5W
EQ. Watts	12W	12W	30W
Voltage/Frequency	AC: 100-240V, 50/60Hz	AC: 100-240V, 50/60Hz	AC: 100-240V, 50/60Hz
Luminous Flux	120lm	120lm	350lm
CRI	> 80	> 80	>80
PF	> 0.5	> 0.5	>0.5
Beam Angle	15'D	15'D	60'D
Color of Fixture	PKW (White)	PKW (White)	PKW
Body Type	Aluminum	Aluminum	Aluminum
Shape	Round	Square	Round
Dimension	Ø80 x 51mm	80 x 80 x 51mm	Ø88 x 40mm
Cutting Size	D=Ø62mm	62 x 62mm	D= Ø72mm
			
EAN Code 3000K	3800157600231	3800157600255	3800157603782
EAN Code 4500K	3800157600248	3800157600262	N/A
EAN Code 6000K	N/A	3800157601504	3800157603799



550
LUMENS
8W
VT-2908 RD

1116 3000K Warmwhite
1117 4200K Daywhite
1118 6500K White



550
LUMENS
8W
VT-2908 SQ

1113 3000K Warmwhite
1114 4200K Daywhite
1115 6500K White



Model No.

Watts
EQ. Watts
Voltage/Frequency
Luminous Flux
LED Type
CRI
PF
Beam Angle
Body Type
Shape
Dimension
Cutting Size

VT-2908 RD

8W
32W
AC: 100-240V, 50/60Hz
550lm
COB
>80
> 0.5
24'D
Powder Coating Diecast
Round
Ø103 x 75mm
D=Ø80mm



3800230625144
3800230625151
3800230625168

VT-2908 SQ

8W
32W
AC: 100-240V, 50/60Hz
550lm
COB
>80
> 0.5
24'D
Powder Coating Diecast
Square
103 x 103 x 75mm
80 x 80mm



3800230625175
3800230625182
3800230625199

EAN Code 3000K
EAN Code 4500K
EAN Code 6000K



7W N/A 3000K Warmwhite
VT-2807 1110 5000K Daywhite
N/A 6000K White



22W N/A 3000K Warmwhite
VT-2822 1111 5000K Daywhite
N/A 6000K White



30W N/A 3000K Warmwhite
VT-2830 1112 5000K Daywhite
N/A 6000K White



Model No.	VT-2807	VT-2822	VT-2830
Watts	7W	22W	30W
EQ. Watts	18W	55W	75W
Voltage/Frequency	AC: 170-240V, 50/60Hz	AC: 170-240V, 50/60Hz	AC: 170-240V, 50/60Hz
Luminous Flux	550lm	1570lm	2100lm
LED Type	COB.CREE	COB.CREE	COB.CREE
CRI	>80	>80	>80
PF	> 0.8	> 0.8	> 0.9
Beam Angle	20'D	25'D	25'D
Body Type	Ivory White	Ivory White	Ivory White
Shape	Zoom	Zoom	Zoom
Dimension	Ø100 x 76mm	Ø158 x 150mm	Ø190 x 160mm
Cutting Size	D=Ø86mm	D=Ø140mm	D=Ø175mm
			
EAN Code 3000K	N/A	N/A	N/A
EAN Code 4500K	3800230622440	3800230622457	3800230622464
EAN Code 6000K	N/A	N/A	N/A



2100
LUMENS

35W
VT-7035

1091 3000K Warmwhite
1092 4500K Daywhite
1093 6000K White



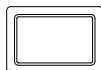
IP66

Model No.	VT-7035
Watts	35W
EQ. Watts	80W
Voltage/Frequency	AC: 85-265V, 50/60Hz
Luminous Flux	2100lm
LED Type	SMD
CRI	> 70
PF	> 0.9
Beam Angle	160'D
Body Type	Powder Coating Aluminum
Shape	Rectangle
IP Rating	IP66
Dimension	170 x 264 x 64mm
Cutting Size	225 x 150mm



EAN Code 3000K
EAN Code 4500K
EAN Code 6000K

3800230626226
3800230626233
3800230626240



**ZOOM
FITTINGS**



20W
VT-2720 1017 3000K Warmwhite
1187 4500K Daywhite
1018 6000K White

2000
LUMENS



48W
VT-1748 N/A 3000K Warmwhite
1197 4500K Daywhite
N/A 6000K White

4000
LUMENS



30W
VT-4530 1193 3000K Warmwhite
1070 4000K Daywhite
1032 6000K White

2400
LUMENS



60W
VT-4560 N/A 3000K Warmwhite
N/A 4500K Daywhite
1198 6000K White

5700
LUMENS



Model No.	VT-2720	VT-1748	VT-4530	VT-4560
Watts	20W	48W	30W	60W
EQ. Watts	80W	250W	120W	300W
Voltage/Frequency	AC: 165-265V, 50/60Hz	AC: 90-240V, 50/60Hz	AC: 165-265V, 50/60Hz	AC: 90-240V, 50/60Hz
Luminous Flux	2000lm	4000lm	2400lm	5700lm
LED Type	COB	COB	COB	SMD
CRI	≥80	>80	>80	> 80
PF	> 0.7	> 0.9	> 0.9	> 0.9
Beam Angle	60°D	48°D	60°D	100°D
Body Type	Aluminum (PKW)	Aluminum	Aluminum, White	Aluminum
Shape	Round.Zoom	Round	Rectangle.Zoom	Rectangle
Dimension	Ø204 x 125mm	Ø250 x 145mm	241 x 154 x 92mm	240 x 145 x 165mm
Cutting Size	D=Ø175mm	D=Ø205mm	132 x 200mm	215 x 215mm
				
EAN Code 3000K	3800230626561	N/A	3800230629937	N/A
EAN Code 4500K	3800230628534	3800157600132	3800230622365	N/A
EAN Code 6000K	3800230626585	N/A	3800230622358	3800157600149



LED DOME LIGHTS

Introducing a customized innovation to an old problem LED DOME LIGHTS, Compact and Easy to install elegant replacement for traditional full round Dome Lights, Creates a perfect fusion between bright and dark spots for ambience of any environment

PRODUCT FEATURES

- 80% Electricity savings as compared to traditional Incandescent Bulbs
- 20,000 hours Lifespan
- Non - Flickering
- No UV Radiation
- Easy Installation
- Premium Quality LED Chip
- Premium Quality Power Driver
- Instant start 0-100% in 0 seconds
- Extreme Weather toleration (-20 to + 45 Degrees Centigrade)

APPLICATIONS

- Mostly used in Parking Lots, Passage's in big areas, Exterior Walls of Prestigious Buildings for ambience, Airports, Ports and Malls





15W
VT-8033

N/A 3000K Warmwhite
5566 4500K Daywhite
N/A 6000K White

1250
LUMENS

EASY TO USE



PLUG AND PLAY

Luxurious **FINISH**
SURFACE MOUNTED

TRIMLESS





15W
VT-8033

N/A 3000K Warmwhite
5567 4500K Daywhite
N/A 6000K White

1250
LUMENS

Model No.	VT-8033	VT-8033
Watts	15W	15W
EQ. Watts	95W	95W
Voltage/Frequency	AC: 220-240V, 50Hz	AC: 220-240V, 50Hz
Luminous Flux	1250lm	1250lm
LED Type	SMD	SMD
CRI	>80	>80
PF	> 0.6	> 0.6
Beam Angle	120°D	120°D
Body Type	PC	PC
Shape	Round	Square
IP Rating	IP20	IP20
Dimension	Ø 220mm x 48mm	220 x 220 x 48mm



EAN Code 3000K
EAN Code 4500K
EAN Code 6000K

N/A
3800157610353
N/A

N/A
3800157610360
N/A



12W
VT-8031

N/A 3000K Warmwhite
5563 4500K Daywhite
5562 6000K White

800
LUMENS



MAXIMUM LIGHT OUTPUT AND
ENERGY EFFICIENT



24W
VT-8032

N/A 3000K Warmwhite
5564 4500K Daywhite
5565 6000K White

1700
LUMENS

Model No.	VT-8031	VT-8032
Watts	12W	24W
EQ. Watts	65W	125W
Voltage/Frequency	AC: 220-240V, 50Hz	AC: 220-240V, 50Hz
Luminous Flux	800lm	1700lm
LED Type	SMD	SMD
CRI	>80	>80
PF	> 0.6	> 0.6
Beam Angle	120°D	120°D
Body Type	Metal + PMMA	Metal + PMMA
Shape	Round	Round
IP Rating	IP20	IP20
Dimension	Ø 250 x 80mm	Ø 320 x 95mm

EAN Code 3000K N/A
EAN Code 4500K 3800157610322
EAN Code 6000K 3800157610315

N/A
3800157610339
3800157610346



17W
VT-8001C

1281 3000K Warmwhite
4965 4500K Daywhite
1282 6000K White



Max. **60W**
VT-8002C

4966
Time Delay
Adjustable



12W
VT-8008 **IP66**

N/A 3000K Warmwhite
4984 4500K Daywhite
4985 6000K White



12W
VT-8008 **IP66**

4981 3000K Warmwhite
4971 4500K Daywhite
4980 6000K White



Model No.	VT-8001C	VT-8002C	VT-8008	VT-8008
Sensor Type	Microwave	Microwave	Microwave	Microwave
Color	White	White	White	Black
Detection Range	360°D	360°D	Max.(0 x H): 10m x 4m, 360°D	Max.(0 x H): 10m x 4m, 360°D
Voltage	AC: 220-240V,50Hz	AC: 220-240V,50Hz	AC: 200-240V,50/60Hz	AC: 200-240V,50/60Hz
Rated Load	Uses Max. 17W(E27)	Uses Max. 60W(E27)	12W	12W
EQ. Watts	100W	As per E27 bulb	60W	60W
Detection Distance	*1-8m (radius)	*1-8m (radius)	*10%/50%/100%	*10%/50%/100%
Time Delay	*10 sec to 12 min	*10 sec to 12 min	10s/lmin/5min/10min/30min	*10s/lmin/5min/10min/30min
Luminous Flux	1300lm	1300lm	840lm	840lm
Body Type	PC Cover	ABS+Plastic+PMMA	ABS+Plastic+PMMA	ABS+Plastic+PMMA
IP Rating	IP44	IP44	IP66	IP66
Dimension	Ø296 x 96mm	Ø296 x 96mm	Ø300 x 100mm	Ø300 x 100mm



EAN Code 3000K
EAN Code 4500K
EAN Code 6000K

3800157612678
3800230625809
3800157612685

3800230625816

N/A
3800157601290
3800157601306

3800230629586
3800230629036
3800230629579



12W
VT-8017

5057 3000K Warmwhite
5058 4500K Daywhite
5059 6000K White



Model No.	VT-8017
Sensor Type	IR Sensor
Color	White
Detection Range	360°D
Voltage	AC: 200-240V, 50Hz
Rated Load	12W (24PCS LED)
EQ. Watts	60W
Detection Distance	max.6m(<24°C)
Time Delay	*10 sec to 3 min
Luminous Flux	800lm
Body Type	ABS+Plastic+PMMA
IP Rating	IP20
Dimension	Φ290 x 60mm



EAN Code 3000K	3800157605250
EAN Code 4500K	3800157605267
EAN Code 6000K	3800157605274





12W
VT-8006

N/A 3000K Warmwhite
4969 4500K Daywhite
N/A 6000K White



12W
VT-8007

N/A 3000K Warmwhite
4970 4500K Daywhite
N/A 6000K White



12W
VT-8009

N/A 3000K Warmwhite
4972 4500K Daywhite
N/A 6000K White



12W
VT-8010

N/A 3000K Warmwhite
4973 4500K Daywhite
1269 6000K White



Model No.	VT-8006	VT-8007	VT-8009	VT-8010
Watts	12W	12W	12W	12W
EQ. Watts	40W	40W	40W	40W
Voltage/Frequency	AC: 200-240V,50/60Hz	AC: 200-240V,50/60Hz	AC: 200-240V,50/60Hz	AC: 200-240V,50/60Hz
Luminous Flux	840lm	840lm	840lm	840lm
IP Rating	IP65	IP65	IP65	IP65
CRI	>70	>70	>70	>70
PF	>0.9	>0.9	>0.9	>0.9
Beam Angle	110°D	110°D	110°D	110°D
Color of Fixture	Black	Black	Black	Black
Body Type	Plastic Clad Aluminum	Plastic Clad Aluminum	Plastic Clad Aluminum	Plastic Clad Aluminum
Shape	Half-Round	Full-Round	Half-Oval	Full-Oval
Dimension	Ø300 x 100mm	Ø300 x 100mm	290 x 200 x 100mm	290 x 200 x 100mm



EAN Code 3000K
EAN Code 4500K
EAN Code 6000K

N/A
3800230629012
N/A

N/A
3800230629029
N/A

N/A
3800230629043
N/A

N/A
3800230629050
N/A



8W

VT-8014

4999 3000K Warmwhite
N/A 4500K Daywhite
4997 6000K White



12W

VT-8015

4998 3000K Warmwhite
5050 4500K Daywhite
4996 6000K White



12W

VT-8016

N/A 3000K Warmwhite
5054 4500K Daywhite
5053 6000K White



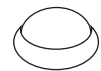
12W

VT-8007

N/A 3000K Warmwhite
4983 4500K Daywhite
N/A 6000K White



Model No.	VT-8014	VT-8015	VT-8016	VT-8007
Watts	8W	12W	12W	12W
EQ. Watts	20W	40W	40W	40W
Voltage/Frequency	AC: 200-240V, 50Hz	AC: 200-240V, 50Hz	AC: 200-240V, 50Hz	AC: 200-240V, 50/60Hz
Luminous Flux	560lm	840lm	840lm	840lm
IP Rating	IP66	IP66	IP66	IP66
CRI	>70	>70	>70	>70
PF	>0.5	>0.5	>0.5	>0.9
Beam Angle	120°D	120°D	120°D	110°D
Color of Fixture	White	White	White	White
Body Type	Plastic Clad Aluminum	Plastic Clad Aluminum	Plastic Clad Aluminum	Plastic Clad Aluminum
Shape	Round	Round	Oval	Full-Round
Dimension	Ø178 x 80mm	Ø220 x 105mm	245 x 165 x 96mm	Ø300 x 100mm



EAN Code 3000K
EAN Code 4500K
EAN Code 6000K

3800157602556
N/A
3800157602259

3800157602549
3800157603294
3800157602228

N/A
3800157603331
3800157603324

N/A
3800157601283
N/A



12W
VT-8006

N/A 3000K Warmwhite
4986 4500K Daywhite
N/A 6000K White



12W
VT-8015

N/A 3000K Warmwhite
5052 4500K Daywhite
5051 6000K White

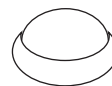


12W
VT-8016

N/A 3000K Warmwhite
5056 4500K Daywhite
5055 6000K White



Model No.	VT-8006	VT-8015	VT-8016
Watts	12W	12W	12W
EQ. Watts	40W	40W	40W
Voltage/Frequency	AC: 200-240V,50/60Hz	AC: 200-240V, 50Hz	AC: 200-240V, 50Hz
Luminous Flux	840lm	840lm	840lm
IP Rating	IP66	IP66	IP66
CRI	>70	>70	>70
PF	>0.9	>0.5	>0.5
Beam Angle	110°D	120°D	120°D
Color of Fixture	White	Black	Black
Body Type	Plastic Clad Aluminum	Plastic Clad Aluminum	Plastic Clad Aluminum
Shape	Half-Round	Round	Oval
Dimension	Ø300 x 100mm	Ø220 x 105mm	245 x 165 x 96mm




EAN Code 3000K
EAN Code 4500K
EAN Code 6000K

N/A
3800157601313
N/A

N/A
3800157603317
3800157603300

N/A
3800157603980
3800157603348



MOTION SENSORS

Many areas like lobbies, parking garages, staircases remain unused for long hours, but do need lighting to be lit automatically in case of movement. A motion sensor is a device which detects movements, and in some cases light conditions and then transmits a signal for illumination.

PRODUCT FEATURES

- Power saving
- Available for in-door and out door purposes
- Compatible with most of our models
- Proven quality from reliable suppliers
- Wide range of models to choose from

APPLICATIONS

- Outdoor Areas like parking garages, Gardens compounds and yards
- Indoor areas like walkways, lobbies and staircases.



Max. **1000W** 5086
VT-8027 Time Delay
Adjustable



Max. **1000W** 5087
VT-8027 Time Delay
Adjustable



Model No.	VT-8027	VT-8027
Sensor Type	Infrared	Infrared
Color	White	Black
Detection Range	360°D	360°D
Voltage	AC: 220-240V,50Hz	AC: 220-240V,50Hz
Rated Load	Max.1000W	Max.1000W
Detection Distance	Max.6m (<24° C)	Max.6m (<24° C)
Time Delay	*10sec±3sec-5min±1 min	*10sec±3sec-5min±1 min
Ambient Light	*<3-2000LUX	*<3-2000LUX
Body Type	PC	PC
Detector	One	One
IP Rating	IP20	IP20
Dimension	625 x 220 x 265mm	625 x 220 x 265mm

EAN Code **3800157600071**

3800157606875



IP44

Max. **400W**
VT-8028

5088
Time Delay
Adjustable



IP44

Max. **400W**
VT-8028

5089
Time Delay
Adjustable



Max. **300W**
VT-8029

5090
Time Delay
Adjustable



Max. **400W**
VT-8030

5091
PIR Sensor
Moving Head



Model No.	VT-8028	VT-8028	VT-8029	VT-8030
Sensor Type	Infrared	Infrared	Infrared	Infrared
Color	White	Black	White	White
Detection Range	180'D	180'D	360'D	360'D
Voltage	AC: 220-240V,50/60Hz	AC: 220-240V,50/60Hz	AC: 220-240V,50/60Hz	AC: 220-240V,50/60Hz
Rated Load	Max.400W	Max.400W	Max.300W	Max.400W
Detection Distance	Max.6m (<24° C)	Max.6m (<24° C)	Max.6m (<24° C)	Max.6m (<24° C)
Time Delay	*10sec±3sec-5min±1min	*10sec±3sec-5min±1min	*10sec±3sec-5min±1min	*10sec±3sec-5min±1min
Ambient Light	*<3-2000LUX	*<3-2000LUX	*<3-2000LUX	*<3-2000LUX
Body Type	PC	PC	PC	PC
IP Rating	IP20	IP20	IP20	IP20
Dimension	445 x 345 x 19mm	445 x 345 x 19mm	10 x 78 x 82mm	98 x 73 x 82mm

EAN Code	3800157609197	3800157609203	3800157609210	3800157609227
----------	---------------	---------------	---------------	---------------



Max. **60W**
VT-8005 4982
Time Delay
Adjustable



• IP44

Max. **300W**
VT-8003 4967
Time Delay
Adjustable



• IP44

Max. **300W**
VT-8003 5077
Time Delay
Adjustable



Model No.	VT-8005	VT-8003	VT-8003
Sensor Type	Infrared	Infrared	Infrared
Color	White	White	Black
Detection Range	360°D	180°D	180°D
Voltage	AC: 110-240V,50/60Hz	AC: 220-240V,50Hz	AC: 220-240V,50Hz
Rated Load	Max.60W(E27)	Max.300W	Max.300W
Detection Distance	Max.6m (<24° C)	max.12m (<24° C)	max.12m (<24° C)
Time Delay	*10sec±3sec-5min±1 min	*10 sec to 7min	*10 sec to 7min
Ambient Light	*<3-2000LUX	*<3-2000LUX	*<3-2000LUX
Body Type	Plastic	PC	PC
Detector	/	One	One
IP Rating	IP20	IP44	IP44
Dimension	Ø55.5 x 116.5mm	86.4 x 60.4 x 98mm	86.4 x 60.4 x 98mm



EAN Code

3800157600071

3800230625823

3800157606875



Max. **300W**
VT-8004

4968
Time Delay
Adjustable



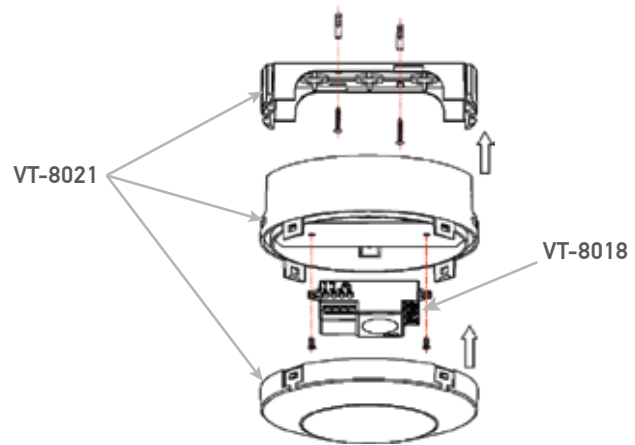
Max. **300W**
VT-8018

5078
Time Delay
Adjustable



IP65
VT-8021

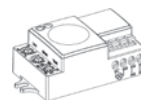
5079
HOUSING FOR
MICROWAVE SENSOR



Model No.	VT-8004	VT-8018	VT-8021
Sensor Type	Infrared	Microwave	Microwave
Color	White	White	White
Detection Range	360°D	180°/360°D	-
Voltage	AC: 220-240V,50Hz	AC: 220-240V,50/60Hz	-
Rated Load	Max.300W	Max.300W	-
Detection Distance	max.12m (<24° C)	*1-8m (radius)	-
Time Delay	*10 sec to 7 min	*5 sec to 15 min	-
Ambient Light	*<3-2000LUX	*<3-2000LUX	-
Body Type	PC	Plastic	Plastic
Detector	Three	One	-
IP Rating	IP44	IP20	IP65
Dimension	88 x 55mm	37 x 25 x 61.5mm	Φ134 x 66.5mm



EAN Code **3800230625830**



3800157606882




3800157606899



IP44

IP44 5081
Time Delay
Adjustable
VT-8019



Max. **800W** 5082
Time Delay
Adjustable
VT-8022



Max. **1200W** 5083
Time Delay
Adjustable
VT-8023



Model No.	VT-8019	VT-8022	VT-8023
Sensor Type	Photocell	IR Motion	Microwave
Color	White	White	White
Detection Range	360°D	120°/360°D	180°D
Voltage	AC: 110-240V, 50/60Hz	AC: 110-240V, 50/60Hz	AC: 220-240V, 50/60Hz
Rated Load	Max.500/800W	Max.500/800W	Max.1200W
Detection Distance	3m/6m(choice) (<24°C)	3m/6m(choice) (<24°C)	*5m - 15m
Time Delay	*5 sec to 8 min	*5 sec to 8 min	*10 sec to 12 min
Ambient Light	*<5-15LUX	*<10-2000LUX	*<3-2000LUX
Body Type	Plastic	Plastic	Plastic
Detector	One	One	One
IP Rating	IP44	IP20	IP20
Dimension	35.5 x 46 x 44.1mm	36.8 x 25.5 x 55.4mm	80 x 80 x 32mm



EAN Code

3800157608015

3800157608022

3800157608039



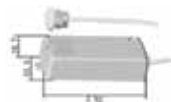
Max. **300/500W** 5084
VT-8025 ON/OFF VIA
MOVING HAND



Max. **300/500W** 5085
VT-8026 ON/OFF VIA THE OPENING
AND CLOSING OFF THE DOOR



Model No.	VT-8025	VT-8026
Sensor Type	Motion	Motion
Color	White	White
Detection Range	360°D	360°D
Voltage	AC: 110-240V, 50/60Hz	AC: 110-240V, 50/60Hz
Rated Load	Max.300/500W	Max.300/500W
Detection Distance	5cm/6cm (<24°C)	5cm/6cm (<24°C)
Body Type	Plastic	Plastic
Detector	One	One
IP Rating	IP20	IP20
Dimension	35.5 x 78.2 x 18.7mm	35.5 x 78.2 x 18.7mm



EAN Code 3800157608046



EAN Code 3800157608053



LED TABLE LAMPS

Our most cozy and favorite corners, be it at work or at home, while you are working, or relaxing and reading a book, always deserve the best lighting conditions. To cater to this need we bring to you an exclusive range of LED table lamps. designed with a touch of class, these lamps deliver very smooth lighting with suitable functions to set the right mood and ambiance.

PRODUCT FEATURES

- Energy efficient ways of keeping it that way.
- Adjustable direction
- Multiple functions like dimming, color changing.
- With USB charging functionality.
- Sleek and modern design

APPLICATIONS

- Table lamps can be used in any space, though they are most often found in bedrooms, living rooms at home next to sofas, chairs or beds. it is also a good accessory to be a part of the office decor.





120°
BEAM ANGLE

DIMMABLE

7W
VT-1007D 7034 5000K White



120°
BEAM ANGLE

DIMMABLE

7W
VT-1007D 7042 5000K White



120°
BEAM ANGLE

DIMMABLE

7W
VT-1007D 7043 5000K White



Smooth & Sleek
TOUCH BUTTONS

Model No.	VT-1007D	VT-1007D	VT-1007D
Watts	7W	7W	7W
Voltage	AC: 100-240V, 50/60Hz	AC: 100-240V, 50/60Hz	AC: 100-240V, 50/60Hz
Lumens	400lm	400lm	400lm
IP Rating	IP20	IP20	IP20
CRI	> 80	> 80	> 80
PF	>0.45	>0.45	>0.45
Beam Angle	120'D	120'D	120'D
Color of Fixture	Grey	Pink	Blue
Body Type	ABS	ABS	ABS
Size	170 x 415 x 135mm	170 x 415 x 135mm	170 x 415 x 135mm

EAN Code 5000K

3800157603836

3800157605311

3800157605328



120°
BEAM ANGLE

DIMMABLE

7W
VT-1009

COLOR CHANGEABLE

7039 { 3000K Warmwhite
4000K Daywhite
5000K White



120°
BEAM ANGLE

DIMMABLE

7W
VT-1009

COLOR CHANGEABLE

7040 { 3000K Warmwhite
4000K Daywhite
5000K White



120°
BEAM ANGLE

DIMMABLE

7W
VT-1008D

7035 5000K White



120°
BEAM ANGLE

DIMMABLE

10W
VT-1010D

COLOR CHANGEABLE

USB CHARGING

7033 { 3000K Warmwhite
4000K Daywhite
5000K White

Model No.	VT-1009	VT-1009	VT-1008D	VT-1010D
Watts	7W	7W	7W	10W
Voltage	AC: 100-240V, 50/60Hz	AC: 100-240V, 50/60Hz	AC: 100-240V, 50/60Hz	AC: 100-240V, 50/60Hz
Lumens	650lm	650lm	400lm	700lm
IP Rating	IP20	IP20	IP20	IP20
CRI	> 80	> 80	> 80	> 80
PF	>0.45	>0.45	>0.45	>0.45
Beam Angle	120°D	120°D	120°D	120°D
Color of Fixture	White	Black+White	White	White with Silver
Body Type	ABS+Aluminum	ABS+Aluminum	ABS	ABS+Aluminum
Size	240 x 396 x 180mm	240 x 396 x 180mm	170 x 352 x 113mm	325 x 425 x 205mm

EAN Code 3000K
 EAN Code 4000K
 EAN Code 5000K

3800157605281

3800157605298

N/A
 N/A
 3800157603843

3800157603829



6W
VT-1012 TOUCH DIMMING
7049 4000K Daywhite



6W
VT-1012 TOUCH DIMMING
7050 4000K Daywhite



5W
VT-1015
7051 4000K Daywhite



5W
VT-1015
7052 4000K Daywhite



Model No.	VT-1012	VT-1012	VT-1015	VT-1015
Watts	6W	6W	5W	5W
Voltage	AC: 100-240V, 50/60Hz	AC: 100-240V, 50/60Hz	AC: 100-240V, 50/60Hz	AC: 100-240V, 50/60Hz
Lumens	230lm	230lm	360lm	360lm
IP Rating	IP20	IP20	IP20	IP20
CRI	> 80	> 80	> 80	> 80
PF	>0.45	>0.45	>0.45	>0.45
Beam Angle	360°D	360°D	90°D	90°D
Color of Fixture	Light Wooden	Matt White	White	Black
Body Type	ACRYLIC + ABS	ACRYLIC + ABS	ABS + Metal	ABS + Metal
Size	108 x 172mm	108 x 172mm	210 x 136 x 32mm	210 x 136 x 32mm

EAN Code 4000K

3800157610452

3800157610469

3800157610650

3800157610667



4W

VT-1014

7098 { 3000K Warmwhite
4000K Daywhite
5000K White

4W

VT-1014

7099 { 3000K Warmwhite
4000K Daywhite
5000K White

4W

VT-1014

8500 { 3000K Warmwhite
4000K Daywhite
5000K White

Model No.	VT-1014	VT-1014	VT-1014
Watts	4W	4W	4W
Voltage	AC: 100-240V, 50/60Hz	AC: 100-240V, 50/60Hz	AC: 100-240V, 50/60Hz
Lumens	550lm	550lm	550lm
IP Rating	IP20	IP20	IP20
CRI	> 80	> 80	> 80
PF	>0.45	>0.45	>0.45
Beam Angle	120'D	120'D	120'D
Color of Fixture	White + Silver	White + Gold	Black
Body Type	ABS + PC + Aluminum	ABS + PC + Aluminum	ABS + PC + Aluminum
Size	200 x 50 x 263mm	200 x 50 x 263mm	200 x 50 x 263mm

EAN Code 3000K }
EAN Code 4000K }
EAN Code 5000K }

3800157616980

3800157616997

3800157617215



7W
VT-1017

7053 4000K Daywhite



7W
VT-1017

7054 4000K Daywhite



Max.60W
VT-7500

7055 4000K Daywhite



Max.60W
VT-7500

7056 4000K Daywhite



Model No.	VT-1017	VT-1017	VT-7500	VT-7500
Watts	7W	7W	Max-60W	Max-60W
Voltage	AC: 100-240V, 50/60Hz	AC: 100-240V, 50/60Hz	AC: 100-240V, 50/60Hz	AC: 100-240V, 50/60Hz
Lumens	420lm	420lm	N/A	N/A
IP Rating	IP20	IP20	IP20	IP20
CRI	> 80	> 80	N/A	N/A
PF	>0.45	>0.45	N/A	N/A
Beam Angle	120°D	120°D	120°D	120°D
Color of Fixture	White	Black	White	Black
Body Type	ABS + Metal	ABS + Metal	ABS + Metal	ABS + Metal
Size	376 x 166 x 270mm	376 x 166 x 270mm	255 x 225 x 1800mm	255 x 225 x 1800mm

EAN Code 4000K

3800157610674

3800157610674

3800157610698

3800157610704



SAND FINISH



Model No.

SKU Code

Voltage

Max.Watts

IP Rating

Holder

Color of Fixture

Body Type

Size

VT-7600

3703

AC: 220-240V, 50/60Hz

60W

IP20

E27

Matt Black

Aluminum + Glass

200 x 200 x 1600mm

VT-7600

3704

AC: 220-240V, 50/60Hz

60W

IP20

E27

White

Aluminum + Glass

200 x 200 x 1600mm

EAN Code

3800157610766

3800157610773



LED OUTDOOR LIGHTS

Transform the exteriors of a Building or a Garden into a Beautiful piece of Architecture. Simultaneously help navigate obstacles at night, prevent accidents and provide security


PRODUCT FEATURES

- Perfect replacement for traditional fittings as they are more flexible & efficient
- Work perfectly in extreme temperatures from -20° to $+45^{\circ}$ without any adverse effects
- Specifically designed for Outdoor use
- IP65/67 Protection Rating to ensure safety
- Low Maintenance
- Outstanding Colour options and settings

APPLICATIONS

- Used for Gardens, Outdoor Residential Areas, Walkways & Passages, Driveways, Fountains, Lawns, Entrance, Patio or Terrace and similar environments





Solar LED Wall Light With Sensor

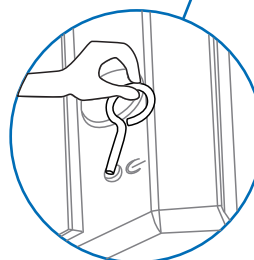
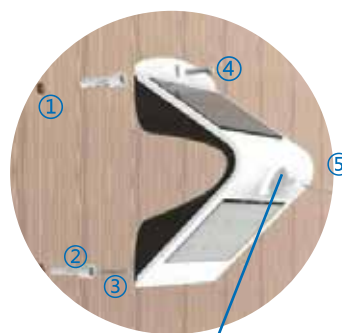


1.5W
VT-767
7096



1.5W
VT-767
7097

Watts:	1.5W
Lumens:	2001m
Color:	4000k+3000k
No. of LED:	10pcs (Front 8pcs, Back 2 pcs)
Voltage:	3.7V Lithium Battery 1200mA
Detecting Angle:	120°
Sensing Range	2-6mtrs
Charging Time:	6-7 hrs Sunlight Charging
Working Time:	Min 8 hrs- Max 24 hrs
Protection Rating:	1P65
Material:	High quality Mono crystal Silicon
Size:	152 x 96x83.4
Housing color:	White - Black



- ① Hole
- ② Expansion Plug
- ③ Screw
- ④ Mounting Hole
- ⑤ Unlock Pin





IP65
VT-721 UG

4791
Type: Underground



IP65
VT-722

4793
Type: Wall



IP67
VT-723 UG

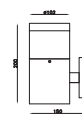
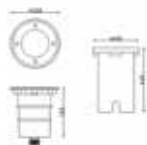
4792
Type: Underground



IP44
VT-726

7032
Type: Wall

Model No.	VT-721 UG	VT-722	VT-723 UG	VT-726
Type	Underground	Wall	Underground	Wall
Suitable	LED Fitting	LED Fitting	LED Fitting	LED Fitting
Holder	GU10	GU10	GU10	E27
Material	Aluminum, 304SS, Glass	304SS, Glass	Aluminum, 304SS, Glass	304SS Lampbody, Frosted PC
Color	Black Lamp Body	Silver	Black Lamp Body	Satin Nickle
IP Rating	IP65	IP65	IP67	IP44
Dimension	101 x 109 x 145mm	D=Ø60mm H=156mm	D= Ø95mm H=317mm	D=Ø102mm H=200mm



EAN Code

3800230625267

3800230625281

3800230625267

3800157603713



18W 5103 RGB
VT-1233 5106 3000K Warmwhite
5102 6000K White

100W
EQUIVALENT

GLASS
BODY TYPE

120°
BEAM ANGLE

IP68

IP68



18W N/A RGB
VT-1235 5105 3000K Warmwhite
5104 6000K White

100W
EQUIVALENT

180°
BEAM ANGLE

MOUNTED
SURFACE

Model No.

Watts

EQ. Watts

Voltage/Frequency

Luminous Flux

Beam Angle

Body Type

IP Rating

Dimension

VT-1233

18W

100W

AC:12V,50/60Hz

1100lm

120'D

Thick Glass

IP68

D:168mm x H:105mm

VT-1235

18W

100W

AC:12V,50/60Hz

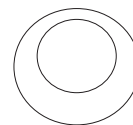
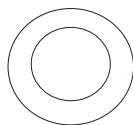
1100lm

180'D

PVC Case

IP68

D:298mm x H:76mm



EAN Code 3000K
EAN Code 4500K
EAN Code 6000K

3800157601115
3800230627124
3800230627117

3800157601108
N/A
3800157601092



GARDEN LAMPS

VTAC LED presents, the perfect outdoor lighting to make your garden glow after the sun goes down. Step outside with our wide range of contemporary outdoor lighting and decorate your pathways, walls, floors and ceilings with our modern designs.

PRODUCT FEATURES

- Traditional Garden Lamps designed to fit the Modern day requirements
- Available in different designs, shapes and sizes
- Waterproof Lamps available in series of IP rating from IP 44 to IP 66
- Easy installation
- Applicable with GU10 -E27 base lights
- Suitable for Walls, Floor, Pathways and Ceiling Lights

APPLICATIONS

Suitable for Outdoor Lighting





VT-745
Wall Lamp
7064



VT-745
Wall Lamp
7065



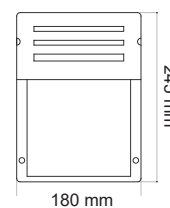
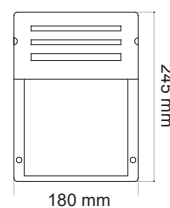
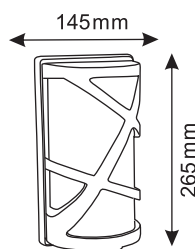
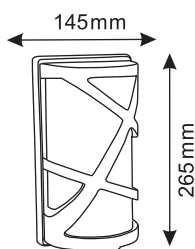
VT-754
Wall Lamp
7077



VT-754
Wall Lamp
7076



Model No.	VT-745	VT-745	VT-754	VT-754
SKU Code	7064	7065	7077	7076
Voltage	AC: 220-240V	AC: 220-240V	AC: 220-240V	AC: 220-240V
Max.Watts	40W	40W	40W	40W
IP Rating	IP54	IP54	IP44	IP44
Holder	E27	E27	E27	E27
Color of Fixture	Matt Black	Dark Grey	White	Black
Body Type	Aluminum + Glass	Aluminum + Glass	Aluminium + Glass	Aluminium + Glass
Size	145 x 295mm	145 x 295mm	245 x 180 x 93mm	245 x 180 x 93mm



EAN Code

3800157614399

3800157614405

3800157616300

3800157616294



VT-730
Wall Lamp
7046



VT-731
Wall Lamp
7047

 **IP44**

Model No.

SKU Code

Voltage

Max.Watts

IP Rating

Holder

Color of Fixture

Body Type

Size

VT-730

7046

AC: 220-240V

40W

IP44

E27

Black

Aluminum + Glass

200 x 238mm

VT-731

7047

AC: 220-240V

40W

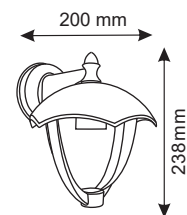
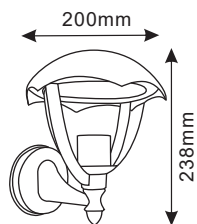
IP44

E27

Black

Aluminum + Glass

200 x 238mm



EAN Code

3800157610391

3800157610407



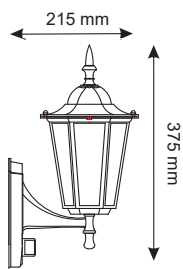
VT-751
 Wall Lamp
 7070



VT-751
 Wall Lamp
 7071

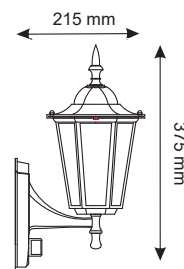
 **IP44**

Model No.	VT-751	VT-751
SKU Code	7070	7071
Voltage	AC: 220-240V	AC: 220-240V
Max.Watts	40W	40W
IP Rating	IP44	IP44
Holder	E27	E27
Color of Fixture	Black	White
Body Type	Aluminium + Glass	Aluminium + Glass
Size	215 x 170 x 375mm	215 x 170 x 375mm



EAN Code

3800157616232



3800157616249



VT-749
Wall Lamp
7066



VT-749
Wall Lamp
7067

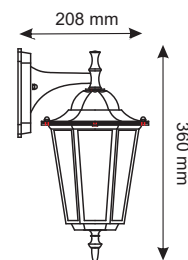
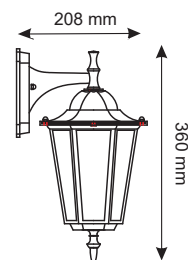
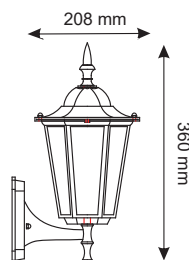
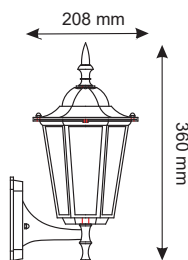


VT-750
Wall Lamp
7068



VT-750
Wall Lamp
7069

Model No.	VT-749	VT-749	VT-750	VT-750
SKU Code	7066	7067	7068	7069
Voltage	AC: 220-240V	AC: 220-240V	AC: 220-240V	AC: 220-240V
Max.Watts	40W	40W	40W	40W
IP Rating	IP44	IP44	IP44	IP44
Holder	E27	E27	E27	E27
Color of Fixture	Black	White	Black	White
Body Type	Aluminium + Glass	Aluminium + Glass	Aluminium + Glass	Aluminium + Glass
Size	208 x 170 x 360mm	208 x 170 x 360mm	208 x 170 x 360mm	208 x 170 x 360mm



EAN Code

3800157616195

3800157616201

3800157616218

3800157616225



 **IP44**

VT-753
 Stand Lamp
 7074



 **IP44**

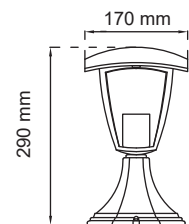

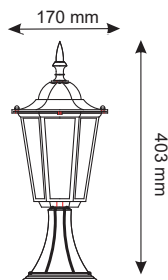
VT-753
 Stand Lamp
 7075



 **IP65**

VT-734
 Stand Lamp
 7057

Model No.	VT-753	VT-753	VT-734
SKU Code	7074	7075	7057
Voltage	AC: 220-240V	AC: 220-240V	AC: 220-240V
Max.Watts	40W	40W	60W
IP Rating	IP44	IP44	IP65
Holder	E27	E27	E27
Color of Fixture	Black	White	Black
Body Type	Aluminium + Glass	Aluminium + Glass	Aluminum + Glass
Size	170 x 170 x 403mm	170 x 170 x 403mm	170 x 290mm



EAN Code

3800157616270


3800157616287

3800157612609



VT-752

Ceiling Lamp
7072



VT-752

Ceiling Lamp
7073



VT-735

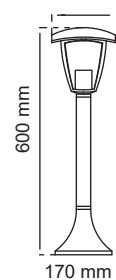
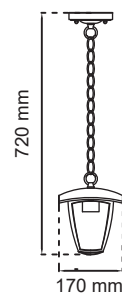
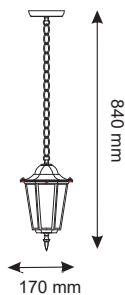
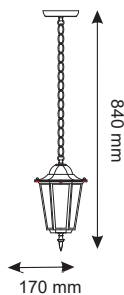
Ceiling Lamp
7058



VT-736

Stand Lamp
7059

Model No.	VT-752	VT-752	VT-735	VT-736
SKU Code	7072	7073	7058	7059
Voltage	AC: 220-240V	AC: 220-240V	AC: 220-240V	AC: 220-240V
Max.Watts	40W	40W	60W	60W
IP Rating	IP44	IP44	IP44	IP44
Holder	E27	E27	E27	E27
Color of Fixture	Black	White	Black	Black
Body Type	Aluminium + Glass	Aluminium + Glass	Aluminium + Glass	Aluminium + Glass
Size	170 x 170 x 840mm	170 x 170 x 840mm	170 x 720mm	170 x 600mm



EAN Code

3800157616256

3800157616263

3800157612616

3800157612623



VT-737
Stand Lamp
7060



VT-738
Stand Lamp
7061



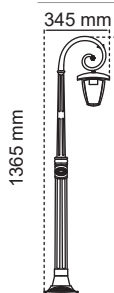
VT-739
Stand Lamp
7062



VT-740
Stand Lamp
7063

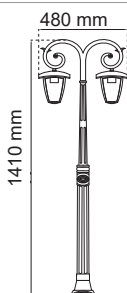


Model No.	VT-737	VT-738	VT-739	VT-740
SKU Code	7060	7061	7062	7063
Voltage	AC: 220-240V	AC: 220-240V	AC: 220-240V	AC: 220-240V
Max.Watts	60W	60W x 2	60W x 2	60W x 3
IP Rating	IP44	IP44	IP44	IP44
Holder	E27	E27	E27	E27
Color of Fixture	Black	Black	Black	Black
Body Type	Aluminum + Glass	Aluminum + Glass	Aluminum + Glass	Aluminum + Glass
Size	345 x 1365mm	480 x 1410mm	500 x 1990mm	500 x 1990mm




EAN Code


3800157612630



3800157612647



3800157612654



3800157612661



LED WALL LIGHTS

Presenting modern wall lights, the perfect replacement from the old tradition lights. A combination which can be applied for indoor and outdoor lighting. Style up your bedroom, hall or even pathways with the soft light illuminated from our design.

PRODUCT FEATURES

- Modern Wall lights available in sleek and stylish designs.
- Adjustable Beam Angle.
- Available in Black, Grey & White Colors
- Easy installation
- Perfect for Halls, Pathways, Bedroom, Kitchen & Terrace

APPLICATIONS

- Suitable for Residential lighting, Hotels, Restaurants, Resorts, Residential Lighting and similar environment





6W
VT-759



7078 3000K Warmwhite
7087 4000K Daywhite
N/A 6000K White

Beam angle adjustable



IP65



6W
VT-759



7079 3000K Warmwhite
7088 4000K Daywhite
N/A 6000K White

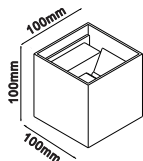


6W
VT-759



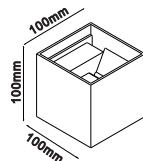
7080 3000K Warmwhite
7089 4000K Daywhite
N/A 6000K White

Model No.	VT-759	VT-759	VT-759
Watts	6W	6W	6W
Voltage	AC: 110-240V, 50/60Hz	AC: 110-240V, 50/60Hz	AC: 110-240V, 50/60Hz
Lumens	660lm	660lm	660lm
IP Rating	IP65	IP65	IP65
CRI	> 80	> 80	> 80
PF	>0.45	>0.45	>0.45
Beam Angle	0~120'D	0~120'D	0~120'D
Color of Fixture	Black	White	Grey
Body Type	Aluminium	Aluminium	Aluminium
Size	100 x 100 x 100mm	100 x 100 x 100mm	100 x 100 x 100mm

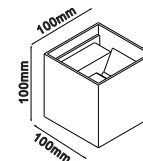


EAN Code 3000K
EAN Code 4000K
EAN Code 6000K

3800157616379
3800157616874
N/A



3800157616386
3800157616881
N/A



3800157616393
3800157616898
N/A



Beam angle adjustable

IP65



6W
VT-756



7081 3000K Warmwhite
7090 4000K Daywhite
N/A 6000K White

6W
VT-756




7082 3000K Warmwhite
7091 4000K Daywhite
N/A 6000K White

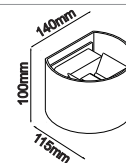
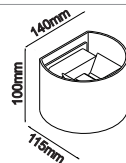
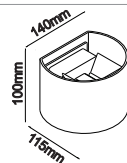


6W
VT-756

7083 3000K Warmwhite
7092 4000K Daywhite
N/A 6000K White



Model No.	VT-756	VT-756	VT-756
Watts	6W	6W	6W
Voltage	AC: 110-240V, 50/60Hz	AC: 110-240V, 50/60Hz	AC: 110-240V, 50/60Hz
Lumens	660lm	660lm	660lm
IP Rating	IP65	IP65	IP65
CRI	> 80	> 80	> 80
PF	>0.45	>0.45	>0.45
Beam Angle	0~60'D	0~60'D	0~60'D
Color of Fixture	Black	White	Grey
Body Type	Aluminium	Aluminium	Aluminium
Size	D:136 x 100mm	D:136 x 100mm	D:136 x 100mm



EAN Code 3000K 3800157616409
EAN Code 4000K 3800157616904
EAN Code 6000K N/A


3800157616416
3800157616911
N/A

3800157616423
3800157616928
N/A



5W
VT-757

7086 3000K Warmwhite
7093 4000K Daywhite
N/A 6000K White



Rotatable



5W
VT-758

7084 3000K Warmwhite
7094 4000K Daywhite
N/A 6000K White

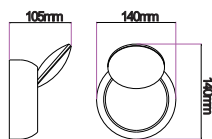


5W
VT-758

7085 3000K Warmwhite
7095 4000K Daywhite
N/A 6000K White

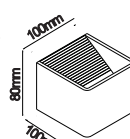


Model No.	VT-757	VT-758	VT-758
Watts	5W	5W	5W
Voltage	AC: 110-240V, 50/60Hz	AC: 110-240V, 50/60Hz	AC: 110-240V, 50/60Hz
Lumens	560lm	560lm	560lm
IP Rating	IP20	IP20	IP20
CRI	> 80	> 80	> 80
PF	>0.45	>0.45	>0.45
Beam Angle	0~360°D	120°D	120°D
Color of Fixture	White	Black	White
Body Type	Aluminium	Aluminium	Aluminium
Size	D:140 x 65mm	100 x 100 x 80mm	100 x 100 x 80mm

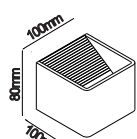


3800157616454
3800157616935
N/A

EAN Code 3000K
EAN Code 4000K
EAN Code 6000K



3800157616430
3800157616942
N/A



3800157616447
3800157616959
N/A



LED DISPLAY SCREEN

VTAC LED's Display screen series perfectly designed for the best video output and display of images and information. Offering Display color of 281 trillions(synchronized). The perfect product for advertising and marketing.

PRODUCT FEATURES

- Powerful LED display screen available in Indoor and Outdoor series
- Displays digital content such as Video, Images & Information
- Good Brand Value addition for Advertising

APPLICATIONS


- Suitable for Outdoor and Indoor Advertising, Marketing





OUTDOOR **P6** DISPLAY SCREEN

P6
Outdoor LED Finished Cabinet
SKU 11078
EAN Code: 3800157617475



Screen Parameter

Pixel density	27777dots/sqm
Brightness	6500nits
Optimum view distance	more than 6m
Gray scale	16bits
Display color	281 trillions(synchronized)
Operation power	220V-240V
Max power consumption	1350W/sqm
Control Mode	Synchronized
Refresh Frequency	400-800HZ
Fram Frequency	60HZ
Surport signal input	S-Video,RGBHV,YUV etc.
Control Distance	UTP140M,SINGLE MODE FIBER 15KM
Operating Humidity	10%-90%
Life span(50% brightness)	100000hrs
IP(Front/Rear)	IP65/IP45

LED Cabinet Parameter

Cabinet size(L*H*D)	768*768mm
Cabinet resolution	128*128
Module quantity each cabinet	4*4=16
Average power consumption	800w/cabinet
Cabinet material	Iron
Cabinet size	25kg/cabinet

LED Module Parameter

Pixel pitch	6mm
LED specification	SMD3535
LED configuration	SMD 3 in 1
Module size	192*192mm
Module resolution	32*32=1024dot
Drive Method	1/8 scan constant current
Drive IC	SM16106


INDOOR P5 DISPLAY SCREEN

P5

Indoor LED Finished Cabinet

SKU 11077

EAN Code: 3800157617468



Screen Parameter

Pixel density	40000dots/sqm
Brightness	1800nits
Optimum view distance	more than 5m
Gray scale	16bits
Display color	281 trillions(synchronized)
Operation power	220V-240V
Max power consumption	750W/sqm
Control Mode	Synchronized
Refresh Frequency	400-700HZ
Fram Frequency	60HZ
Surport signal input	S-Video,RGBHV,YUV etc.
Control Distance	UTP140M,SINGLE MODE FIBER 15KM
Life span(50% brightness)	100000hrs
IP(Front/Rear)	IP20

LED Cabinet Parameter

Cabinet size(L*H*D)	640*640mm
Cabinet resolution	128*128
Module quantity each cabinet	2*4=8
Average power consumption	300w/cabinet
Cabinet material	Iron
Cabinet size	8kg/cabinet

LED Module Parameter

Pixel pitch	5mm
LED specification	SMD3528
LED configuration	SMD 3 in 1
Module size	320*160mm
Module resolution	64*32=2048dot
Drive Method	1/16 scan constant current
Drive IC	SM16106



V-TAC[®]
GALLERY

add luxury 
TO YOUR HOME

Easy - Elegant - *Stylish*

Offering cutting edge designs as per your mood. From warm to bright task lighting, our pendants come in a wide variety of styles, colors and materials

- Stylish pendant lamps and holders available in various shapes and sizes.
- Most suitable with A60, Candle, ST-64 & Globe Bulb Series.
- Easy to Install.
- Vibrant & elegant colors available.
- Applicable with E14 & E27 base, up to 60W applicable.
- Pendant lamps available in Copper, Glass, Sandfinish & Wooden series.
- Pendant holders available in Bottle Shape, Chrome, Wooden, Concrete, Metal & Porcelain series.



PENDANTS COPPER SERIES



VT-8300
Rose Gold
SKU3710



VT-8150
Chrome
SKU 3712



VT-8150
Rose Gold
SKU3713



VT-8220
Rose Gold
SKU 3711



VT-8255
Rose Gold
SKU 3709

Model No.	VT-8300	VT-8150	VT-8220	VT-8255
Max.Watt:	60W	60W	60W	60W
Input Voltage:	AC 220-240V,50Hz	AC 220-240V,50Hz	AC 220-240V,50Hz	AC 220-240V,50Hz
Holder:	E27	E27	E27	E27
Material:	Iron with Electric Copper Paint			
Wire Length:	1 MTR	1 MTR	1 MTR	1 MTR
Size:	Ø300mm	Ø150mm	Ø220mm	Ø250mm
EAN Code:	3800157610834	3800157610865	3800157610841	3800157610827





VT-8180
Chrome
SKU 3707



VT-8180
Rose Gold
SKU 3708



VT-8170
Rose Gold
SKU 3714



VT-8230
Rose Gold
SKU 3715

Model No.	VT-8180	VT-8180	VT-8170	VT-8230
Max.Watt:	60W	60W	60W	60W
Input Voltage:	AC 220-240V,50Hz	AC 220-240V,50Hz	AC 220-240V,50Hz	AC 220-240V,50Hz
Holder:	E27	E27	E27	E27
Material:	Iron with Electric Copper Paint			
Wire Length:	1 MTR	1 MTR	1 MTR	1 MTR
Size:	Ø180mm	Ø180mm	Ø170mm	Ø230mm
EAN Code:	3800157610803	3800157610810	3800157610872	3800157610889



PENDANTS COPPER SERIES



VT-8175
Chrome
SKU 3705



VT-8175
Rose Gold
SKU 3706



VT-8200
Rose Gold
SKU 3716



VT-8250
Rose Gold
SKU 3717

Model No.	VT-8175	VT-8175	VT-8200	VT-8250
Max.Watt:	60W	60W	60W	60W
Input Voltage:	AC 220-240V,50Hz	AC 220-240V,50Hz	AC 220-240V,50Hz	AC 220-240V,50Hz
Holder:	E27	E27	E27	E27
Material:	Iron with Electric Copper Paint			
Wire Length:	1 MTR	1 MTR	1 MTR	1 MTR
Size:	Ø170mm	Ø170mm	Ø200mm	Ø250mm
EAN Code:	3800157610780	3800157610797	3800157610896	3800157610858



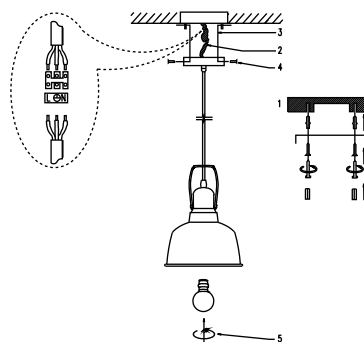
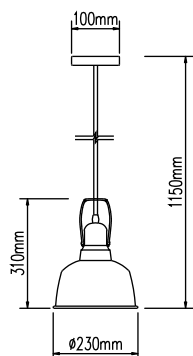


VT-7422
 Black
 SKU 3728



VT-7422
 White
 SKU 3729

Model No.	VT-7422	VT-7422
Max.Watt:	60W	60W
Input Voltage:	AC 220-240V,50Hz	AC 220-240V,50Hz
Holder:	E27	E27
Material:	Aluminum	Aluminum
Wire Length:	1 MTR	1 MTR
Size:	230 x 310x 1150mm	230 x 310x 1150mm
EAN Code:	3800157611015	3800157611022



PENDANTS VINTAGE SERIES

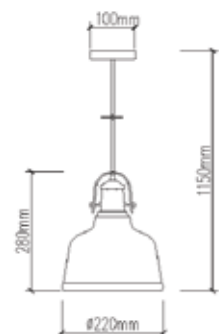
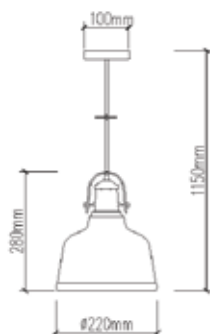



VT-7220
Transparent Glass
SKU 3727



VT-7220
Amber Glass
SKU 3726

Model No.	VT-7220	VT-7220
Max.Watt:	60W	60W
Input Voltage:	AC 220-240V,50Hz	AC 220-240V,50Hz
Holder:	E27	E27
Material:	Glass + Metal	Glass + Metal
Wire Length:	1 MTR	1 MTR
Size:	220 x 280 x 1150MM	220 x 280 x 1150MM
EAN Code:	3800157611008	3800157610995





VT-7210
Transparent Glass
SKU 3730



VT-7140
Amber Glass
SKU 3736




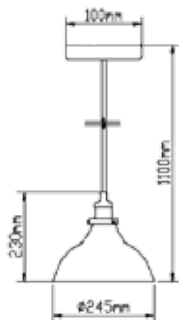


VT-7140
Transparent Glass
SKU 3735



VT-7185
Transparent Glass
SKU 3738

Model No.	VT-7210	VT-7140	VT-7140	VT-7185
Max.Watt:	60W	60W	60W	60W
Input Voltage:	AC 220-240V,50Hz	AC 220-240V,50Hz	AC 220-240V,50Hz	AC 220-240V,50Hz
Holder:	E27	E27	E27	E27
Material:	Glass + Metal	Glass + Metal	Glass + Metal	Glass + Metal
Wire Length:	1 MTR	1 MTR	1 MTR	1 MTR
Size:	245 x 230 x 1100MM	140 x 240 x 1130mm	140 x 240 x 1130mm	180 x 230 x 1110mm
EAN Code:	3800157611039	3800157611091	3800157611084	3800157611114



PENDANTS GLASS WITH METAL SERIES



VT-7250
Transparent Glass
SKU 3739



VT-7290
Amber Glass
SKU 3741

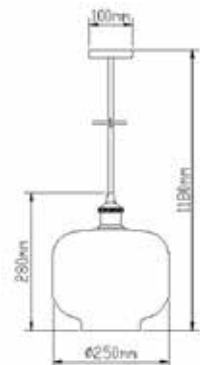
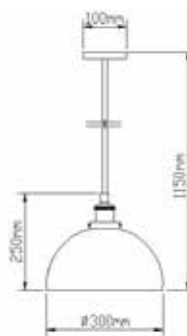
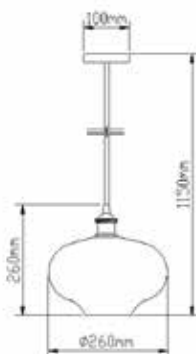
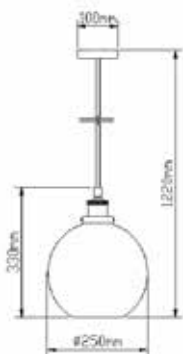


VT-7300
Transparent Glass
SKU 3737



VT-7320
Amber Glass
SKU 3740

Model No.	VT-7250	VT-7290	VT-7300	VT-7320
Max.Watt:	60W	60W	60W	60W
Input Voltage:	AC 220-240V,50Hz	AC 220-240V,50Hz	AC 220-240V,50Hz	AC 220-240V,50Hz
Holder:	E27	E27	E27	E27
Material:	Glass + Metal	Glass + Metal	Glass + Metal	Glass + Metal
Wire Length:	1 MTR	1 MTR	1 MTR	1 MTR
Size:	250 x 330 x 1220MM	260 x 260 x 1150MM	300 x 250 x 1150MM	250 x 280 x 1180MM
EAN Code:	3800157611121	3800157611145	3800157611107	3800157611138





VT-7150
 Amber Glass
 SKU 3732



VT-7150
 Green Glass
 SKU 3734

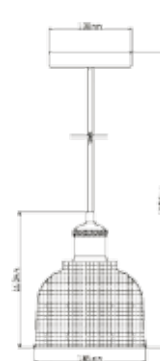


VT-7150
 Red Glass
 SKU 3731



VT-7150
 Clear Glass
 SKU 3733

Model No.	VT-7150	VT-7150	VT-7150	VT-7150
Max.Watt:	60W	60W	60W	60W
Input Voltage:	AC 220-240V,50Hz	AC 220-240V,50Hz	AC 220-240V,50Hz	AC 220-240V,50Hz
Holder:	E27	E27	E27	E27
Material:	Glass + Metal	Glass + Metal	Glass + Metal	Glass + Metal
Wire Length:	1 MTR	1 MTR	1 MTR	1 MTR
Size:	145 x 160 x 1050MM	145 x 160 x 1050MM	145 x 160 x 1050MM	145 x 160 x 1050MM
EAN Code:	3800157611053	3800157611077	3800157611046	3800157611060



PENDANTS GLASS WITH WOOD SERIES



VT-7175
White Glass
SKU 3758

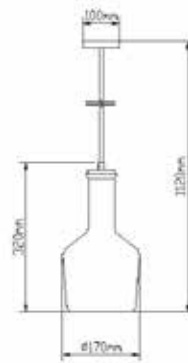
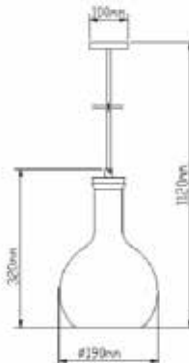
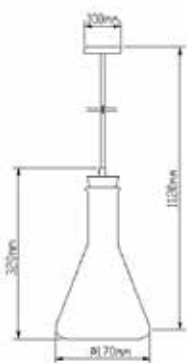


VT-7205
White Glass
SKU 3759



VT-7177
White Glass
SKU 3760

Model No.	VT-7175	VT-7205	VT-7177
Max.Watt:	60W	60W	60W
Input Voltage:	AC 220-240V,50Hz	AC 220-240V,50Hz	AC 220-240V,50Hz
Holder:	E27	E27	E27
Material:	Glass + Wood	Glass + Wood	Glass + Wood
Wire Length:	1 MTR	1 MTR	1 MTR
Size:	170 x 320 x 1120MM	190 x 320 x 1120MM	170 x 320 x 1120MM
EAN Code:	3800157611312	3800157611329	3800157611336





VT-7130
Amber
SKU 3818



VT-7170
Amber
SKU 3819

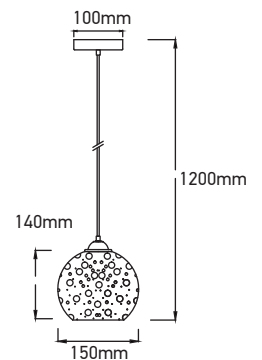
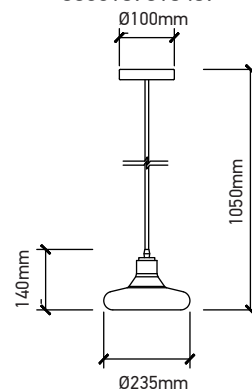
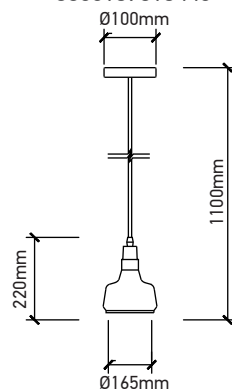
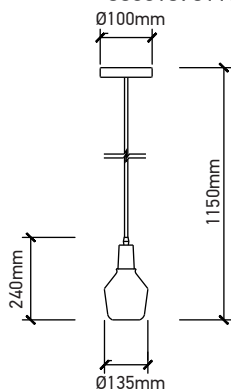


VT-7240
Amber
SKU 3820



3D
GLASS
VT-7015
Glass
SKU 3830

Model No.	VT-7130	VT-7170	VT-7240	VT-7015
Max.Watt:	60W	60W	60W	60W
Input Voltage:	AC 220-240V,50Hz	AC 220-240V,50Hz	AC 220-240V,50Hz	AC 220-240V,50Hz
Holder:	E27	E27	E27	E27
Material:	Glass + Wood	Glass + Wood	Glass + Wood	Glass
Wire Length:	1 MTR	1 MTR	1 MTR	1 MTR
Size:	135 x 240 x 1150mm	165 x 220 x 1100mm	235 x 140 x 1050mm	150 x 140 x 1200mm
EAN Code:	3800157611053	3800157615440	3800157615457	3800157616652



PENDANTS GEOMETRIC SERIES



VT-7141
Champagne Gold
SKU 3831



VT-7141
Matt Black
SKU 3832

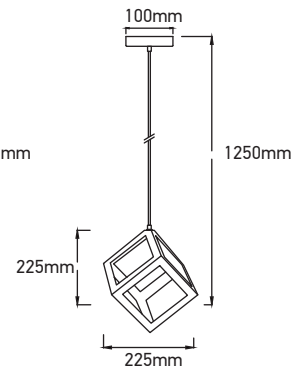
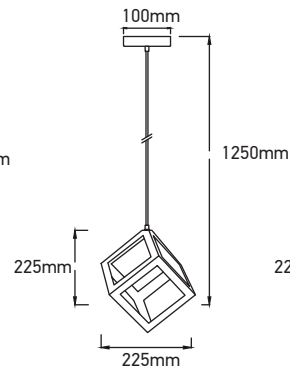
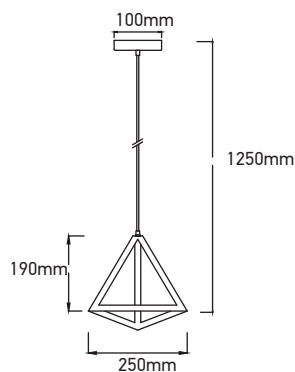
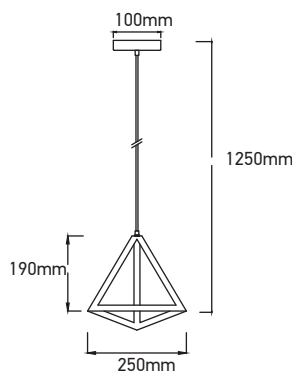


VT-7161
Champagne Gold
SKU 3833



VT-7161
Matt Black
SKU 3834

Model No.	VT-7141	VT-7141	VT-7161	VT-7161
Max.Watt:	60W	60W	60W	60W
Input Voltage:	AC 220-240V,50Hz	AC 220-240V,50Hz	AC 220-240V,50Hz	AC 220-240V,50Hz
Holder:	E27	E27	E27	E27
Material:	Metal	Metal	Metal	Metal
Wire Length:	1 MTR	1 MTR	1 MTR	1 MTR
Size:	250 x 190 x 1250mm	250 x 190 x 1250mm	225 x 225x 1250mm	225 x 225x 1250mm
EAN Code:	3800157616669	3800157616676	3800157616683	3800157616690





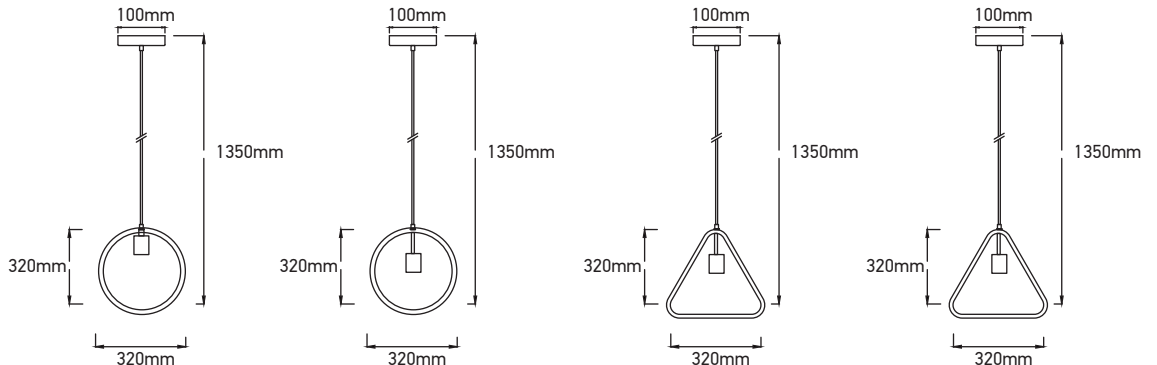
VT-7320
Champagne Gold
SKU 3835

VT-7320
Matt Black
SKU 3836

VT-7321
Champagne Gold
SKU 3837

VT-7321
Matt Black
SKU 3838

Model No.	VT-7320	VT-7320	VT-7321	VT-7321
Max.Watt:	60W	60W	60W	60W
Input Voltage:	AC 220-240V,50Hz	AC 220-240V,50Hz	AC 220-240V,50Hz	AC 220-240V,50Hz
Holder:	E27	E27	E27	E27
Material:	Metal	Metal	Metal	Metal
Wire Length:	1 MTR	1 MTR	1 MTR	1 MTR
Size:	320 x 320x 1350mm	320 x 320x 1350mm	320 x 320x 1350mm	320 x 320x 1350mm
EAN Code:	3800157616706	3800157616713	3800157616720	3800157616737



PENDANTS

SANDFINSH SERIES



VT-7520
Sand Black
SKU 3700






VT-7520
Sand Grey
SKU 3701



VT-7520
Sand White
SKU 3702

Model No.	VT-7520	VT-7520	VT-7520
Max.Watt:	60W	60W	60W
Input Voltage:	AC 220-240V,50Hz	AC 220-240V,50Hz	AC 220-240V,50Hz
Holder:	E27	E27	E27
Material:	Aluminum + Sand finish	Aluminum+ Sand finish	Aluminum + Sand finish
Wire Length:	1 MTR	1 MTR	1 MTR
Size:	220 x 310 x 1375mm	220 x 310 x 1375mm	220 x 310 x 1375mm
EAN Code:	3800157610735	3800157610742	3800157610759





VT-7425
 White
 SKU 3756



VT-7425
 Black
 SKU 3757

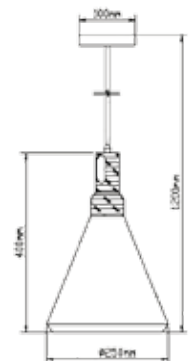
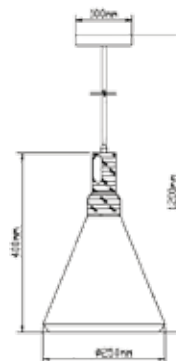
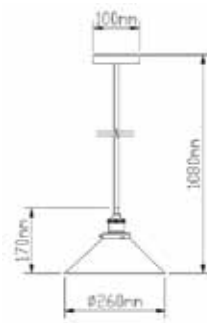
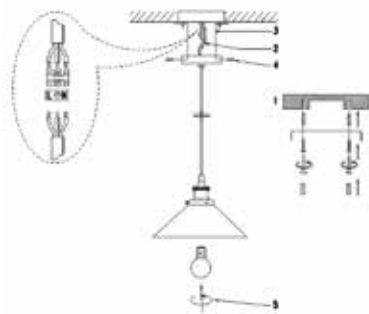


VT-7525
 White
 SKU 3761



VT-7525
 Black
 SKU 3762

Model No.	VT-7425	VT-7425	VT-7525	VT-7525
Max.Watt:	60W	60W	60W	60W
Input Voltage:	AC 220-240V,50Hz	AC 220-240V,50Hz	AC 220-240V,50Hz	AC 220-240V,50Hz
Holder:	E27	E27	E27	E27
Material:	Aluminum + Wooden Top	Aluminum + Wooden Top	Iron + Wooden Top	Iron + Wooden Top
Wire Length:	1 MTR	1 MTR	1 MTR	1 MTR
Size:	260 x 170x 1080mm	260 x 170x 1080mm	250 x 400x 1200mm	250 x 400x 1200mm
EAN Code:	3800157611299	3800157611305	3800157611343	3800157611350



PENDANTS MODERN WOODEN TOP SERIES



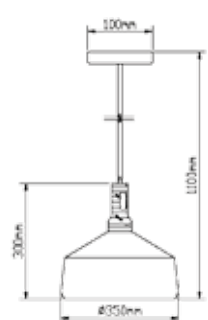
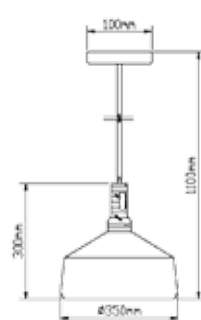
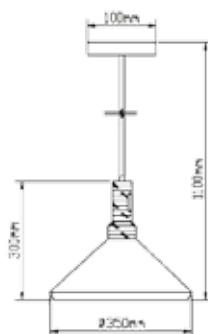
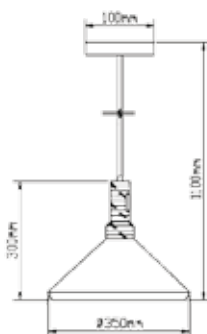
VT-7535
White
SKU 3763

VT-7535
Black
SKU 3764

VT-7545
White
SKU 3765

VT-7545
Black
SKU 3766

Model No.	VT-7535	VT-7535	VT-7545	VT-7545
Max.Watt:	60W	60W	60W	60W
Input Voltage:	AC 220-240V,50Hz	AC 220-240V,50Hz	AC 220-240V,50Hz	AC 220-240V,50Hz
Holder:	E27	E27	E27	E27
Material:	Iron + Wooden Top	Iron + Wooden Top	Iron + Wooden Top	Iron + Wooden Top
Wire Length:	1 MTR	1 MTR	1 MTR	1 MTR
Size:	350 x 300x 1100mm	350 x 300x 1100mm	350 x 300 x 1100mm	350 x 300 x 1100mm
EAN Code:	3800157611367	3800157611374	3800157611381	3800157611398






VT-7777
Rose Gold
SKU 3751

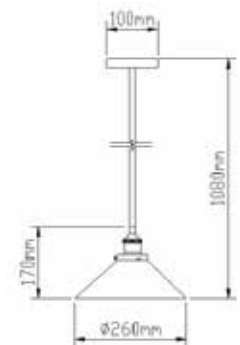
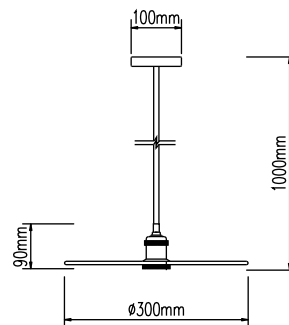
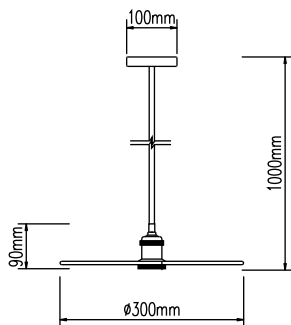


VT-7777
Matt Gold
SKU 3752



VT-7424
Black
SKU 3753

Model No.	VT-7777	VT-7777	VT-7424
Max.Watt:	60W	60W	60W
Input Voltage:	AC 220-240V,50Hz	AC 220-240V,50Hz	AC 220-240V,50Hz
Holder:	E27	E27	E27
Material:	Metal	Metal	Metal
Wire Length:	1 MTR	1 MTR	1 MTR
Size:	300 x 90x 1000mm	300 x 90x 1000mm	360 x 170x 1080mm
EAN Code:	3800157611244	3800157611251	3800157611268



PENDANTS

BOTTLE SHAPE SERIES



Green
SKU 3767



Blue
SKU 3768



Red
SKU 3769



Amber
SKU 3770



Transparent
SKU 3771



Pink
SKU 3772



Yellow
SKU 3773



Rose
SKU 3774

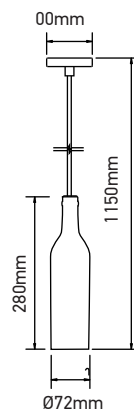


Grey
SKU 3775




Brown
SKU 3776

Model No.	VT-7558
Max.Watt:	60W
Input Voltage:	AC 220-240V,50Hz
Holder:	E14
Material:	Glass
Wire Length:	1 MTR
Size:	Ø72 x 280x 1150mm



Colour	EAN Code 3000K
Green	3800157611404
Blue	3800157611411
Red	3800157611428
Amber	3800157611435
Transparent	3800157611442
Pink	3800157611459
Yellow	3800157611466
Rose	3800157611473
Grey	3800157611480
Brown	3800157611497



VT-7778

White Wire
 SKU 3720

VT-7778

Black Wire
 SKU 3721

VT-7778

Blue Wire
 SKU 3722

VT-7778

Red Wire
 SKU 3723

VT-7778

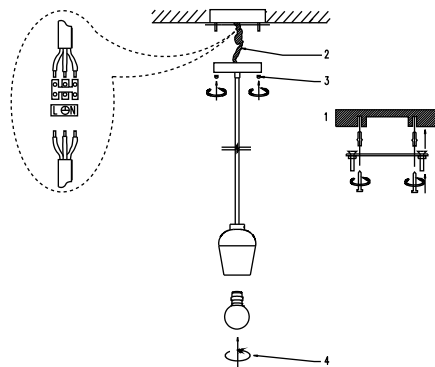
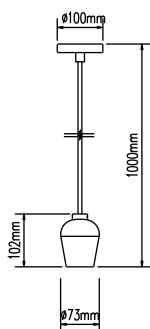
Purple Wire
 SKU 3724

VT-7778

Green Wire
 SKU 3725

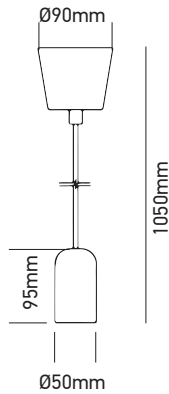
Model No. VT-7778
 Max.Watt: 60W
 Input Voltage: AC 220-240V,50Hz
 Holder: E27
 Material: Wooden
 Wire Length: 1 MTR
 EAN Code: 3800157611367
 Size: Ø73 x 102x 100mm

Colour	EAN Code :
White	3800157610933
Black	3800157610940
Blue	3800157610957
Red	3800157610964
Purple	3800157610971
Green	3800157610988



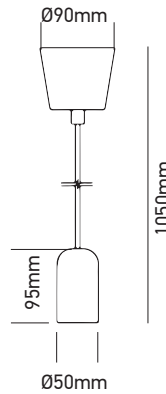
PENDANTS

CONCRETE HOLDER



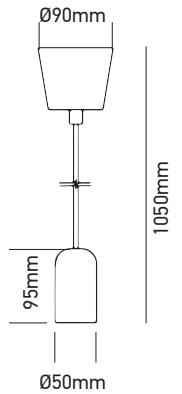
VT-7668

Colour: Green
SKU: 3742
Size: Ø50x95x1050mm
Base: E27
EAN CODE: 3800157611152



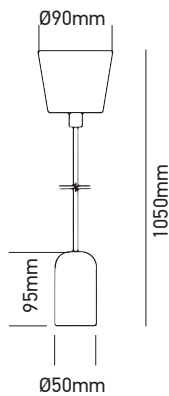
VT-7668

Colour: Red
SKU: 3743
Size: Ø50x95x1050mm
Base: E27
EAN CODE: 3800157611169



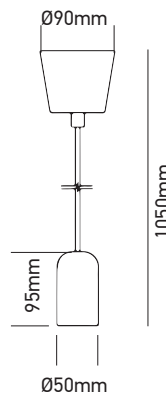
VT-7668

Colour: Blue
SKU: 3744
Size: Ø50x95x1050mm
Base: E27
EAN CODE: 3800157611176



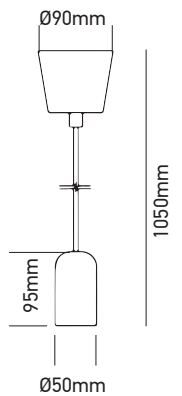
VT-7668

Colour: Yellow
SKU: 3745
Size: Ø50x95x1050mm
Base: E27
EAN CODE: 3800157611183



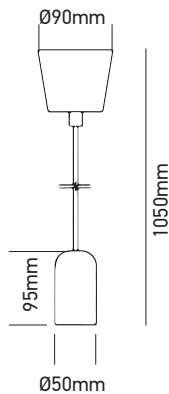
VT-7668

Colour: White
SKU: 3746
Size: Ø50x95x1050mm
Base: E27
EAN CODE: 3800157611190



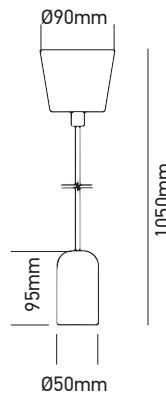
VT-7668

Colour: Black
SKU: 3747
Size: Ø50x95x1050mm
Base: E27
EAN CODE: 3800157611206



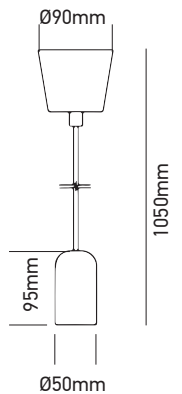
VT-7668

Colour: Grey
SKU: 3748
Size: Ø50x95x1050mm
Base: E27
EAN CODE: 3800157611213



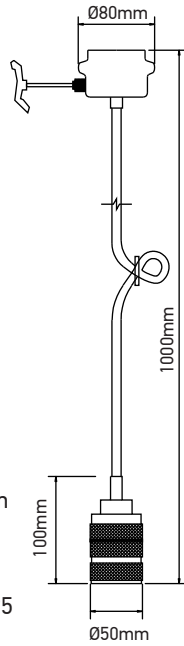
VT-7668

Colour: Brown
SKU: 3749
Size: Ø50x95x1050mm
Base: E27
EAN CODE: 3800157611220



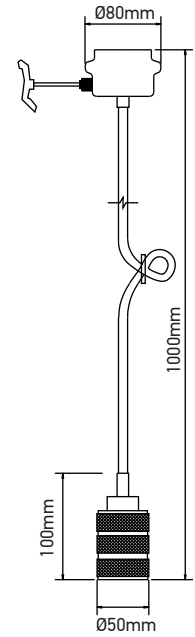
VT-7668

Colour: Beige
SKU: 3750
Size: Ø50x95x1050mm
Base: E27
EAN CODE: 3800157611237



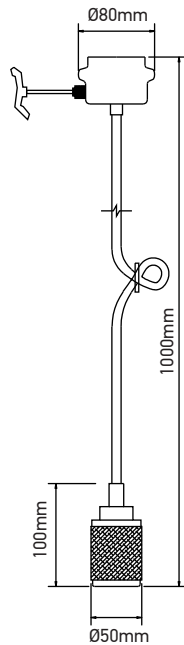
VT-7999

Colour: Gold Aluminum
 SKU: 3811
 Size: Ø50 x 100mm
 Base: E27
 EAN CODE: 3800157612425



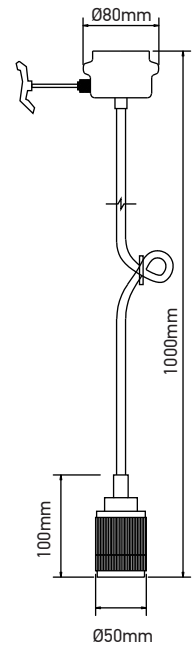
VT-7999

Colour: Gold Aluminum
 SKU: 3812
 Size: Ø50 x 100mm
 Base: E27
 EAN CODE: 3800157612432



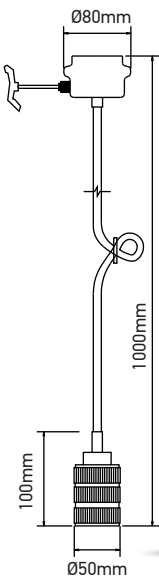
VT-7999

Colour: Bronze Aluminum
 SKU: 3813
 Size: Ø50 x 100mm
 Base: E27
 EAN CODE: 3800157612449



VT-7999

Colour: Bronze Aluminum
 SKU: 3814
 Size: Ø50 x 100mm
 Base: E27
 EAN CODE: 3800157612456




VT-7999

Colour: Rose Gold Aluminum
 SKU: 3815
 Size: Ø50 x 100mm
 Base: E27
 EAN CODE: 3800157612463




ADJUSTABLE CANOPY

PENDANTS CHROME/ROSE GOLD SERIES




VT-7338

Colour	White	Black	Blue	Brown	Green
SKU:	3755	3782	3783	3784	3785
Size:	Ø36x 60mm	Ø36x 60mm	Ø36x 60mm	Ø36x 60mm	Ø36x 60mm
Base:	E27	E27	E27	E27	E27
EAN CODE :	3800157611282	3800157611558	3800157611565	3800157611572	3800157611589



VT-7338

Colour	Grey	Light Blue	Orange	Pink	Purple
SKU:	3786	3787	3788	3789	3790
Size:	Ø36x 60mm	Ø36x 60mm	Ø36x 60mm	Ø36x 60mm	Ø36x 60mm
Base:	E27	E27	E27	E27	E27
EAN CODE :	3800157611596	3800157611602	3800157611619	3800157611626	3800157611633



VT-7338

Colour	Red	Rose Red	Yellow	Beige	Rose Gold Set
SKU:	3791	3792	3793	3794	3781
Size:	Ø36x 60mm	Ø36x 60mm	Ø36x 60mm	Ø36x 60mm	Ø36x 60mm
Base:	E27	E27	E27	E27	E27
EAN CODE :	3800157611640	3800157611657	3800157611664	3800157611671	3800157611503

VT-7448



Model No VT-7228
SKU Code 3475
Color Brown
Length 1000mm
Base E27
EAN Code 3800157607919



Model No VT-7228
SKU Code 3476
Color Blue
Length 1000mm
Base E27
EAN Code 3800157607926



Model No VT-7228
SKU Code 3477
Color White
Length 1000mm
Base E27
EAN Code 3800157607933



Model No VT-7228
SKU Code 3478
Color Black
Length 1000mm
Base E27
EAN Code 3800157607940



Model No VT-7228
SKU Code 3479
Color Pink
Length 1000mm
Base E27
EAN Code 3800157607957



Model No VT-7228
SKU Code 3480
Color Red
Length 1000mm
Base E27
EAN Code 3800157607964



Model No VT-7228
SKU Code 3481
Color Grey
Length 1000mm
Base E27
EAN Code 3800157607971



Model No VT-7228
SKU Code 3482
Color Light Blue
Length 1000mm
Base E27
EAN Code 3800157607940



Model No VT-7228
SKU Code 3483
Color Purple
Length 1000mm
Base E27
EAN Code 3800157609470



Model No VT-7228
SKU Code 3484
Color Orange
Length 1000mm
Base E27
EAN Code 3800157609487



Model No VT-7228
SKU Code 3485
Color Yellow
Length 1000mm
Base E27
EAN Code 3800157609494



Model No VT-7228
SKU Code 3486
Color Green
Length 1000mm
Base E27
EAN Code 3800157609500

INDEX

SKU	P.#	SKU	P.#	SKU	P.#	SKU	P.#	SKU	P.#	SKU	P.#	SKU	P.#	SKU	P.#	SKU	P.#
1017	196	1239	192	1673	51	2137	162	3034	177	3312	171	3524	185	3595	59	3708	240
1018	196	1240	192	1674	51	2138	162	3035	177	3318	171	3525	185	3596	59	3709	239
1032	196	1241	181	1679	54	2142	162	3036	177	3319	172	3526	185	3597	59	3710	239
1070	196	1242	181	1680	54	2143	162	3037	177	3320	171	3527	185	3598	59	3711	239
1091	195	1243	67	1681	54	2144	162	3038	177	3321	172	3528	185	3599	59	3712	239
1092	195	1244	67	1682	52	2145	162	3050	174	3322	172	3529	186	3600	60	3713	239
1093	195	1245	67	1683	52	2148	162	3051	174	3326	172	3543	184	3601	59	3714	240
1100	189	1246	67	1684	52	2149	162	3052	174	3327	172	3544	184	3602	60	3715	240
1101	189	1247	67	1685	53	2150	162	3053	174	3328	172	3545	183	3603	59	3716	241
1102	189	1248	67	1686	53	2151	162	3054	174	3417	48	3546	183	3604	60	3717	241
1103	189	1249	182	1687	53	2152	162	3055	174	3419	48	3547	184	3605	60	3720	256
1104	189	1250	182	1688	52	2153	162	3056	174	3420	48	3548	184	3606	60	3721	256
1105	189	1251	182	1689	52	2155	162	3057	174	3423	62	3549	183	3607	60	3722	256
1106	189	1252	182	1690	52	2156	162	3058	174	3469	61	3550	183	3608	60	3723	256
1107	189	1253	182	1693	50	2162	161	3059	174	3470	61	3553	184	3609	60	3724	256
1108	189	1254	182	1694	50	2163	161	3060	174	3471	61	3554	184	3610	60	3725	256
1110	194	1255	182	1695	50	2164	161	3061	174	3472	62	3555	183	3611	61	3726	243
1111	194	1256	182	2002	163	2164	161	3062	174	3473	62	3556	183	3612	61	3727	243
1112	194	1257	182	2005	163	2165	161	3069	175	3474	62	3557	185	3613	61	3728	242
1113	193	1269	202	2009	163	2166	161	3070	175	3475	260	3577	68	3614	61	3729	242
1114	193	1270	188	2011	163	2350	167	3071	175	3476	260	3558	185	3615	61	3730	244
1115	193	1270	188	2013	163	2351	167	3072	175	3477	260	3559	185	3616	61	3731	246
1116	193	1271	188	2015	163	2352	167	3073	175	3478	260	3560	185	3617	62	3732	246
1117	193	1271	188	2016	163	2353	167	3074	175	3479	260	3565	186	3618	62	3733	246
1118	193	1272	188	2025	163	2354	167	3075	175	3480	260	3566	186	3619	62	3734	246
1163	189	1272	188	2027	163	2355	167	3076	175	3481	260	3567	186	3620	62	3735	244
1164	189	1276	188	2029	163	2356	167	3077	175	3482	260	3568	186	3621	147	3736	244
1165	189	1277	188	2030	163	2403	164	3078	175	3483	260	3569	183	3622	147	3737	245
1187	196	1278	188	2031	163	2404	164	3081	175	3484	260	3570	184	3623	147	3738	244
1191	180	1279	188	2032	163	2405	164	3090	176	3485	260	3571	183	3624	159	3739	245
1192	180	1280	188	2033	163	2460	162	3091	176	3486	260	3572	183	3625	171	3740	245
1193	196	1281	200	2034	163	2461	161	3092	176	3500	167	3573	184	3627	63	3741	245
1197	196	1282	200	2035	163	2462	161	3093	176	3501	167	3574	184	3628	63	3742	257
1198	196	1285	182	2036	163	2463	161	3094	176	3502	167	3575	68	3629	63	3743	257
1199	181	1286	182	2037	163	2512	166	3095	176	3503	167	3576	68	3630	63	3744	257
1200	181	1287	182	2038	163	2513	166	3096	176	3504	167	3578	147	3631	63	3745	257
1201	180	1651	47	2039	163	2514	166	3097	176	3505	167	3579	64	3632	63	3746	257
1207	192	1652	47	2041	163	2515	166	3098	176	3507	167	3580	64	3633	186	3747	257
1208	192	1653	47	2042	163	2516	166	3099	176	3508	167	3581	68	3634	186	3748	257
1209	192	1657	51	2043	163	2517	166	3100	176	3509	167	3582	68	3635	186	3749	257
1210	192	1658	51	2044	163	2518	166	3101	176	3510	167	3583	68	3636	186	3750	257
1223	192	1659	51	2118	162	3007	177	3106	101	3511	167	3584	58	3637	186	3751	254
1229	181	1663	51	2120	162	3008	177	3107	101	3512	167	3585	58	3638	186	3752	254
1230	181	1664	51	2122	162	3009	172	3108	101	3514	185	3586	58	3639	186	3753	254
1231	181	1665	51	2124	162	3016	177	3109	101	3515	185	3587	58	3700	251	3755	259
1232	181	1666	51	2126	162	3017	177	3214	176	3516	185	3588	58	3701	251	3756	252
1233	179	1667	51	2127	162	3018	172	3215	176	3517	185	3589	58	3702	251	3757	252
1234	179	1668	51	2128	162	3019	177	3219	176	3518	185	3590	58	3703	218	3758	247
1235	179	1669	52	2129	162	3030	177	3300	171	3519	185	3591	58	3704	218	3759	247
1236	179	1670	52	2133	162	3031	177	3303	171	3520	185	3592	58	3705	241	3760	247
1237	179	1671	52	2135	162	3032	177	3304	171	3522	185	3593	59	3706	241	3761	252
1238	179	1672	51	2136	162	3033	177	3307	171	3523	185	3594	59	3707	240	3762	252

INDEX

SKU	P.#	SKU	P.#	SKU	P.#	SKU	P.#	SKU	P.#	SKU	P.#	SKU	P.#	SKU	P.#
5567	198	5707	131	5765	131	6148	74	6237	96	6311	82	7087	232	7144	2
5644	141	5708	131	5766	131	6149	74	6238	97	6312	82	7088	232	7145	3
5649	143	5709	131	5767	131	6150	74	6239	97	7032	221	7089	232	7146	3
5655	126	5710	131	5769	128	6151	87	6240	96	7033	214	7090	233	7147	3
5656	126	5711	131	5770	128	6153	74	6241	96	7034	213	7091	233	7148	3
5657	126	5712	131	5867	128	6166	84	6242	96	7035	214	7092	233	7149	4
5658	126	5713	131	5868	131	6167	84	6243	97	7039	214	7093	234	7150	27
5659	126	5714	131	5869	131	6168	84	6250	80	7040	214	7094	234	7151	27
5660	126	5715	138	5873	136	6169	84	6251	80	7042	213	7095	234	7167	54
5661	126	5716	138	5874	136	6170	84	6252	77	7043	213	7096	220	7168	54
5662	126	5717	138	5894	140	6171	84	6253	82	7044	71	7097	220	7169	54
5663	126	5718	132	5895	140	6172	84	6254	82	7045	71	7098	216	7170	18
5664	126	5719	133	6004	94	6173	84	6256	99	7046	225	7099	216	7173	36
5665	126	5720	129	6018	103	6174	84	6257	99	7047	225	7100	8	7174	36
5666	126	5721	129	6019	94	6179	92	6258	99	7049	215	7101	11	7175	36
5667	127	5722	129	6026	99	6184	91	6262	78	7050	215	7102	11	7178	15
5668	127	5723	138	6027	99	6185	91	6263	78	7051	215	7103	11	7179	15
5669	127	5724	138	6029	94	6198	91	6264	78	7052	215	7104	11	7180	15
5670	127	5725	138	6047	100	6199	91	6265	78	7053	217	7105	11	7181	15
5671	127	5726	144	6052	87	6200	91	6266	92	7054	217	7106	11	7182	15
5672	127	5729	136	6053	87	6201	91	6267	92	7055	217	7107	12	7183	15
5673	127	5730	136	6054	87	6202	83	6272	78	7056	217	7108	12	7184	15
5674	127	5731	136	6055	87	6203	83	6273	78	7057	228	7109	12	7185	15
5675	127	5732	136	6056	87	6204	75	6276	123	7058	229	7110	12	7186	15
5676	130	5733	128	6057	87	6205	75	6277	122	7059	229	7111	12	7196	34
5677	130	5734	128	6062	92	6206	75	6278	123	7060	230	7112	12	7197	34
5678	130	5735	139	6063	95	6207	75	6279	122	7061	230	7113	7	7198	34
5679	130	5739	136	6066	100	6208	75	6280	123	7062	230	7114	7	7199	38
5680	130	5740	136	6067	100	6210	75	6281	122	7063	230	7115	7	7200	38
5681	130	5741	134	6068	100	6211	75	6282	90	7064	224	7116	7	7201	38
5682	130	5742	134	6069	99	6212	75	6283	90	7065	224	7117	56	7202	37
5683	130	5743	135	6083	95	6213	75	6284	90	7066	227	7118	56	7203	37
5684	130	5744	135	6084	95	6214	105	6285	90	7067	227	7121	27	7204	37
5685	130	5745	145	6088	100	6215	105	6286	90	7068	227	7122	56	7208	40
5686	130	5746	137	6091	102	6216	105	6287	90	7069	227	7123	26	7209	40
5687	130	5747	137	6092	102	6217	95	6292	107	7070	226	7124	26	7210	40
5691	140	5748	137	6093	102	6221	95	6293	107	7071	226	7125	26	7211	40
5692	139	5749	137	6094	102	6222	95	6294	107	7072	229	7126	53	7212	40
5693	142	5750	137	6095	102	6223	76	6295	109	7073	229	7127	53	7213	40
5694	143	5751	137	6096	102	6224	76	6296	109	7074	228	7128	53	7214	40
5695	143	5752	137	6097	102	6225	76	6297	109	7075	228	7132	45	7215	40
5696	143	5753	137	6098	102	6226	76	6299	79	7076	224	7133	45	7216	6
5697	138	5754	137	6099	102	6227	76	6301	79	7077	224	7134	45	7217	6
5698	138	5755	140	6119	173	6228	76	6302	79	7078	232	7135	44	7219	5
5699	138	5756	137	6120	173	6229	77	6303	79	7079	232	7136	44	7220	5
5700	138	5757	137	6140	74	6230	77	6304	79	7080	232	7137	44	7221	33
5701	138	5758	137	6141	74	6231	77	6305	79	7081	233	7138	44	7222	33
5702	138	5759	131	6142	74	6232	98	6306	79	7082	233	7139	44	7223	33
5703	131	5760	132	6143	74	6233	98	6307	79	7083	233	7140	44	7278	5
5704	131	5762	131	6144	74	6234	75	6308	79	7084	234	7141	44	8036	112
5705	131	5763	131	6146	74	6235	75	6309	78	7085	234	7142	2	8037	112
5706	131	5764	131	6147	74	6236	96	6310	78	7086	234	7143	2	8058	112
														8059	112
														8060	113
														8065	113
														8070	111
														8073	111
														8074	111
														8075	111
														8076	111
														8500	216
														9104	146
														9546	146
														9921	106
														9922	106
														9923	106
														9924	106
														9944	186
														9945	186
														9947	169
														9952	186
														9953	186
														9954	186
														9955	186
														9967	103
														9968	103
														9969	103
														9970	103
														9981	168
														9982	168
														9983	168
														9984	168
														9985	169
														9986	169
														9987	169
														9989	103
														9990	169
														9991	170
														9992	170
														9993	170
														9994	170
														9995	170
														9997	103
														36265	62
														48549	107
														48559	107
														48569	107
														48579	107
														48589	107
														48599	107
														48609	108
														48619	108
														48629	108
														48639	109



Terminology Information

Lumens (lm)

Lumens is the standard by which the amount of brightness / light emitted by a light source is measured.

PKW

Stands for Powder Coating White which is the housing exterior color for lighting fixtures.

lm/w

This calculation denotes the amount of lumens emitted per watt of electricity used.

WATTS (W)

The watt (abbreviated W) is the International System of Units' (SI) standard unit of power (energy per unit time), the equivalent of one joule per second. The watt is used to specify the rate at which electrical energy is dissipated, or the rate at which electromagnetic energy is radiated, absorbed, or dissipated.

EQ.WATTS

This equation is used while shifting from an old lighting fixture and replacing the same with an LED fixture, hence the shift can be made based on the Wattage of lamp requirement.

Voltage / Frequency

Voltage denotes the electric power required for the effective working of the said product and frequency denotes the Horse Power of the said product.

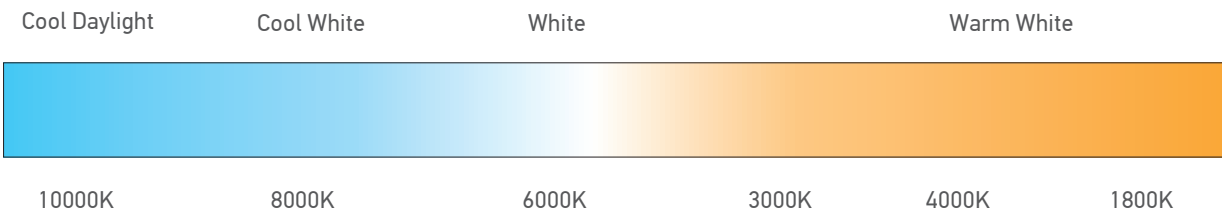
CRI

The Color Rendering Index (CRI) is a scale from 0 to 100 percent indicating how accurate a "given" light source is at rendering color when compared to a "reference" light source. The higher the CRI, the better the color rendering ability.

5050/30 - 5050/60 - 5630/60 - 5630/72 - 3528/60-3528/120- 3014/204

A number that signifies the size of the chip and number of chips on the LED strip like for 5050/30 where 5.0mm x 5.0mm being the size of the chip and 30 being the number of chips in one metre length of the strip.

COLOR TEMPERATURE SCALE APPLICATION



The term used in general illumination is CORRELATED COLOUR TEMPERATURE (CCT). CCT relates to the colour of light produced by a light source, and uses the Kelvin temperature measurement scale (SI unit of absolute temperature). It describes the relative colour appearance of a white light source, indicating whether it appears more yellow/gold ("warm") or more blue ("cool"), in terms of the range of available shades of white.

Many people are now familiar with the idea of a "warm" white or a "cool" white being offered by fluorescent and other light bulbs. These bulbs have vastly different colour temperatures. The "warm" bulb often has a colour temperature of 3,000K and casts a more orange/red light on objects. Because you normally associate warmth with red or orange objects, this accounts for the "warm" descriptive name, even though it is a cooler (lower) temperature on the Kelvin scale. A "cool" white bulb commonly has a colour temperature of 4,100K and higher on the Kelvin scale. This is in the low range of blue colour, similar to ice, therefore earning the "cool" description.

RGB

(Red, Green, and Blue) When you use RGB Color Changing LED Lights, you no longer have to decide which color to use. You can either allow the lights to cycle through a continuous color changing pattern, or stop the controller at any color you like. The possibilities are endless. Change your color scheme with the seasons, or simply at your whim with RGB Color Changing LED lights.

PF

Power Factor is the ratio of the actual electrical power dissipated by an AC circuit to the product of the r.m.s. values of current and voltage. The difference between the two is caused by reactance in the circuit and represents power that does no useful work.

Beam Angle

A beam angle refers to the angle of light produced by a light source.

RECESSED

A recessed light or down light is a light fixture that is installed into a hollow opening in a ceiling.

SURFACED

The finished housing is exposed, not flush with surface.

RD

Round

SQ

Square

WP

Waterproof

NON WP

NON-Waterproof

IP RATING

IP Ratings (Ingress Protection) A two-digit number established by the International Electro Technical Commission, is used to provide an Ingress Protection rating to a piece of electronic equipment or to an enclosure for electronic equipment.

IP20: Not protected from liquids.

IP44: Protected from water spray from any direction.




IP45: Protected from low pressure water jets from any direction.

IP65: Protected from low pressure water jets from any direction and dust ingress.

IP66: Protected from high pressure water jets from any direction.

IP67: Protected from immersion between 15 centimeters and 1 meter in depth.

IP68: Protected from long term immersion up to a specified pressure.



add luxury 
TO YOUR HOME

EUROPE OFFICE

V-TAC EUROPE LTD
Sofia Bulgaria

www.v-tac.eu

UK OFFICE

V-TAC UK LTD
London (United Kingdom)

www.v-tac.co.uk

HONG KONG OFFICE

V-TAC EXPORTS LTD

www.vtacexports.com