

EL[®]MARK

The Brand of Electricity



LIGHTING
CATALOGUE | 2024

DECORATIVE LIGHTING

Modern LED Fixtures | [page 13](#)



Felix | page 16



Senso | page 22



Francis | page 26



Monaco | page 27



Colin | page 28



Hendrix | page 30

Crystal Lighting Fixtures | [page 33](#)



Daliss | page 34




William Lux | page 40



Mishelle | page 43



Karol | page 46



Windsor | page 55



Elder | page 61

Classic Lighting Fixtures | [page 66](#)



Alexander | page 66



Sophia | page 73



Lukas | page 79



Thera | page 84

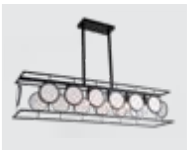


Erin | page 92



Juliet | page 113

Vintage Lighting Fixtures | [page 163](#)



Luton | page 163




Damon | page 165



Victor | page 168



Silvia | page 170



Rope | page 177



Neptun | page 185

Spot Lighting Fixtures | [page 192](#)



Julie | page 192



Eddy | page 196



Delia | page 198



Riko | page 206



Addy | page 208



Sam | page 214

Table and Floor | [page 218](#)



Ryan | page 218



Clara | page 224



Elinor | page 225



Nicola | page 229



Siena | page 231



Berta | page 242

INDOOR LIGHTING

LED Panels | page 256



Tetragon LED Panel | page 257



High Efficiency LED Panels UGR<19 | page 260



Round LED Panels | page 270



Round LED Panels, IP65 | page 276



Surface LED Panels | page 286



Glass LED Panels | page 290

Wall and Ceiling Lamps | page 293



Smart Ceiling Lamp | page 297



Ceiling Lamp with Sensor | page 301



LED Wall Lamp | page 305



LED Picture Light | page 311



LED Profiles | page 318



LED Ceiling Fixtures | page 326

Bathroom Lighting | page 333




Bathroom Wall Lamp | page 335



LED Bathroom Light | page 335



Bathroom down lights | page 338



Waterproof Wall Lamps | page 341



Mirror Lights | page 342



Mirror Lights | page 343

Downlights | page 345



Crystal downlights | page 347



Recessed Spotlights | page 370



LED Down lights with Honey Comb | page 373



Movable LED Spotlights | page 378



Recessed Linear Lights | page 396



Surface Down lights | page 401

Track Lights | page 410



Magnet Track Lights | page 411



Magnet Track Lights | page 420



Rail for Magnetic Track Lights | page 426



Two & Four Lines Track Lights | page 437



Colour Adjustable Track Lights | page 440




Track Pendant Lights | page 443

Emergency Lights | page 466



Emergency Fixtures | page 468



Panels with Emergency Kit | page 474



Down lights with Emergency Kit | page 482



Flood lights with Emergency Kit | page 711



Street lights with Emergency Kit | page 720



High bays with Emergency Kit | page 723

OUTDOOR LIGHTING

Garden Lighting | [page 491](#)



Wall Garden Lantern | page 492



Standing Garden Lantern | page 503



Garden Floor Lamp | page 513



Park Light | page 519



LED Path Light | page 530



Belt Light | page 534

Ceiling and Wall Fixtures | [page 535](#)



Wall Lamp with Sensor | page 537



Recessed LED Light | page 539



LED Wall Lamp | page 564



Wall & Ceiling LED Lamp | page 568



Wall Lamps | page 575



LED Ceiling Fixtures | page 586

Facade, Ground and Pool Lighting | [page 595](#)



Facade Lighting | page 598




Facade Lighting | page 605



Facade and Ground Fixtures | page 607



Ground Recessed LED Fixtures | page 614



Ground Recessed LED Fixtures | page 622



Pool Lighting | page 634

Solar Lighting | [page 639](#)




Solar Wall Lamps | page 645



Solar Flood Lights | page 644



Solar Standing Lamps | page 647



Solar Pathway Lamps | page 660



Solar Driveway Lamps | page 656



Solar Street Lights | page 665

Flood lights | [page 667](#)



LED Floodlight | page 668



LED Floodlight | page 674



LED Floodlight with Sensor | page 675



LED RGB Flood Lights | page 680



High Power Floodlights | page 684



Stadium Floodlights | page 686

Street Lights & High Bays | [page 691](#)



LED Street Lights Route | page 692



LED Street Lights Prague | page 693



LED Street Lights Berlin | page 696



LED High Bays Dublin | page 699



LED High Bays London | page 700



EX proof Lighting | page 706

LED LAMPS AND COMPONENTS

LED Bulbs and LED Tubes | [page 725](#)



LED Filament Lamps | page 729



Milky White LED Lamps | page 730



LED Pear Bulbs A60 | page 743



Low Voltage LED Lamps | page 747



LED Globe | page 749



High Power LED Bulbs | page 753



Mould for Ceiling Lamps | page 754



LED Colour Lamps | page 756



High Efficiency LED Bulbs | page 762



LED Bulbs G9 | page 764



Fresh Light Tubes | page 768



LED Tubes | page 770

LED Strips 12V DC & 24V DC, IP20 & IP65 | [page 774](#)



LED Strips 150 | page 774



Double LED Strips 1200 | page 785



RGBW LED Strips | page 787



COB LED Strips | page 789



LED Neon Flex | page 800



Profile for LED Strips | page 804

LED Drivers | [page 812](#)



Controllers for LED Strips | page 813



RGB Amplifier | page 814



Constant Voltage LED Drivers 12V DC | page 817



Constant Voltage LED Drivers 24V DC | page 827



Constant Voltage LED Drivers 48V DC | page 833



Drivers for LED Panels | page 839

Dimmable Drivers | [page 825](#)



0-10V & Thyristor Dimmable Driver 12V DC | page 825



0-10V & Thyristor Dimmable Driver 24V DC | page 832



0-10V Constant Current Dimmable Driver | page 834



DALI T6 Constant Voltage Dimmable Drivers | page 836



DALI Constant Current LED Driver | page 837



DALI Bus Power Supply | page 838

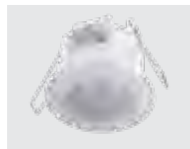
Sensors and Lamp Holders | [page 843](#)



Lamp Holders E27 | page 842



Lamp Base E27 | page 843



Infrared Motion Sensors | page 844



Moving Hand Sensors | page 846



Microwave Sensors | page 847



Light Control Sensors | page 851

ELMARK[®]

The Brand of Electricity

ELMARK ENSURES HIGH RELIABILITY AND COST-EFFECTIVE SOLUTIONS WORLDWIDE

ELMARK is a leading manufacturer and distributor in Europe and a reliable international partner.



„The business concept is always winning if you put the needs of your customers first.

We do constantly improve our business model in the direction to increase customer`s profit.“

Jelez Georgiev
CEO of ELMARK Holding SE



20 000m²
FACTORY
AREA

3 500m²
HEADQUARTERS
PREMISES

11 000m²
WAREHOUSE
SPACE

OUR MISSION

The company's long-term goals are aimed to implement the latest digital solutions for fast and easy management of the supply chain. We continue ensuring high-effective solutions for every household and business structure.

OUR VALUES

We believe that for running a successful business it is necessary to build a solid foundation which drives business growth. Our main core values are: Expert approach, High efficiency, Security, Trust, Striving for improvement.

OUR COMPANY PRODUCES UNDER BRAND **ELMARK**:

- » Full range of professional electrical equipment
- » Products for automation and control
- » Components for electricals installation
- » Smart home solutions
- » Solar systems
- » LED decorative and indoor lighting
- » Outdoor and industrial lighting



Scan & watch
company video
presentation

PRODUCTION & LOGISTICS

PRODUCTIONS


ELMARK`s production is tailored to market`s needs in terms of quality, functionality and safety requirements. Our product portfolio includes over 10,000+ solutions for every household and business, distributed in the main areas of electrical equipment and lighting, developed in response to customer`s demand and expectations.

WAREHOUSE & LOGISTICS

The strategically located factory and warehouse in Dobrich, covering an area of over 10,000 m², provide quick and easy access to major transport lines, as well as direct access to European and international markets. The production buildings of the company have modern equipment and the necessary infrastructure for the needs of production. The logistics structure is build of interconnected distribution and partner networks, which transport to over 60 countries around the world.

PRODUCT QUALITY & GUARANTEES

Manufactured in accordance with all European standards and requirements, the ELMARK product line follows the global trends for high efficiency and quality. Our production passes everyday tests and has proven parameters for safety and security, and proof are the international certificates obtained over the years, among which is the INTERTEK certificate which help to ensure quality and safety of our production.



The ELMARK provides up to 7 years warranty for products with the ELMARK brand.

ALLIANZ GERMANY recognize our brand for the lack of claims for more than 17 consecutive years in regard of insurance "Product liability".



Product portfolio
10000+



Up to 7 years
warranty



European
manufacturer



Certified
quality

QUALITY & INSURANCE CERTIFICATES

All available certificates can be found at
www.elmarkholding.eu

Bureau Veritas Certification

ELMARK INDUSTRIES AD

2, Dobrucha Str., 9300, Dobrich, Bulgaria

Bureau Veritas Certification Holding SAS – UK Branch certifies that the Management System of the above organisation has been audited and found to be in accordance with the requirements of the management system standard detailed below.

ISO 9001:2015

Scope of certification

Production and trade of Miniature Circuit Breakers (MCB), Moulded Case Circuit Breakers (MCCB), Residual Current Devices (RCD) and Contactors and Devices for Control and Protection of Electrical Motors. Assembly and testing of industrial and LED lighting. Assembly and testing of decorative lighting.

Original cycle start date:	07-04-2018
Expiry Date of Previous Cycle:	14-03-2021
Certification / Recertification Audit date:	02-03-2021
Certification/Recertification Cycle Start Date:	17-03-2021
Subject to the continual satisfactory operation of the organization's Management System, this certificate expires on:	18-03-2024

Certificate No. **BGN01133** Version: **2** Issue Date: **25-03-2021**


Signed on behalf of BVCI SAS UK Branch


0001

Certification Body Address: 39th Floor, 49 Fenchurch Street, London, E1 3AC, United Kingdom
 Local Office 31/A, Buzova Blvd., 1430 Sofia, Bulgaria

Further information regarding the details of this certificate, and the responsibilities of the certification body, please refer to our website www.bv.com or call us on +44 (0)20 7706 0000



GENERAL INSURANCE

TO WHOM IT MAY CONCERN

CERTIFICATE OF COVER

This is to certify that we, "Allianz Bulgaria" Insurance Co. Ltd., Bulgaria, Sofia, BN 140938060, in our capacity as Insurers, have issued an Insurance Policy No 130002309000001 and effected Product Liability insurance as follows:

ASSURED:	ELMARK INDUSTRIES AD , (BULSTAT No. 124834136, Dobrich, Dobrucha 2 Blvd.,
Interest:	Production of Miniature Circuit Breakers (MCB), Moulded Case Circuit Breakers (MCCB), Residual Current Devices (RCD) and Contactors, Thermomagnetic automatic breakers, Thermal overload relays and Devices for Control and Protection of Electrical Motors. Assembly and testing of Decorative, Luminescent, Industrial and LED lighting.
Limits:	1 500 000 EUR any one occurrence 1 500 000 EUR in aggregate for the insurance period
PERIOD:	TWELVE MONTHS with effect from 01-01-2022
Territorial Scope:	Worldwide except USA and Canada and the territories under their jurisdiction

Warranties, if any:


In the event that the Assured or anyone acting on his behalf uses the above information as evidence for insurance or evidence of financial responsibility under any applicable law relating to financial responsibility, or otherwise shows or offers it to any other party as evidence of insurance, it must be clearly understood that this confirmation relates only to the dates set out above and that such insurance is subject to General Conditions of "Allianz Bulgaria", attached clauses and terms, conditions, limitations, exclusions and other provisions of the Insurance Policy issued.

Issued on December 29th 2022

Name of local Branch: Buzova Boulevard 31/A, General representation: ERM Assurance (Bulgaria) Ltd. ERM Assurance Ltd.


"ALLIANZ BULGARIA" INS Co. LTD.


Certificate

 for European Product Safety

Reference No. 191460

Circuit-breakers with overcurrent protection

Type designation: C61N, C61L, C61N, C61L

Certificate holder: Elmark Industries SC
2 Dobrota Blvd., Dobrich,
BULGARIA

The product complies with the standard(s): EN 60898-1:2003+A11+A12+A13

Date of expiry: 18 August 2023

EU Directive information: According to the principle of presumption of conformity, this certificate constitutes support for an EC Declaration of Conformity and CE marking according to the Low Voltage Directive 2014/35/EU.


Additional Information in Appendix

Certification Body: Intertek Serbia AB, Product Certification Place: Koca - Strazhin

Signed:  Date: 18 August 2018, Page 1 of 2

This certificate is issued in accordance with the terms and conditions set out in the Appendix.

Certificate

 for European Product Safety

Reference No. 191567

Moulded Case Circuit-Breakers

Type designation: CS 1

Certificate holder: Elmark Industries SC
2 Dobrota Blvd., Dobrich,
BULGARIA


The product complies with the standard(s): EN 60647-2:2017

Date of expiry: 13 September 2023

EU Directive information: According to the principle of presumption of conformity, this certificate constitutes support for an EC Declaration of Conformity and CE marking according to the Low Voltage Directive 2014/35/EU.


Additional Information in Appendix

Certification Body: Intertek Serbia AB, Product Certification Place: Koca - Strazhin

Signed:  Date: 13 September 2018, Page 1 of 2

This certificate is issued in accordance with the terms and conditions set out in the Appendix.

Certificate

 for European Product Safety

Reference No. 191760

Residual current operated circuit-breakers without integral overcurrent protection for household and similar uses (RCCBs)

Type designation: JEL1

Certificate holder: Elmark Industries SC
2 Dobrota Blvd., Dobrich,
BULGARIA


The product complies with the standard(s): EN 61008-1:1994+A11
EN 61008-1:2012+A1+A2+A11+A12

Date of expiry: 31 October 2023

EU Directive information: According to the principle of presumption of conformity, this certificate constitutes support for an EC Declaration of Conformity and CE marking according to the Low Voltage Directive 2014/35/EU.


Additional Information in Appendix

Certification Body: Intertek Serbia AB, Product Certification Place: Koca - Strazhin

Signed:  Date: 31 October 2018, Page 1 of 2

This certificate is issued in accordance with the terms and conditions set out in the Appendix.

Certificate

 for European Product Safety

Reference No. 191710

AC Contactor

Type designation: L71-D4011, L71-D6011, L71-D8011, L71-D6011, L71-D8011

Certificate holder: Elmark Industries SC
2 Dobrota Blvd., Dobrich,
BULGARIA

The product complies with the standard(s): EN 60947-4-1:2010+A1
EN 60947-5-1:2017

Date of expiry: 18 October 2023

EU Directive information: According to the principle of presumption of conformity, this certificate constitutes support for an EC Declaration of Conformity and CE marking according to the Low Voltage Directive 2014/35/EU.

Additional Information in Appendix

Certification Body: Intertek Serbia AB, Product Certification Place: Koca - Strazhin

Signed:  Date: 18 October 2018, Page 1 of 2

This certificate is issued in accordance with the terms and conditions set out in the Appendix.

DECORATIVE LIGHTING

- LED DECOR LIGHTING
- CRYSTAL LIGHTING
- DECOR CLASSIC LIGHTING
- SPOT LIGHTS
- TABLE & FLOOR LAMPS





955ELIN3075


955ELIN3043

955ELIN3065

Click on the image
& view the price



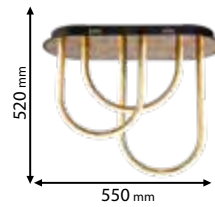
955ELIN3075



Type: Ceiling lamp
Power: 75W
Lumens: 4800lm
Body colour: Sand black + Gold
Material: Metal + Aluminum+ Silicone




955ELIN3065



Type: Ceiling lamp
Power: 65W
Lumens: 4220lm
Body colour: Sand black + Gold
Material: Metal + Aluminum+ Silicone



955ELIN3043



Type: Ceiling lamp
Power: 43W
Lumens: 2800lm
Body colour: Sand black + Gold
Material: Metal + Aluminum+ Silicone

5 YEARS TOTAL WARRANTY
+ 3 standard
2 extended

IP40

~230V

SMD
2835

>15000

Ra≥80

EMC

Scan QR code for 3D models,
IES files & price.



955AXEL30496



955AXEL30472

5 YEARS TOTAL WARRANTY
+ 3 standard
+ 2 extended

IP40

~230V

SMD
2835

>15000

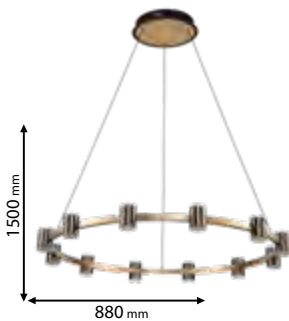
Ra≥80

EMC

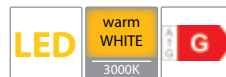
Click on the image
& view the price



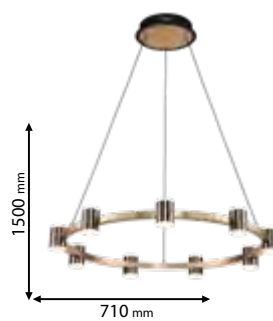
955AXEL30496



Type: Chandelier
Power: 96W
Lumens: 6200lm
Body colour: Black &
Brushed light gold
Material: Metal + Aluminum+
Acrylic PC

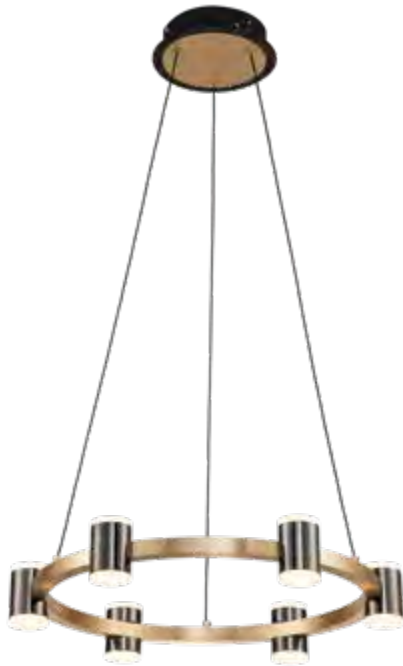


955AXEL30472



Type: Chandelier
Power: 72W
Lumens: 4600lm
Body colour: Black &
Brushed light gold
Material: Metal + Aluminum +
Acrylic PC

Scan QR code for 3D models,
IES files & price.



955AXEL3048



955AXEL3008W

5 YEARS TOTAL WARRANTY
+ 3 standard
+ 2 extended

IP40

~230V

SMD
2835

>15000

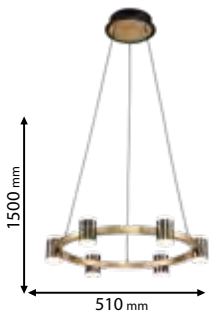
Ra≥80

EMC

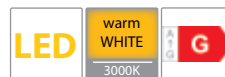
Click on the image
& view the price




955AXEL3048



Type: Chandelier
Power: 48W
Lumens: 3100lm
Body colour: Black
& Brushed light gold
Material: Metal + Aluminum+
Acrylic PC



955AXEL3008W



Type: Wall lamp
Power: 8W
Lumens: 520lm
Body colour: Black & Brushed
light gold
Material: Metal + Aluminum+
Acrylic PC

Scan QR code for 3D models,
IES files & price.



955FELIX3058



955FELIX3035

5 YEAR TOTAL WARRANTY
3 standard+2 extended
+ 2 extended

IP40

~230V

SMD
2835


>15000

Ra≥80

EMC

Click on the image
& view the price

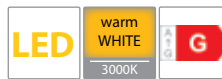
Scan QR code for 3D models,
IES files & price.



955FELIX3058



Type: Chandelier
Power: 58W
Lumens: 3700lm
Body colour: Black & Gold
Material: Metal + Acrylic+
Silicone tube



955FELIX3035



Type: Chandelier
Power: 35W
Lumens: 2200lm
Body colour: Black & Gold
Material: Metal + Acrylic +
Silicone tube



955FELIX30112



955FELIX3029




955FELIX3052

Click on the image
& view the price



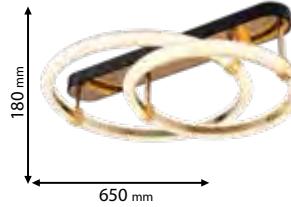
955FELIX30112



Type: Ceiling lamp
Power: 112W
Lumens: 7200lm
Body colour: Black & Gold
Material: Metal + Acrylic + Silicone tube



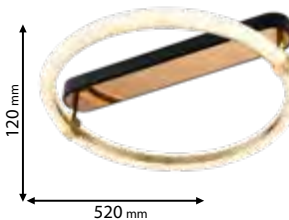
955FELIX3052



Type: Ceiling lamp
Power: 52W
Lumens: 3300lm
Body colour: Black & Gold
Material: Metal + Acrylic + Silicone tube



955FELIX3029



Type: Ceiling lamp
Power: 29W
Lumens: 1800lm
Body colour: Black & Gold
Material: Metal + Acrylic + Silicone tube

5 YEARS TOTAL WARRANTY
+ 3 standard
2 extended

IP40

~230V

SMD
2835

>15000

Ra≥80

EMC

Scan QR code for 3D models,
IES files & price.



955LINUS1P



955OWEN1P



955LINUS1W

Click on the image
& view the price

5 YEARS TOTAL WARRANTY
+ 3 standard
2 extended

IP40

~230V

SMD 2835

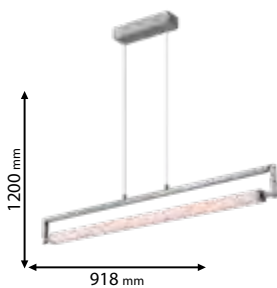
>15000

Ra≥80

EMC



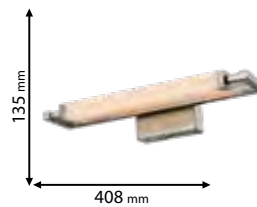
955LINUS1P



Type: Pendant lamp
Power: 23W
Lumens: 1610lm
Body colour: Silver
Material: Aluminum + Iron + PC



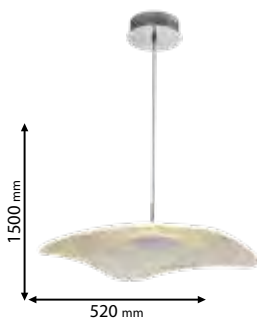
955LINUS1W



Type: Wall lamp
Power: 8.5W
Lumens: 595lm
Body colour: Silver
Material: Aluminum + Iron + PC



955OWEN1P



Type: Pendant lamp
Power: 19W
Lumens: 1330lm
Body colour: Chrome
Material: Aluminium + Iron + Acrylic

Scan QR code for 3D models, IES files & price.



955AILIS18



955AILIS15

Click on the image
& view the price

5 YEARS TOTAL WARRANTY
+ 3 standard
+ 2 extended

IP40

~230V

SMD
2835


>15000

Ra≥80

EMC

LED warm WHITE 2700K


955AILIS18



Type: Pendant lamp
Power: 18W
Lumens: 1980lm
Body colour: White
Material: Metal + Acrylic

LED warm WHITE 2700K

955AILIS15



Type: Pendant lamp
Power: 15W
Lumens: 1650lm
Body colour: White
Material: Metal + Acrylic

Scan QR code for 3D models,
IES files & price.



955MARCELLA1T



955MARCELLA1W

5 YEARS TOTAL WARRANTY
+ 3 standard
+ 2 extended

IP40

~230V

SMD
2835

>15000

Ra≥80

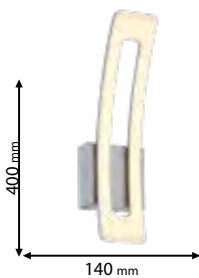
EMC

Click on the image
& view the price

Scan QR code for 3D models,
IES files & price.



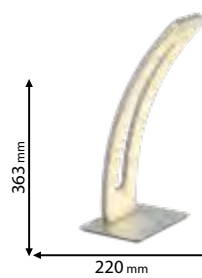
955MARCELLA1W




Type: Wall lamp
Power: 11W
Lumens: 756lm
Body colour: Silver
Material: Aluminum +
Iron + PC



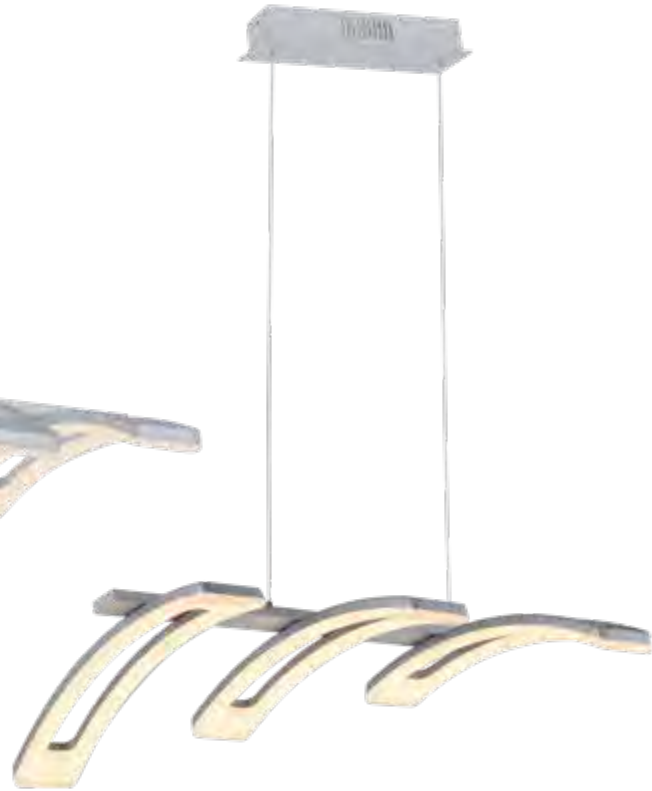
955MARCELLA1T



Type: Table lamp
Power: 11W
Lumens: 770lm
Body colour: Silver
Material: Aluminum +
Iron + PC



955MARCELLA4A



955MARCELLA3R

Click on the image
& view the price

DECOR | MARCELLA

5 YEARS TOTAL WARRANTY
+ 3 standard
+ 2 extended

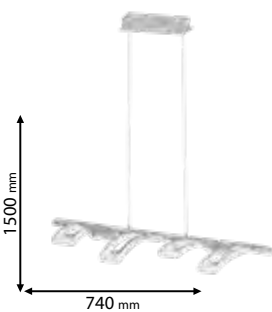
- IP40
- ~230V
- SMD 2835
- >15000
- Ra≥80
- EMC

LED warm WHITE 2800-3200K G4 G

955MARCELLA4A



Type: Chandelier
Power: 42W
Lumens: 2940lm
Body colour: Silver
Material: Aluminum + Iron + PC

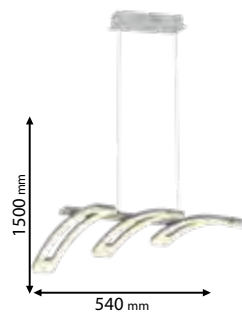


LED warm WHITE 2800-3200K G4 F

955MARCELLA3R



Type: Chandelier
Power: 33W
Lumens: 2310lm
Body colour: Silver
Material: Aluminum + Iron + PC



Scan QR code for 3D models, IES files & price.

5 YEARS TOTAL WARRANTY
+ 3 standard
+ 2 extended

IP40

~230V

SMD
2835

>15000

Ra≥80

EMC



955SENSO3F



955SENSO6

Click on the image
& view the price

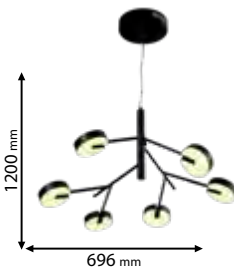
Scan QR code for 3D models,
IES files & price.



955SENSO6



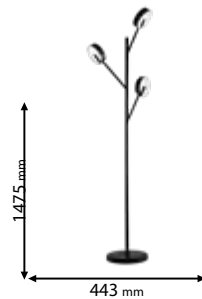
Type: Pendant lamp
Power: 50W
Lumens: 3528lm
Body colour: Matte black
Material: Aluminum +
Iron + Acrylic



955SENSO3F



Type: Floor lamp
Power: 25W
Lumens: 1764lm
Body colour: Matte black
Material: Aluminum +
Iron + Acrylic





955SENSO1W



955SENSO2W



955SENSO1T


Click on the image
& view the price



955SENSO1W




Type: Wall lamp
Power: 8.5W
Lumens: 588lm
Body colour: Matte black
Material: Aluminum +
Iron + Acrylic



955SENSO2W



Type: Wall lamp
Power: 17W
Lumens: 1176lm
Body colour: Matte black
Material: Aluminum +
Iron + Acrylic



955SENSO1T



Type: Table lamp
Power: 8.5W
Lumens: 588lm
Body colour: Matte black
Material: Aluminum +
Iron + Acrylic



5 YEARS TOTAL WARRANTY
+ 3 standard
2 extended

IP40

~230V

SMD
2835

>15000

Ra≥80

EMC

Scan QR code for 3D models,
IES files & price.

5 YEARS TOTAL WARRANTY
+ 3 standard
2 extended

IP40

~230V

SMD

2835

>15000

Ra≥80

EMC



955DUNCAN3F



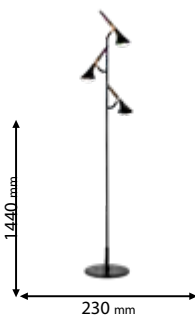
955DUNCAN9

Click on the image
& view the price

Scan QR code for 3D models,
IES files & price.



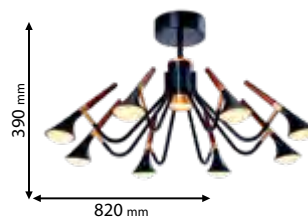
955DUNCAN3F



Type: Floor lamp
Power: 15W
Lumens: 1050lm
Body colour: Matte black
& Wood
Material: Aluminum +
Iron + PC



955DUNCAN9



Type: Chandelier
Power: 45W
Lumens: 3150lm
Body colour: Matte black
& Wood
Material: Aluminum +
Iron + PC



955DUNCAN6



955DUNCAN1W



955DUNCAN1T

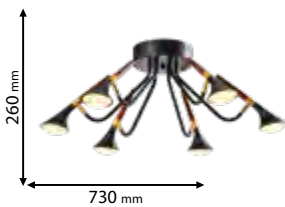
Click on the image
& view the price




955DUNCAN6



Type: Chandelier
Power: 30W
Lumens: 2100lm
Body colour: Matte black & Wood
Material: Aluminum + Iron + PC



955DUNCAN1W



Type: Wall lamp
Power: 5W
Lumens: 350lm
Body colour: Matte black & Wood
Material: Aluminum + Iron + PC



955DUNCAN1T



Type: Table lamp
Power: 5W
Lumens: 350lm
Body colour: Matte black & Wood
Material: Aluminum + Iron + PC



5 YEARS TOTAL WARRANTY
+ 3 standard
2 extended

IP40

~230V

SMD
2835

>15000

Ra≥80

EMC

Scan QR code for 3D models,
IES files & price.



955FRANCIS120/30



955FRANCIS42/14

5 YEARS TOTAL WARRANTY
+ 3 standard
2 extended

IP40

~230V

SMD
2835

>15000

Ra≥80


EMC

Click on the image
& view the price

Scan QR code for 3D models,
IES files & price.



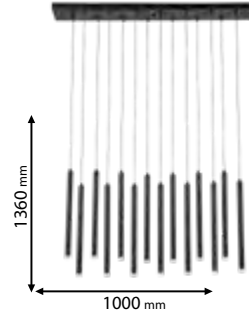
955FRANCIS120/30



Type: Chandelier
Power: 35W
Lumens: 700lm
Body colour: Matt Black
Material: Metal + Acrylic
Pine QTY: 30



955FRANCIS42/14



Type: Chandelier
Power: 16W
Lumens: 380lm
Body colour: Matt Black
Material: Metal + Acrylic
Pine QTY: 14



955MARLON36/12



955MONACO12W

5 YEARS TOTAL WARRANTY
+ 3 standard
2 extended

IP40

~230V

SMD

2835

>15000

Ra≥80

EMC

Click on the image
& view the price

LED neutral WHITE 4000K **G F**


955MARLON36/12



Type: Chandelier
Power: 10W
Lumens: 250lm
Body colour: Copper
Material: Metal + Acrylic
Pine QTY: 12

LED warm WHITE 2700K neutral WHITE 4000K cold WHITE 6400K **G SETTABLE**

955MONACO12W



Type: Wall lamp
Power: 12W
Lumens: 380lm
Body colour: Gold
Material: Metal + Glass

Scan QR code for 3D models,
IES files & price.



955COLIN108/18



955COLIN72/12

5 YEARS TOTAL WARRANTY
+ 3 standard
+ 2 extended

IP40

~230V

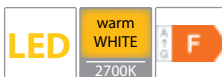
SMD
2835

>15000

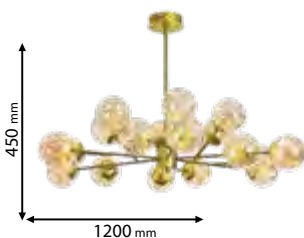
Ra≥80

EMC

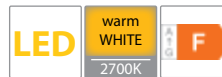
Click on the image
& view the price



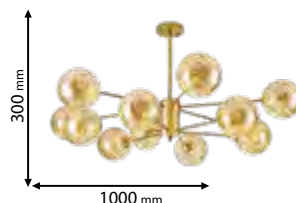
955COLIN108/18



Type: Chandelier
Power: 63W
Lumens: 6100lm
Body colour: Gold
Material: Metal + Glass



955COLIN72/12



Type: Chandelier
Power: 52W
Lumens: 5000lm
Body colour: Gold
Material: Metal + Glass

Scan QR code for 3D models,
IES files & price.



955COLIN16



955COLIN12

5 YEARS TOTAL WARRANTY
+ 3 standard
+ 2 extended

IP40

~230V

SMD
2835

>15000


Ra≥80

EMC

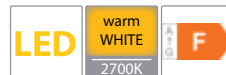
Click on the image
& view the price



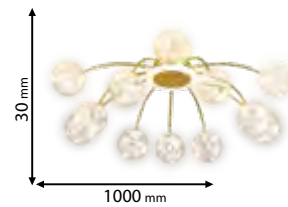
955COLIN16



Type: Chandelier
Power: 65W
Lumens: 6000lm
Body colour: Gold
Material: Metal + Glass



955COLIN12



Type: Chandelier
Power: 52W
Lumens: 5300lm
Body colour: Gold
Material: Metal + Glass

Scan QR code for 3D models,
IES files & price.



955HENDRIX1P



955HENDRIX1T

5 YEARS TOTAL WARRANTY
+ 3 standard
2 extended

IP40

~230V

SMD
2835

>15000

Ra≥80

EMC

Click on the image
& view the price

Scan QR code for 3D models,
IES files & price.




955HENDRIX1P



Type: Pendant lamp
Power: 21W
Lumens: 1470lm
Body colour: White & Black
Material: Aluminum + Iron + PC



955HENDRIX1T



Type: Table lamp
Power: 11W
Lumens: 770lm
Body colour: White & Black
Material: Aluminum + Iron + PC



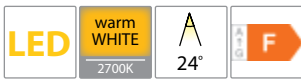
93TL291L10WW/WH
93TL291L10W/WH



93TL291L10WW/BL
93TL291L10W/BL

Click on the image
& view the price


DECOR | TL 29



93TL291L10WW/WH




Type: Pendant lamp
Power: 10W
Lumens: 800lm
Body colour: White
Material: Aluminum



93TL291L10WW/BL



Type: Pendant lamp
Power: 10W
Lumens: 800lm
Body colour: Black
Material: Aluminum



5 YEARS TOTAL WARRANTY
+ 3 standard
2 extended

IP40

~230V

SMD 2835

>15000

Ra≥80


EMC



93TL291L10W/WH




Type: Pendant lamp
Power: 10W
Lumens: 800lm
Body colour: White
Material: Aluminum



93TL291L10W/BL



Type: Pendant lamp
Power: 10W
Lumens: 800lm
Body colour: Black
Material: Aluminum



Scan QR code for 3D models,
IES files & price.



93TL291L15WW/WH
93TL291L15W/WH



93TL291L15WW/BL
93TL291L15W/BL

Click on the image
& view the price

5 YEARS TOTAL WARRANTY
+ 3 standard
2 extended

IP40

~230V

SMD
2835

>15000


Ra≥80

EMC

Scan QR code for 3D models,
IES files & price.




93TL291L15WW/WH



Type: Pendant lamp
Power: 15W
Lumens: 1500lm
Body colour: White
Material: Aluminum




93TL291L15WW/BL



Type: Pendant lamp
Power: 15W
Lumens: 1500lm
Body colour: Black
Material: Aluminum



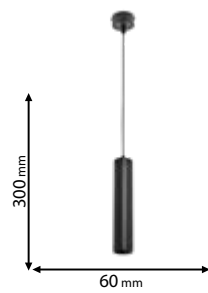
93TL291L15W/WH



Type: Pendant lamp
Power: 15W
Lumens: 1500lm
Body colour: White
Material: Aluminum



93TL291L15W/BL



Type: Pendant lamp
Power: 15W
Lumens: 1500lm
Body colour: Black
Material: Aluminum

CRYSTAL LIGHTING



Recommended bulb



E14

page 729



955DALISS13



955DALISS5

5 YEARS TOTAL WARRANTY
+ 3 standard
+ 2 extended

IP20

~230V

RoHS

CE

Click on the image & view the price

Lamps Not Included



13xE14

955DALISS13



Type: Chandelier
Body colour: Gold
Crystal index: K9
Material: Metal + Crystal
Max.: 13x40W

Lamps Not Included



5xE14

955DALISS5



Type: Chandelier
Body colour: Gold
Crystal index: K9
Material: Metal + Crystal
Max.: 5x40W

Scan QR code for 3D models, IES files & price.

Recommended bulb



E14

page 729

ELMARK
The Brand of Electricity



955BLESSY18



955BLESSY10

Click on the image
& view the price

5 YEARS TOTAL WARRANTY
+ 3 standard
+ 2 extended

IP20

~230V

RoHS

CE

Lamps
Not Included



18xE14

955BLESSY18



Type: Chandelier
Body colour: Chrome
Crystal index: K9
Material: Metal + Crystal
Max.: 18x40W

Lamps
Not Included



10xE14

955BLESSY10



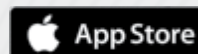
Type: Chandelier
Body colour: Chrome
Crystal index: K9
Material: Metal + Crystal
Max.: 10x40W

Scan QR code for 3D models,
IES files & price.

Download from www.elmarkholding.eu or for mobile from



or



Recommended bulb



E14

page 729



955BLESSY44



955BLESSY77



955BLESSY19

Click on the image & view the price

5 YEARS TOTAL WARRANTY
+ 3 standard
+ 2 extended

IP20

~230V

RoHS


CE

Lamps Not Included



77xE14

955BLESSY77




Type: Chandelier 14 sections
Body colour: Chrome
Crystal index: K9
Material: Metal + Crystal
Max.: 77x40W

Lamps Not Included



44xE14

955BLESSY44



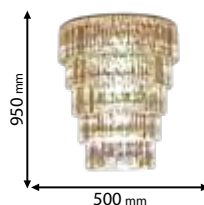
Type: Chandelier 8 sections
Body colour: Chrome
Crystal index: K9
Material: Metal + Crystal
Max.: 44x40W

Lamps Not Included



19xE14

955BLESSY19

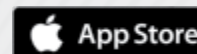


Type: Chandelier 5 sections
Body colour: Chrome
Crystal index: K9
Material: Metal + Crystal
Max.: 19x40W

Scan QR code for 3D models, IES files & price.



or



Recommended bulb



E14

page 729

ELMARK

The Brand of Electricity



955VICTORIA22



955VICTORIA14



955VICTORIA6

Click on the image & view the price


DECOR | VICTORIA

Lamps Not Included



22xE14

955VICTORIA22



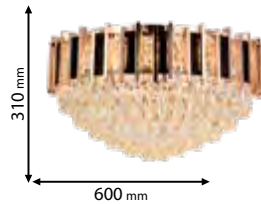
Type: Ceiling lamp
Body colour: Gold & Black
Crystal index: K9
Material: Metal + Crystal
Max.: 22x40W

Lamps Not Included



13xE14

955VICTORIA14




Type: Ceiling lamp
Body colour: Gold & Black
Crystal index: K9
Material: Metal + Crystal
Max.: 13x40W

Lamps Not Included



6xE14

955VICTORIA6



Type: Ceiling lamp
Body colour: Gold & Black
Crystal index: K9
Material: Metal + Crystal
Max.: 6x40W

5 YEARS TOTAL WARRANTY
+ 3 standard
+ 2 extended

IP20

~230V


RoHS

CE

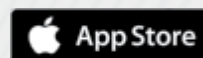
Scan QR code for 3D models, IES files & price.

Download

from www.elmarkholding.eu or for mobile from



or



Recommended bulb




E14

page 729



955CATHERINE17/R



955CATHERINE17/S

5 YEARS TOTAL WARRANTY
+ 3 standard
2 extended

IP20

~230V

RoHS

CE

Click on the image & view the price

Lamps Not Included



17xE14

955CATHERINE17/R




Type: Chandelier
Body colour: Gold & Black
Crystal index: K9
Material: Metal + Crystal
Max.: 17x40W

Lamps Not Included



19xE14

955CATHERINE17/S



Type: Chandelier
Body colour: Gold & Black
Crystal index: K9
Material: Metal + Crystal
Max.: 19x40W

Scan QR code for 3D models, IES files & price.

Recommended bulb



E14

page 729

ELMARK
The Brand of Electricity



955INNA2W/CH



955INNA2W/GD

DECOR | INNA

5 YEARS TOTAL WARRANTY
+ 3 standard
+ 2 extended

Click on the image
& view the price

IP20

~230V

RoHS


CE

Lamps
Not Included



2xE14

955INNA2W/CH



210 mm

330 mm


Type: Wall lamp
Body colour: Chrome
Material: Metal + Crystal
Max.: 2x40W

Lamps
Not Included



2xE14

955INNA2W/GD



210 mm

330 mm

Type: Wall lamp
Body colour: Gold
Material: Metal + Crystal
Max.: 2x40W

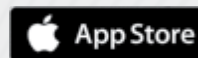
Scan QR code for 3D models,
IES files & price.

Download **ELMARK BUSINESS APP**

from www.elmarkholding.eu or for mobile from



or



Recommended bulb



E14

page 729



955WILLIAMLUX8



955WILLIAMLUX12



955WILLIAMLUX2

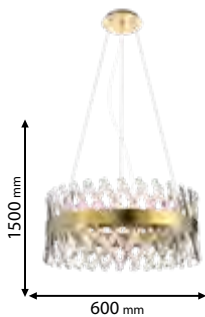
Click on the image & view the price

5 YEARS TOTAL WARRANTY
+ 3 standard
2 extended

Lamps Not Included



955WILLIAMLUX8

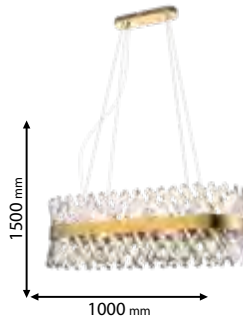


Type: Chandelier
Body colour: Antique brass
Material: Metal + Crystal
Max.: 8x40W

Lamps Not Included



955WILLIAMLUX12




Type: Chandelier
Body colour: Antique brass
Material: Metal + Crystal
Max.: 12x40W

Lamps Not Included



955WILLIAMLUX2



Type: Wall lamp
Body colour: Antique brass
Material: Metal + Crystal
Max.: 2x40W

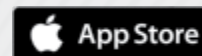
Scan QR code for 3D models, IES files & price.

IP20

~230V

RoHS

CE



Recommended bulb



E14

page 729

ELMARK

The Brand of Electricity



955WILLIAM8



955WILLIAM12



955WILLIAM2


Click on the image & view the price

DECOR | WILLIAM

Lamps Not Included



955WILLIAM8

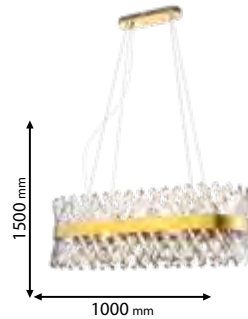


Type: Chandelier
Body colour: Gold
Material: Metal + Crystal
Max.: 8x40W

Lamps Not Included



955WILLIAM12

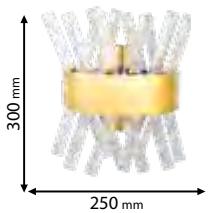


Type: Chandelier
Body colour: Gold
Material: Metal + Crystal
Max.: 12x40W

Lamps Not Included



955WILLIAM2



Type: Wall lamp
Body colour: Gold
Material: Metal + Crystal
Max.: 2x40W

5 YEARS TOTAL WARRANTY
+ 3 standard
+ 2 extended

IP20

~230V

RoHS

CE

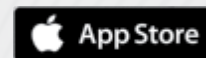
Scan QR code for 3D models, IES files & price.

Download ELMARK BUSINESS APP

from www.elmarkholding.eu or for mobile from



or



Recommended bulb



E14

page 729



955ALBERT13



955ALBERT6

5 YEARS TOTAL WARRANTY
+ 3 standard
+ 2 extended

IP20

~230V

RoHS


CE

Click on the image & view the price

Lamps Not Included



955ALBERT13




Type: Chandelier
Body colour: Chrome
Crystal index: K9
Material: Metal + Crystal
Max.: 13x40W

Lamps Not Included



955ALBERT6



Type: Chandelier
Body colour: Chrome
Crystal index: K9
Material: Metal + Crystal
Max.: 6x40W

Scan QR code for 3D models, IES files & price.

Recommended bulb



E14

page 729

ELMARK
The Brand of Electricity



955VERA9



955MISHELLE8

DECOR | VERA | MISHELLE

5 YEARS TOTAL WARRANTY
+ 3 standard
2 extended

Click on the image
& view the price

IP20

~230V

RoHS

CE

Lamps
Not Included



9xE14

955VERA9




Type: Chandelier
Body colour: Gold
Crystal index: K9
Material: Metal + Crystal
Max.: 9x40W

Lamps
Not Included



8xE14

955MISHELLE8



Type: Ceiling lamp
Body colour: Chrome
Material: Metal + Crystal
Max.: 8x40W

Scan QR code for 3D models,
IES files & price.

Download from www.elmarkholding.eu or for mobile from



or



Recommended bulb



G9

page 764



955ANTONIO12



955ANTONIO8

5 YEARS TOTAL WARRANTY
+ 3 standard
2 extended

IP20

~230V

RoHS


CE

Click on the image
& view the price

Lamps
Not Included



955ANTONIO12




Type: Chandelier
Body colour: Gold
Material: Aluminum
+Crystals
Max.: 12x11W

Lamps
Not Included



955ANTONIO8



Type: Chandelier
Body colour: Gold
Material: Aluminum
+Crystals
Max.: 10x11W

Scan QR code for 3D models,
IES files & price.

Recommended bulb



G9

page 764

ELMARK

The Brand of Electricity

DECOR | KAROL



955KAROL10



955KAROL12

5 YEARS TOTAL WARRANTY
+ 3 standard
+ 2 extended

Click on the image
& view the price

IP20

~230V

RoHS

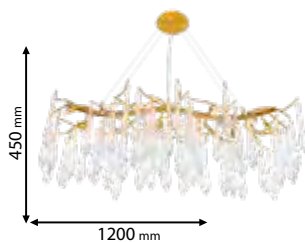
CE

Lamps
Not Included



12xG9

955KAROL12



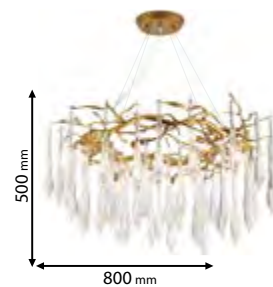
Type: Chandelier
Body colour: Gold
Material: Aluminum +
Crystals
Max.: 12x11W

Lamps
Not Included



10xG9


955KAROL10



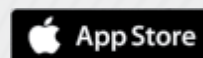
Type: Chandelier
Body colour: Gold
Material: Aluminum +
Crystals
Max.: 10x11W

Scan QR code for 3D models,
IES files & price.

Download from www.elmarkholding.eu or for mobile from



or



Recommended bulb



G9

page 764



955KAROL8MC



955JOSEPH6

5 YEARS TOTAL WARRANTY
+ 3 standard
+ 2 extended

IP20

~230V

RoHS

CE

Click on the image & view the price

Lamps
Not Included



955KAROL8MC



Type: Chandelier
Body colour: Gold & Multi Colored Crystals
Material: Aluminum + Crystals
Max.: 8x11W

Lamps
Not Included



955JOSEPH6



Type: Chandelier
Body colour: Gold
Material: Aluminum + Crystals
Max.: 6x11W

Scan QR code for 3D models, IES files & price.

Recommended bulb



G9

page 764

ELMARK
The Brand of Electricity



955CARLOS10



955ANDREW13

5 YEARS TOTAL WARRANTY
+ 3 standard
+ 2 extended

Click on the image
& view the price

IP20

~230V

RoHS

CE

Lamps
Not Included




10xG9

955CARLOS10



Type: Chandelier
Body colour: Gold
Material: Aluminum +
Crystals
Max.: 10x11W



Lamps
Not Included




13xG9

955ANDREW13



Type: Chandelier
Body colour: Gold
Material: Aluminum +
Crystals
Max.: 13x11W



Scan QR code for 3D models,
IES files & price.

Recommended bulb



G9

page 764



955JOAN22



955LOUIS13

5 YEARS TOTAL WARRANTY
+ 3 standard
+ 2 extended

IP20

~230V

RoHS

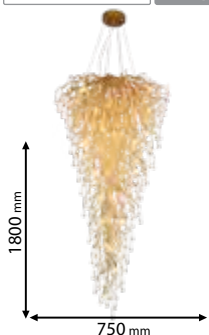
CE

Click on the image & view the price

Lamps Not Included



955JOAN22

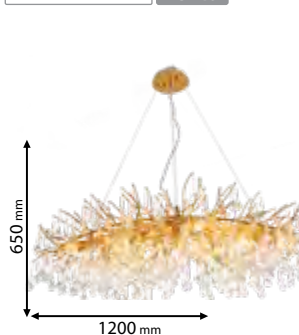


Type: Chandelier
Body colour: Gold
Material: Aluminum + Crystals
Max.: 22x11W

Lamps Not Included



955LOUIS13



Type: Chandelier
Body colour: Gold
Material: Aluminum + Crystals
Max.: 13x11W

Scan QR code for 3D models, IES files & price.

Recommended bulb



G9

page 764

ELMARK
The Brand of Electricity



955ROMAN10



955EDUARD7

5 YEARS TOTAL WARRANTY
+ 3 standard
+ 2 extended

Click on the image
& view the price

IP20

~230V


RoHS

CE

Lamps
Not Included



955EDUARD7

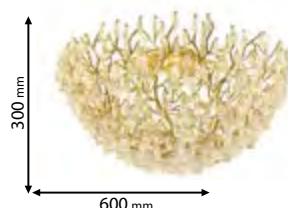


Type: Ceiling lamp
Body colour: Gold
Material: Aluminum + Crystals
Max.: 7x11W

Lamps
Not Included



955ROMAN10




Type: Ceiling lamp
Body colour: Gold
Material: Aluminum + Crystals
Max.: 11x11W

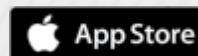
Scan QR code for 3D models,
IES files & price.

Download

from www.elmarkholding.eu or for mobile from



or



Recommended bulb



G9

page 764

ELMARK
The Brand of Electricity



955HUGO13



955SMITH6

5 YEARS TOTAL WARRANTY
+ 3 standard
+ 2 extended

IP20

~230V

RoHS


CE

Click on the image & view the price

Lamps
Not Included



955HUGO13




Type: Chandelier
Body colour: Gold
Material: Aluminum + Crystals
Max.: 13x11W

Lamps
Not Included



955SMITH6



Type: Chandelier
Body colour: Gold
Material: Aluminum + Crystals
Max.: 6x11W

Scan QR code for 3D models, IES files & price.

Recommended bulb



G9

page 764

5 YEARS TOTAL WARRANTY
+ 3 standard
+ 2 extended

IP20

~230V

RoHS

CE

Click on the image
& view the price

Scan QR code for 3D models,
IES files & price.



955AUSTIN10



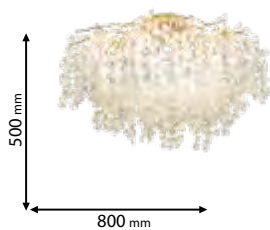
955AUSTIN3W

Lamps
Not Included



10xG9

955AUSTIN10



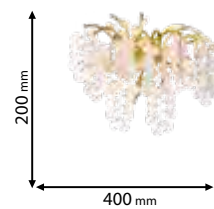
Type: Ceiling lamp
Body colour: Gold
Material: Aluminum +
Crystals
Max.: 10x11W

Lamps
Not Included



3xG9

955AUSTIN3W



Type: Wall lamp
Body colour: Gold
Material: Aluminum +
Crystals
Max.: 3x11W

Recommended bulb



E14
page 732



955RALPH15

5 YEARS TOTAL WARRANTY
+ 3 standard
+ 2 extended

IP20

~230V

RoHS

CE

Click on the image
& view the price

Lamps
Not Included



955RALPH15



Type: Chandelier
Body colour: Brass & White
Material: Full brass +
Crystals + Fabric
Max.: 15x40W

Scan QR code for 3D models,
IES files & price.

Recommended bulb



E14

page 729

ELMARK

The Brand of Electricity



955FREDERICK3



955DARIAN6

5 YEARS TOTAL WARRANTY
+ 3 standard
+ 2 extended

Click on the image
& view the price

IP20

~230V

RoHS

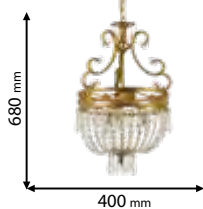
CE

Lamps
Not Included



3xE14

955FREDERICK3




Type: Chandelier
Body colour: Brass
Material: Full brass + Crystals
Max.: 3x40W

Lamps
Not Included



6xE14

955DARIAN6



Type: Chandelier
Body colour: Brass
Material: Full brass + Crystals
Max.: 6x40W

Scan QR code for 3D models,
IES files & price.

Recommended bulb



E14

page 729



G9

page 764



955CHARLES19



955GEORGE9

5 YEARS TOTAL WARRANTY
+ 3 standard
+ 2 extended

IP20

~230V

RoHS

CE

Click on the image & view the price

Lamps
Not Included




16xE14



3xG9

955CHARLES19



820 mm

660 mm

Type: Chandelier
Body colour: Brass
Material: Full Brass & Jade
Max.: 16x40W+3x11W

Lamps
Not Included



9xE14

955GEORGE9



680 mm

780 mm

Type: Chandelier
Body colour: Brass
Material: Full brass + Crystals
Max.: 9x40W

Scan QR code for 3D models, IES files & price.

Recommended bulb



E14

page 729

ELMARK
The Brand of Electricity



955HERALD15



955WINDSOR9

Click on the image
& view the price

5 YEARS TOTAL WARRANTY
+ 3 standard
+ 2 extended

IP20

~230V

RoHS


CE

Lamps
Not Included



15xE14

955HERALD15



840 mm

950 mm


Type: Chandelier
Body colour: Brass
Material: Full brass +
Crystals
Max.: 15x40W

Lamps
Not Included



9xE14

955WINDSOR9



840 mm


575 mm

Type: Chandelier
Body colour: Brass
Material: Full brass +
Crystals
Max.: 9x40W

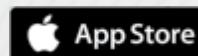
Scan QR code for 3D models,
IES files & price.

Download

from www.elmarkholding.eu or for mobile from



or



Recommended bulb



E14

page 729



955RICHARD8



955EDWARD8

5 YEARS TOTAL WARRANTY
+ 3 standard
+ 2 extended

IP20

~230V

RoHS

CE

Click on the image & view the price

Lamps
Not Included



955RICHARD8




Type: Chandelier
Body colour: Brass
Material: Full Brass & Crystals
Max.: 8x40W

Lamps
Not Included



955EDWARD8



Type: Chandelier
Body colour: Brass
Material: Full Brass & Jade
Max.: 8x40W

Scan QR code for 3D models, IES files & price.

Recommended bulb



E14

page 729

ELMARK
The Brand of Electricity



955MADLEN5



955MADLEN1W



955MADLEN3


Click on the image
& view the price

DECOR | MADLEN

Lamps
Not Included



955MADLEN5

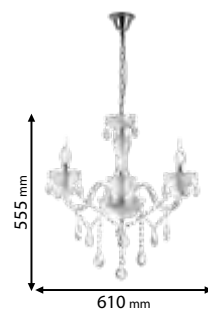


Type: Chandelier
Body colour: Transparent
Material: Metal + Crystal
Max.: 5x40W

Lamps
Not Included



955MADLEN3




Type: Chandelier
Body colour: Transparent
Material: Metal + Crystal
Max.: 3x40W

Lamps
Not Included



955MADLEN1W



Type: Wall lamp
Body colour: Transparent
Material: Metal + Crystal
Max.: 40W

5 YEARS TOTAL WARRANTY
+ 3 standard
+ 2 extended

IP20

~230V

RoHS

CE

Scan QR code for 3D models,
IES files & price.

Recommended bulb



E14

page 729



955LIZA5/AB



955LIZA1W/AB



955LIZA3/AB



955LIZA1T/AB

Click on the image
& view the price

5 YEARS TOTAL WARRANTY
+ 3 standard
+ 2 extended

IP20


~230V

RoHS

CE

Lamps Not Included  5x E14


955LIZA5/AB



Type: Chandelier
Body colour: Antique brass
Material: Metal + Crystal
Max.: 5x40W

Lamps Not Included  3x E14


955LIZA3/AB



Type: Chandelier
Body colour: Antique brass
Material: Metal + Crystal
Max.: 3x40W

Lamps Not Included  1x E14

955LIZA1W/AB



Type: Wall lamp
Body colour: Antique brass
Material: Metal + Crystal
Max.: 40W

Lamps Not Included  1x E14

955LIZA1T/AB



Type: Table lamp
Body colour: Antique brass
Material: Metal + Crystal
Max.: 40W

Scan QR code for 3D models, IES files & price.

Recommended bulb



E14

page 729



955LIZA5/CH



955LIZA1W/CH



955LIZA3/CH




955LIZA1T/CH

Click on the image
& view the price

Lamps
Not Included



955LIZA5/CH



Type: Chandelier
Body colour: Chrome
Material: Metal + Crystal
Max.: 5x40W

Lamps
Not Included



955LIZA3/CH



Type: Chandelier
Body colour: Chrome
Material: Metal + Crystal
Max.: 3x40W

Lamps
Not Included



955LIZA1W/CH



Type: Wall lamp
Body colour: Chrome
Material: Metal + Crystal
Max.: 40W

Lamps
Not Included



955LIZA1T/CH



Type: Table lamp
Body colour: Chrome
Material: Metal + Crystal
Max.: 40W

5 YEARS TOTAL WARRANTY
+ 3 standard
2 extended

IP20

~230V

RoHS

CE

Scan QR code for 3D models,
IES files & price.

Recommended bulb



E14

page 729



955PERCY3W/GD



955PERCY2W/GD



955PERCY2W/BL

Click on the image
& view the price

5 YEARS TOTAL WARRANTY
+ 3 standard
+ 2 extended

IP20


~230V

RoHS

CE

Lamps Not Included  3xE14


955PERCY3W/GD



Type: Wall lamp
Body colour: Gold
Material: Stainless Steel
+ Crystals
Max.: 3x40W

Lamps Not Included  3xE14


955PERCY3W/BL



Type: Wall lamp
Body colour: Black
Material: Stainless Steel
+ Crystals
Max.: 3x40W

Lamps Not Included  2xE14


955PERCY2W/GD



Type: Wall lamp
Body colour: Gold
Material: Stainless Steel
+ Crystals
Max.: 2x40W

Lamps Not Included  2xE14

955PERCY2W/BL



Type: Wall lamp
Body colour: Black
Material: Stainless Steel
+ Crystals
Max.: 2x40W

Scan QR code for 3D models,
IES files & price.

Recommended bulb



E14

page 729



955GILLIS2W/GD



955GILLIS2W/BL




955ELDER2W/GD

Click on the image
& view the price

Lamps
Not Included



955GILLIS2W/GD




Type: Wall lamp
Body colour: Titanium gold
Material: Stainless Steel + Crystals
Max.: 2x40W

Lamps
Not Included



955GILLIS2W/BL




Type: Wall lamp
Body colour: Titanium black
Material: Stainless Steel + Crystals
Max.: 2x40W

Lamps
Not Included



955ELDER2W/GD



Type: Wall lamp
Body colour: Gold
Material: Metal + Crystals
Max.: 2x40W

5 YEARS TOTAL WARRANTY
+ 3 standard
+ 2 extended

IP20

~230V

RoHS



Scan QR code for 3D models,
IES files & price.

Recommended bulb



E14

page 729

for BRETON



G4

page 765

for BRIX



955BRETON2W/BL



955BRETON2W/WH



955BRIX7W/GD

Click on the image
& view the price

5 YEARS TOTAL WARRANTY
+ 3 standard
2 extended

IP20

~230V

RoHS


CE

Lamps
Not Included



2xE14

955BRETON2W/BL




Type: Wall lamp
Body colour: Gold & Black
Material: Stainless Steel
+ PC Fabric
Max.: 2x40W

Lamps
Not Included



2xE14

955BRETON2W/WH




Type: Wall lamp
Body colour: Gold & White
Material: Stainless Steel
+ PC Fabric
Max.: 2x40W

Lamps
Not Included



7xG4

955BRIX7W/GD



Type: Wall lamp
Body colour: Titanium Gold
Material: Stainless Steel & Crystals
Max.: 7x11W

Scan QR code for 3D models,
IES files & price.

Recommended bulb



E14

page 729

for HARRIS



G9

page 764

for MARGARET

ELMARK
The Brand of Electricity



955HARRIS2W/CU



955HARRIS2W/BL



955MARGARET2/GD

Click on the image
& view the price


DECOR | HARRIS | MARGARET

Lamps
Not Included



2xE14

955HARRIS2W/CU




Type: Wall lamp
Body colour: Copper
Material: Stainless Steel
+ Crystals
Max.: 2x40W

Lamps
Not Included



2xE14

955HARRIS2W/BL



Type: Wall lamp
Body colour: Matt black
Material: Stainless Steel
+ Crystals
Max.: 2x40W

Lamps
Not Included



2xG9

955MARGARET2/GD



Type: Wall lamp
Body colour: Gold
Material: Stainless Steel &
Crystals
Max.: 2x11W

5 YEARS TOTAL WARRANTY
+ 3 standard
+ 2 extended

IP20

~230V

RoHS

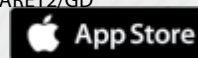
CE

Scan QR code for 3D models,
IES files & price.

Download from www.elmarkholding.eu or for mobile from



or



955MARGARET2/GD

Recommended bulb



G9

page 764



955FRANZ2W/GD



955GUSTAV2W/GD



955THEODORE3/GD

Click on the image
& view the price

5 YEARS TOTAL WARRANTY
+ 3 standard
2 extended

IP20

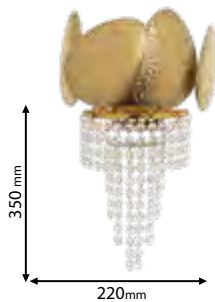
~230V

RoHS

CE

Scan QR code for 3D models,
IES files & price.

Lamps Not Included  2xG9

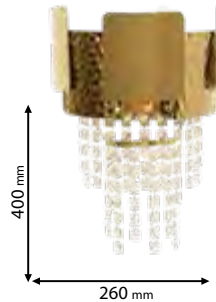


955FRANZ2W/GD



Type: Wall lamp
Body colour: Gold
Material: Stainless Steel + Crystals
Max.: 2x11W

Lamps Not Included  2xG9




955GUSTAV2W/GD



Type: Wall lamp
Body colour: Gold
Material: Stainless Steel + Crystals
Max.: 2x11W

Lamps Not Included  3xG9



955THEODORE3/GD



Type: Wall lamp
Body colour: Gold
Material: Metal + Crystals
Max.: 3x11W

DECOR CLASSIC LIGHTING



Recommended bulb



E14

page 729



955ALEXANDER12

5 YEARS TOTAL WARRANTY
+ 3 standard
+ 2 extended

IP20

~230V

RoHS

CE


Click on the image
& view the price

Scan QR code for 3D models,
IES files & price.

Lamps
Not Included



955ALEXANDER12



Type: Chandelier
Body colour: Brass
Material: Full Brass +
Glass
Max.: 12x40W

Recommended bulb



E14

page 729

ELMARK

The Brand of Electricity



955JULIAN8



955PHILIP8

DECOR | JULIAN | PHILIP

5 YEARS TOTAL WARRANTY
+ 3 standard
+ 2 extended

Click on the image
& view the price

IP20

~230V

RoHS


CE

Lamps
Not Included



10xE14

955JULIAN8



700 mm

780 mm

Type: Chandelier
Body colour: Brass
Material: Full Brass +
Ceramic
Max.: 10x40W

Lamps
Not Included



8xE14

955PHILIP8



1150 mm


850 mm

Type: Chandelier
Body colour: Brass
Material: Full brass
Max.: 8x40W

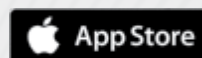
Scan QR code for 3D models,
IES files & price.

Download

from www.elmarkholding.eu or for mobile from



or



Recommended bulb



E14

page 733



955ANGELA8



955ANGELA5

5 YEARS TOTAL WARRANTY
+ 3 standard
2 extended

IP20

~230V

RoHS

CE

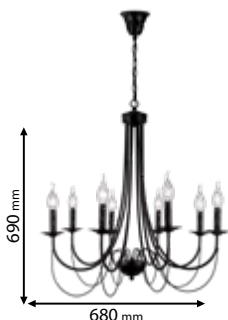
Click on the image & view the price

Lamps
Not Included



8xE14

955ANGELA8



690 mm

680 mm

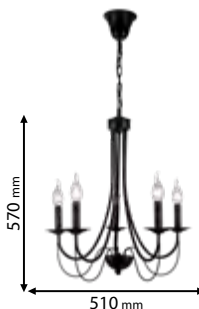
Type: Chandelier
Body colour: Black
Material: Metal
Max.: 8x40W

Lamps
Not Included



5xE14

955ANGELA5



570 mm

510 mm

Type: Chandelier
Body colour: Black
Material: Metal
Max.: 5x40W

Scan QR code for 3D models, IES files & price.

Recommended bulb



E14

page 733

ELMARK
The Brand of Electricity



955ANGELA3



955ANGELA1W

Click on the image
& view the price

5 YEARS TOTAL WARRANTY
+ 3 standard
+ 2 extended

IP20

~230V

RoHS

CE

Lamps
Not Included

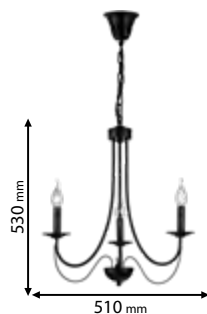


3xE14

955ANGELA3



Type: Chandelier
Body colour: Black
Material: Metal
Max.: 3x40W



Lamps
Not Included

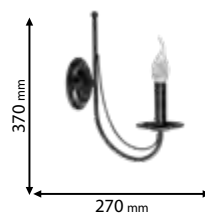


1xE14

955ANGELA1W



Type: Wall lamp
Body colour: Black
Material: Metal
Max.: 40W



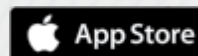
Scan QR code for 3D models,
IES files & price.

Download

from www.elmarkholding.eu or for mobile from



or



Recommended bulb



E14

page 733



955ANGELA8/WH



955ANGELA5/WH

5 YEARS TOTAL WARRANTY
+ 3 standard
+ 2 extended

IP20

~230V

RoHS

CE

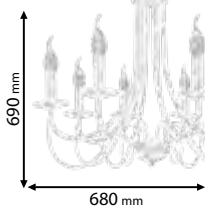
Click on the image & view the price

Lamps
Not Included



8xE14

955ANGELA8/WH



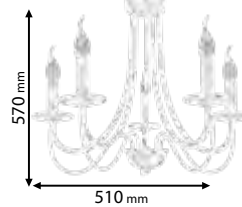
Type: Chandelier
Body colour: White
Material: Metal
Max.: 8x40W

Lamps
Not Included



5xE14

955ANGELA5/WH



Type: Chandelier
Body colour: White
Material: Metal
Max.: 5x40W

Scan QR code for 3D models, IES files & price.

Recommended bulb



E14

page 733

ELMARK
The Brand of Electricity

DECOR | ANGELA



955ANGELA3/WH



955ANGELA1W/WH

5 YEARS TOTAL WARRANTY
+ 3 standard
2 extended

Click on the image
& view the price

IP20

~230V

RoHS

CE

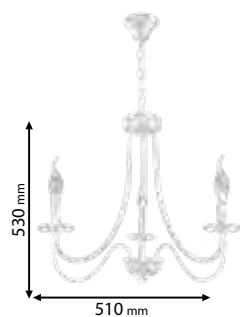
Lamps
Not Included



955ANGELA3/WH



Type: Chandelier
Body colour: White
Material: Metal
Max.: 3x40W




Lamps
Not Included



955ANGELA1W/WH



Type: Wall lamp
Body colour: White
Material: Metal
Max.: 40W



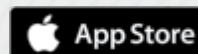
Scan QR code for 3D models,
IES files & price.

Download ELMARK BUSINESS APP

from www.elmarkholding.eu or for mobile from



or



Recommended bulb



E27

page 742



955ELIZABETH1/G



955ELIZABETH1/NI



955ELIZABETH1WL/NI



955ELIZABETH1WL/G

Click on the image
& view the price

5 YEARS TOTAL WARRANTY
+ 3 standard
2 extended

IP20

~230V

RoHS

CE

Lamps Not Included  1xE27

955ELIZABETH1/G



Type: Pendant lamp
Body colour: Gold
Material: Metal + fabric
Max.: 40W

Lamps Not Included  1xE27

955ELIZABETH1/NI




Type: Pendant lamp
Body colour: Nickel
Material: Metal + fabric
Max.: 40W

Lamps Not Included  1xE27

955ELIZABETH1WL/G



Type: Wall lamp
Body colour: Gold
Material: Metal + fabric
Max.: 40W

Lamps Not Included  1xE27

955ELIZABETH1WL/NI



Type: Wall lamp
Body colour: Nickel
Material: Metal + fabric
Max.: 40W

Scan QR code for 3D models,
IES files & price.

Recommended bulb



E14

page 736

ELMARK
The Brand of Electricity



955SOPHIA5



955SOPHIA1W

Click on the image
& view the price

5 YEARS TOTAL WARRANTY
+ 3 standard
+ 2 extended

IP20

~230V

RoHS

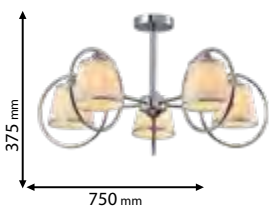
CE

Lamps
Not Included



5xE14

955SOPHIA5




Type: Ceiling lamp
Body colour: Chrome & Cream white
Material: Metal + fabric
Max.: 5x40W

Lamps
Not Included



1xE14

955SOPHIA1W



Type: Wall lamp
Body colour: Chrome & Cream white
Material: Metal + fabric
Max.: 1x40W

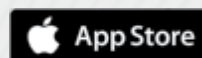
Scan QR code for 3D models,
IES files & price.

Download **ELMARK BUSINESS APP**

from www.elmarkholding.eu or for mobile from



or



Recommended bulb



E27

page 742



955CARMEN1T



955CARMEN6



955CARMEN1F

Click on the image
& view the price

5 YEARS TOTAL WARRANTY
+ 3 standard
+ 2 extended

IP20

~230V

RoHS

CE

Scan QR code for 3D models,
IES files & price.

Lamps
Not Included



6xE27

955CARMEN6



Type: Chandelier
Body colour: White & Chrome
Material: Metal
Max.: 6x40W

Lamps
Not Included



1xE27

955CARMEN1T




Type: Table lamp
Body colour: White & Chrome
Material: Metal
Max.: 40W

Lamps
Not Included



1xE27

955CARMEN1F



Type: Floor lamp
Body colour: White & Chrome
Material: Metal
Max.: 40W

Recommended bulb



E27

page 742

ELMARK
The Brand of Electricity



955MELODY3



955MELODY5



955MELODY1


Click on the image
& view the price

Lamps
Not Included



5xE27

955MELODY5




Type: Chandelier
Body colour: Chrome & White
Material: Metal
Max.: 5x40W

Lamps
Not Included



3xE27

955MELODY3




Type: Chandelier
Body colour: Chrome & White
Material: Metal
Max.: 3x40W

Lamps
Not Included



1xE27

955MELODY1



Type: Wall lamp
Body colour: Chrome & White
Material: Metal
Max.: 40W

5 YEARS TOTAL WARRANTY
+ 3 standard
+ 2 extended

IP20

~230V

RoHS




Scan QR code for 3D models,
IES files & price.


Download



from www.elmarkholding.eu or for mobile from



or



Recommended bulb



E14

page 732



955BARBARA1W



955BARBARA1T

5 YEARS TOTAL WARRANTY
+ 3 standard
+ 2 extended

IP20

~230V

RoHS

CE

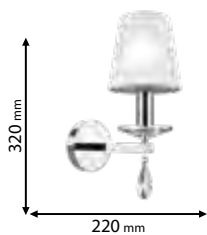
Click on the image
& view the price

Lamps
Not Included



1xE14

955BARBARA1W



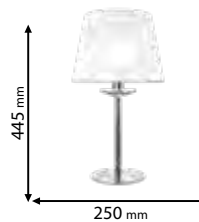
Type: Wall lamp
Body colour: Chrome & White
Material: Iron + Fabric + Crystal
Max.: 40W

Lamps
Not Included



1xE14

955BARBARA1T



Type: Table lamp
Body colour: Chrome & White
Material: Iron + Fabric + Crystal
Max.: 40W

Scan QR code for 3D models,
IES files & price.

Recommended bulb



E14

page 732

ELMARK
The Brand of Electricity



955BARBARA6



955BARBARA3

Click on the image
& view the price

5 YEARS TOTAL WARRANTY
+ 3 standard
2 extended

IP20

~230V


RoHS

CE

Lamps
Not Included



955BARBARA6

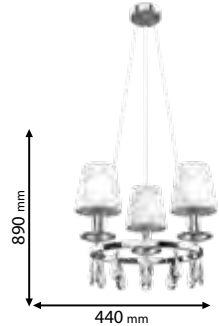


Type: Pendant lamp
Body colour: Chrome & White
Material: Iron + Fabric + Crystal
Max.: 6x40W

Lamps
Not Included



955BARBARA3



Type: Pendant lamp
Body colour: Chrome & White
Material: Iron + Fabric + Crystal
Max.: 3x40W

Scan QR code for 3D models,
IES files & price.

Recommended bulb



E14

page 732



955JASMINE6



955JASMINE3



955JASMINE1W

Click on the image & view the price

5 YEARS TOTAL WARRANTY
+ 3 standard
2 extended

IP20

~230V

RoHS

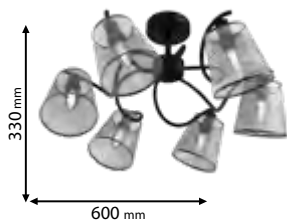
CE

Lamps Not Included



6xE14

955JASMINE6



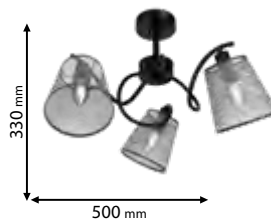
Type: Ceiling lamp
Body colour: Black & Grey
Material: Iron + Fabric
Max.: 6x40W

Lamps Not Included



3xE14

955JASMINE3



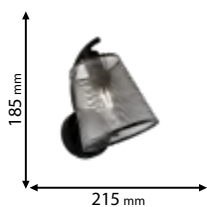
Type: Ceiling lamp
Body colour: Black & Grey
Material: Iron + Fabric
Max.: 3x40W

Lamps Not Included



1xE14

955JASMINE1W



Type: Wall lamp
Body colour: Black & Grey
Material: Iron + Fabric
Max.: 40W

Scan QR code for 3D models, IES files & price.

Recommended bulb



E14

page 732

ELMARK
The Brand of Electricity



955LUKAS6



955LUKAS1W



955LUKAS4


Click on the image
& view the price

DECOR | LUKAS

Lamps
Not Included



955LUKAS6




Type: Ceiling lamp
Body colour: Chrome & White
Material: Iron + Fabric
Max.: 6x40W

Lamps
Not Included



955LUKAS4



Type: Ceiling lamp
Body colour: Chrome & White
Material: Iron + Fabric
Max.: 4x40W

Lamps
Not Included



955LUKAS1W



Type: Wall lamp
Body colour: Chrome & White
Material: Iron + Fabric
Max.: 40W

5 YEARS TOTAL WARRANTY
+ 3 standard
2 extended

IP20

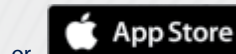
~230V

RoHS

CE

Scan QR code for 3D models,
IES files & price.

Download from www.elmarkholding.eu or for mobile from



Recommended bulb



E14

page 729

5 YEARS TOTAL WARRANTY
+ 3 standard
+ 2 extended

IP20

~230V

RoHS

CE

Scan QR code for 3D models,
IES files & price.



955PARIS1F/BL



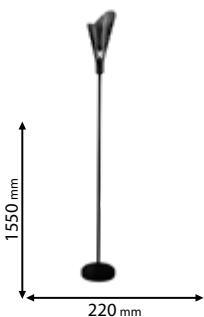
955PARIS1T/BL

Click on the image
& view the price

Lamps
Not Included



955PARIS1F/BL



Type: Floor lamp
Body colour: Black
Material: Metal + PVC
Max.: 40W

Lamps
Not Included



955PARIS1T/BL



Type: Table lamp
Body colour: Black
Material: Metal + PVC
Max.: 40W

Recommended bulb



E14

page 729

ELMARK
The Brand of Electricity



955PARIS3P/BL



955PARIS31P/BL



955PARIS1P/BL

Click on the image
& view the price

DECOR | PARIS

Lamps
Not Included



955PARIS3P/BL



Type: Pendant lamp
Body colour: Black
Material: Metal + PVC
Max.: 3x40W



Lamps
Not Included



955PARIS31P/BL



Type: Pendant lamp
Body colour: Black
Material: Metal + PVC
Max.: 3x40W




Lamps
Not Included



955PARIS1P/BL



Type: Pendant lamp
Body colour: Black
Material: Metal + PVC
Max.: 40W



5 YEARS TOTAL WARRANTY
+ 3 standard
2 extended

IP20

~230V

RoHS

CE


Scan QR code for 3D models,
IES files & price.

Recommended bulb



E14

page 732



955INES5



955INES3

5 YEARS TOTAL WARRANTY
+ 3 standard
2 extended

IP20

~230V

RoHS

CE


Click on the image
& view the price

Lamps
Not Included



5xE14

955INES5




Type: Pendant lamp
Body colour: White & Chrome
Material: Iron + Fabric + Acrylic
Max.: 5x40W

Lamps
Not Included



3xE14

955INES3



Type: Pendant lamp
Body colour: White & Chrome
Material: Iron + Fabric + Acrylic
Max.: 3x40W

Scan QR code for 3D models,
IES files & price.

Recommended bulb



E14

page 732

ELMARK
The Brand of Electricity



955INES1F



955INES1W



955INES1T


Click on the image
& view the price

DECOR | INES

Lamps
Not Included



955INES1F




Type: Floor lamp
Body colour: White & Chrome
Material: Iron + Fabric + Acrylic
Max.: 40W

Lamps
Not Included



955INES1T




Type: Table lamp
Body colour: White & Chrome
Material: Iron + Fabric + Acrylic
Max.: 40W

Lamps
Not Included



955INES1W



Type: Wall lamp
Body colour: White & Chrome
Material: Iron + Fabric + Acrylic
Max.: 40W

5 YEARS TOTAL WARRANTY
+ 3 standard
+ 2 extended

IP20

~230V

RoHS

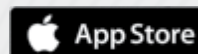
CE

Scan QR code for 3D models,
IES files & price.

Download from www.elmarkholding.eu or for mobile from



or



Recommended bulb



E14

page 732



955THERA6/BL



955THERA3/BL

5 YEARS TOTAL WARRANTY
+ 3 standard
+ 2 extended

IP20

~230V

RoHS

CE

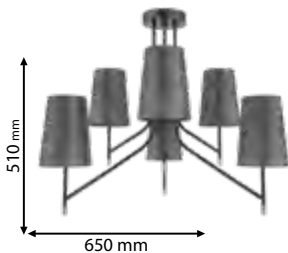
Click on the image & view the price

Lamps
Not Included



6xE14

955THERA6/BL




Type: Ceiling lamp
Body colour: Black
Material: Iron + Fabric
Max.: 6x40W

Lamps
Not Included



3xE14

955THERA3/BL



Type: Ceiling lamp
Body colour: Black
Material: Iron + Fabric
Max.: 3x40W

Scan QR code for 3D models, IES files & price.

Recommended bulb



E14

page 732



955THERA1W/BL



955THERA1T/BL

5 YEARS TOTAL WARRANTY
+ 3 standard
+ 2 extended

Click on the image
& view the price

IP20

~230V


RoHS

CE

Lamps
Not Included



955THERA1W/BL

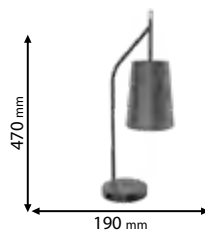


Type: Wall lamp
Body colour: Black
Material: Iron + Fabric
Max.: 40W

Lamps
Not Included



955THERA1T/BL



Type: Table lamp
Body colour: Black
Material: Iron + Fabric
Max.: 40W

Scan QR code for 3D models,
IES files & price.

Recommended bulb



E14

page 732



955THERA6/WH



955THERA3/WH

5 YEARS TOTAL WARRANTY
+ 3 standard
+ 2 extended

IP20

~230V

RoHS

CE

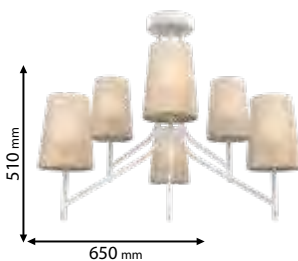
Click on the image & view the price

Lamps Not Included



6x E14

955THERA6/WH




Type: Ceiling lamp
Body colour: White
Material: Iron + Fabric
Max.: 6x40W

Lamps Not Included



3x E14

955THERA3/WH



Type: Ceiling lamp
Body colour: White
Material: Iron + Fabric
Max.: 3x40W

Scan QR code for 3D models, IES files & price.

Recommended bulb



E14

page 732



955THERA1W/WH



955THERA1T/WH

5 YEARS TOTAL WARRANTY
+ 3 standard
+ 2 extended

Click on the image
& view the price

IP20

~230V

RoHS


CE

Lamps
Not Included



1xE14

955THERA1W/WH



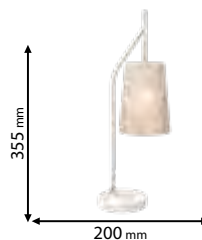
Type: Wall lamp
Body colour: White
Material: Iron + Fabric
Max.: 40W

Lamps
Not Included



1xE14

955THERA1T/WH



Type: Table lamp
Body colour: White
Material: Iron + Fabric
Max.: 40W

Scan QR code for 3D models,
IES files & price.

Recommended bulb



E14

page 732

ELMARK
The Brand of Electricity



955REBECCA3



955REBECCA1W



955REBECCA5

Click on the image
& view the price

5 YEARS TOTAL WARRANTY
+ 3 standard
+ 2 extended

IP20

~230V

RoHS

CE

Lamps
Not Included



5xE14

955REBECCA5



Type: Pendant lamp
Body colour: Gold
Material: Iron + Fabric
Max.: 5x40W

Lamps
Not Included



3xE14

955REBECCA3



Type: Pendant lamp
Body colour: Gold
Material: Iron + Fabric
Max.: 3x40W

Lamps
Not Included



1xE14

955REBECCA1W



Type: Wall lamp
Body colour: Gold
Material: Iron + Fabric
Max.: 3x40W

Scan QR code for 3D models,
IES files & price.


Recommended bulb




E14

page 732

ELMARK
The Brand of Electricity



955JONAS5



955JONAS3



955JONAS1W

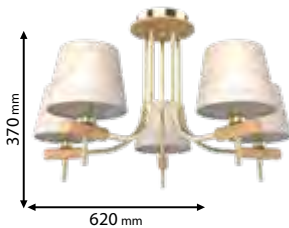
Click on the image
& view the price

DECOR | JONAS

Lamps
Not Included



955JONAS5




Type: Ceiling lamp
Body colour: Gold & Beige
Material: Iron + Fabric + Wood
Max.: 5x40W

Lamps
Not Included



955JONAS3




Type: Ceiling lamp
Body colour: Gold & Beige
Material: Iron + Fabric + Wood
Max.: 3x40W

Lamps
Not Included



955JONAS1W



Type: Wall lamp
Body colour: Gold & Beige
Material: Iron + Fabric + Wood
Max.: 40W

5 YEARS TOTAL WARRANTY
+ 3 standard
2 extended

IP20

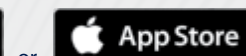

~230V

RoHS

CE

Scan QR code for 3D models,
IES files & price.

Download from www.elmarkholding.eu or for mobile from



Recommended bulb



E27

page 742



955MAYA1F



955MAYA1WLED

5 YEARS TOTAL WARRANTY
+ 3 standard
+ 2 extended

IP20

~230V

RoHS

CE


Click on the image & view the price

Scan QR code for 3D models, IES files & price.

Lamps Not Included



1xE27



955MAYA1F




Type: Floor lamp
Body colour: Chrome
Material: Metal + Fabric shade
Max.: 40W

Lamps Not Included



1xE27
+ 1W LED



955MAYA1WLED



Type: Wall lamp
Body colour: Chrome
Material: Metal + Fabric shade
Max.: 40W
*LED lamp colour temp.: 4000K
LED lamp power: 1W*

Recommended bulb



E27

page 742

ELMARK
The Brand of Electricity



955MERY1F/CH



955MERY1WLED/CH

5 YEARS TOTAL WARRANTY
+ 3 standard
+ 2 extended

Click on the image
& view the price

IP20

~230V

RoHS

CE


Lamps
Not Included



955MERY1F/CH



Type: Floor lamp
Body colour: Chrome
Material: Metal + Crystal +
Fabric shade
Max.: 40W




Lamps
Not Included



955MERY1WLED/CH



Type: Wall lamp
Body colour: Chrome
Material: Metal + Crystal +
Fabric shade
Max.: 40W
LED lamp colour temp.: 4000K
LED lamp power: 1W



Scan QR code for 3D models,
IES files & price.

Download ELMARK
BUSINESS APP

from www.elmarkholding.eu or for mobile from

Google Play

or

App Store

Recommended bulb



E27

page 742

ELMARK
The Brand of Electricity



955ERIN9



955ERIN3

5 YEARS TOTAL WARRANTY
+ 3 standard
2 extended

IP20

~230V

RoHS

CE

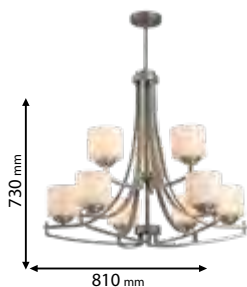
Click on the image
& view the price

Lamps
Not Included



9x E27

955ERIN9



Type: Chandelier
Body colour: Sand nickel
Material: Metal and glass shade
Max.: 9x40W

Lamps
Not Included



3x E27

955ERIN3



Type: Chandelier
Body colour: Sand nickel
Material: Metal and glass shade
Max.: 3x40W

Scan QR code for 3D models,
IES files & price.

Recommended bulb



E27

page 742

ELMARK
The Brand of Electricity



955ERIN5



955ERIN1W

Click on the image
& view the price

5 YEARS TOTAL WARRANTY
+ 3 standard
+ 2 extended

IP20

~230V

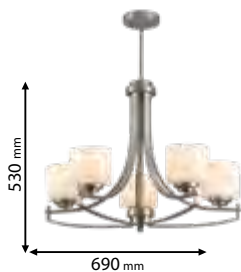
RoHS

CE

Lamps
Not Included



955ERIN5




Type: Chandelier
Body colour: Sand nickel
Material: Metal and glass shade
Max.: 5x40W

Lamps
Not Included



955ERIN1W




Type: Wall lamp
Body colour: Sand nickel
Material: Metal and glass shade
Max.: 40W

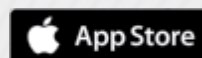
Scan QR code for 3D models,
IES files & price.

Download **ELMARK BUSINESS APP**

from www.elmarkholding.eu or for mobile from



or



Recommended bulb



E27

page 742



955KRISTA5



955KRISTA3

5 YEARS TOTAL WARRANTY
+ 3 standard
+ 2 extended

IP20

~230V

RoHS


CE

Click on the image & view the price

Lamps Not Included



955KRISTA5



Type: Chandelier
Body colour: Golden copper brass & Beige
Material: Metal + Glass
Max.: 5x40W

Lamps Not Included



955KRISTA3



Type: Chandelier
Body colour: Golden copper brass & Beige
Material: Metal + Glass
Max.: 3x40W

Scan QR code for 3D models, IES files & price.

Recommended bulb



E27

page 742

ELMARK
The Brand of Electricity



955KRISTA1W



955KRISTA1T

5 YEARS TOTAL WARRANTY
+ 3 standard
+ 2 extended

Click on the image
& view the price

IP20

~230V

RoHS

CE

Lamps
Not Included



955KRISTA1W




Type: Wall lamp
Body colour: Golden
copper brass & Beige
Material: Metal + Glass
Max.: 40W

Lamps
Not Included



955KRISTA1T



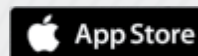
Type: Table lamp
Body colour: Golden
copper brass & Beige
Material: Metal + Glass
Max.: 40W

Scan QR code for 3D models,
IES files & price.

Download from www.elmarkholding.eu or for mobile from



or



Recommended bulb



E27

page 742



955TOMY1F



955TOMY1WLED



955TOMY1T

Click on the image
& view the price

5 YEARS TOTAL WARRANTY
+ 3 standard
2 extended

IP20

~230V

RoHS

CE

Lamps
Not Included



1xE27

955TOMY1F




Type: Floor lamp
Body colour: Dark Grey
Material: Metal+ Fabric
Max.: 40W

Lamps
Not Included



1xE27
+ LED

955TOMY1WLED



Type: Wall lamp
Body colour: Dark Grey
Material: Metal+ Fabric
Max.: 40W
LED lamp colour temp.: 4000K
Two keys on the base

Lamps
Not Included



1xE27

955TOMY1T



Type: Table lamp
Body colour: Dark Grey
Material: Metal + Fabric
Max.: 40W

Scan QR code for 3D models,
IES files & price.

Recommended bulb



E27

page 737

ELMARK
The Brand of Electricity



955LINA1W/WHBL



955RITA1W/WHBL

Click on the image
& view the price

5 YEARS TOTAL WARRANTY
+ 3 standard
+ 2 extended

IP20

~230V

RoHS

CE

Lamps
Not Included



955LINA1W/WHBL



Type: Wall lamp
Body colour: Black & White
glass
Material: Metal + Glass
Max.: 40W




Lamps
Not Included



955RITA1W/WHBL



Type: Wall lamp
Body colour: Black & White
glass
Material: Metal + Glass
Max.: 40W

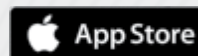


Scan QR code for 3D models,
IES files & price.

Download from www.elmarkholding.eu or for mobile from



or



Recommended bulb



E27

page 737



955MICKEY1W/WH



955MICKEY3/WH



955MICKEY1T/WH

Click on the image
& view the price

5 YEARS TOTAL WARRANTY
+ 3 standard
+ 2 extended

IP20

~230V

RoHS

CE

Scan QR code for 3D models,
IES files & price.

Lamps
Not Included




3xE27

955MICKEY3/WH



Type: Pendant lamp
Body colour: White
Material: Metal
Max.: 3x40W



Lamps
Not Included




1xE27

955MICKEY1W/WH



Type: Wall lamp
Body colour: White
Material: Metal
Max.: 40W



Lamps
Not Included



1xE27

955MICKEY1T/WH



Type: Table lamp
Body colour: White
Material: Metal
Max.: 40W



Recommended bulb



E27

page 737

ELMARK
The Brand of Electricity



955MICKEY1W/P



955MICKEY3/P



955MICKEY1T/P

Click on the image
& view the price


Lamps
Not Included



955MICKEY3/P



Type: Pendant lamp
Body colour: Pink
Material: Metal
Max.: 3x40W




Lamps
Not Included



955MICKEY1W/P



Type: Wall lamp
Body colour: Pink
Material: Metal
Max.: 40W




Lamps
Not Included



955MICKEY1T/P



Type: Table lamp
Body colour: Pink
Material: Metal
Max.: 40W



5 YEARS TOTAL WARRANTY
+ 3 standard
+ 2 extended

IP20

~230V

RoHS

CE

Scan QR code for 3D models,
IES files & price.

Recommended bulb



E27

page 737



955MICKEY1W/B



955MICKEY3/B



955MICKEY1T/B

Click on the image
& view the price

5 YEARS TOTAL WARRANTY
+ 3 standard
+ 2 extended

IP20

~230V

RoHS

CE

Scan QR code for 3D models,
IES files & price.

Lamps
Not Included




3xE27

955MICKEY3/B



Type: Pendant lamp
Body colour: Blue
Material: Metal
Max.: 3x40W



Lamps
Not Included

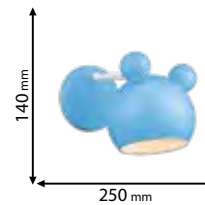


1xE27

955MICKEY1W/B



Type: Wall lamp
Body colour: Blue
Material: Metal
Max.: 40W



Lamps
Not Included



1xE27

955MICKEY1T/B



Type: Table lamp
Body colour: Blue
Material: Metal
Max.: 40W



Recommended bulb



G9

page 764

ELMARK
The Brand of Electricity



955BETTY1W/BL



955BETTY1W/WH



955BRENDA1W/WH



955BRENDA1T/BL

Click on the image
& view the price

DECOR | BETTY | BRENDA

Lamps
Not Included
Included



955BETTY1W/BL



Type: Wall lamp
Body colour: Black
Material: Metal + Glass
Max.: 11W




Lamps
Not Included
Included



955BETTY1W/WH



Type: Wall lamp
Body colour: White
Material: Metal + Glass
Max.: 11W



5 YEARS TOTAL WARRANTY
+ 3 standard
2 extended

IP20

~230V

RoHS

CE


Lamps
Not Included



955BRENDA1T/BL



Type: Table lamp
Body colour: Black
Material: Metal + Glass
Max.: 11W




Lamps
Not Included



955BRENDA1/WH




Type: Wall lamp
Body colour: White & Grey
Lampshade Colour: Outside Grey, Inside White
Material: Metal + Glass
Max.: 11W



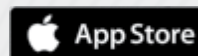
Scan QR code for 3D models,
IES files & price.

Download ELMARK BUSINESS APP

from www.elmarkholding.eu or for mobile from



or



Recommended bulb



G9

page 764



955ALBERTO1T



955ALBERTO6



955ALBERTO3F

Click on the image
& view the price

5 YEARS TOTAL WARRANTY
+ 3 standard
+ 2 extended

IP20

~230V

RoHS

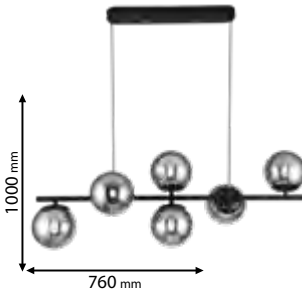
CE

Lamps
Not Included



6xG9

955ALBERTO6




Type: Chandelier
Body colour: Black & Smoky
Material: Metal + Glass
Max.: 6x7W

Lamps
Not Included



1xG9

955ALBERTO1T



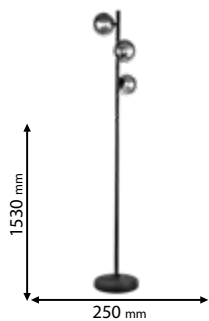
Type: Table lamp
Body colour: Black & Smoky
Material: Metal + Glass
Max.: 7W

Lamps
Not Included



3xG9

955ALBERTO3F



Type: Floor lamp
Body colour: Black & Smoky
Material: Metal + Glass
Max.: 3x7W

Scan QR code for 3D models,
IES files & price.

Recommended bulb



E27

page 737

ELMARK
The Brand of Electricity



955ADONIS1



955ADONIS1T

Click on the image
& view the price

5 YEARS TOTAL WARRANTY
+ 3 standard
+ 2 extended

IP20

~230V

RoHS

CE

Lamps
Not Included



955ADONIS1



Type: Pendant lamp
Body colour: Black & Smoky
Material: Metal + Glass
Max.: 40W




Lamps
Not Included



955ADONIS1T



Type: Table lamp
Body colour: Black & Smoky
Material: Metal + Glass
Max.: 40W



Scan QR code for 3D models,
IES files & price.

Recommended bulb



E27

page 728



955ELLARIA5



955ELLARIA3

5 YEARS TOTAL WARRANTY
+ 3 standard
+ 2 extended

IP20

~230V

RoHS

CE

Click on the image & view the price

Lamps
Not Included



955ELLARIA5



Type: Chandelier
Body colour: Wood & Grey
Material: Iron + Glass
Max.: 5x40W

Lamps
Not Included



955ELLARIA3



Type: Chandelier
Body colour: Wood & Grey
Material: Iron + Glass
Max.: 3x40W

Scan QR code for 3D models, IES files & price.

Recommended bulb



E14

page 728

ELMARK
The Brand of Electricity



955BILL4



955BILL1W

5 YEARS TOTAL WARRANTY
+ 3 standard
+ 2 extended

IP20

~230V

RoHS

CE

Click on the image
& view the price

Lamps
Not Included



955BILL4



Type: Ceiling lamp
Body colour: Matt black & Bronze
Glass colour: Smoky Grey
Material: Metal + Glass
Max.: 4X40W

Lamps
Not Included



955BILL1W




Type: Wall lamp
Body colour: Matt black & Bronze
Glass colour: Smoky Grey
Material: Metal + Glass
Max.: 40W

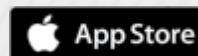
Scan QR code for 3D models,
IES files & price.

Download ELMARK BUSINESS APP

from www.elmarkholding.eu or for mobile from



or



Recommended bulb



G9

page 764



955OLENA5V/BL



955OLENASH/BL



955OLENA1W/BL

Click on the image & view the price

5 YEARS TOTAL WARRANTY
+ 3 standard
2 extended

IP20

~230V


RoHS

CE

Lamps Not Included



955OLENA5V/BL

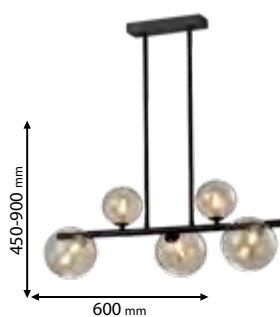


Type: Chandelier
Body colour: Black
Glass colour: Smoke Gray
Material: Iron + Glass
Max.: 5x11W

Lamps Not Included



955OLENASH/BL



Type: Chandelier
Body colour: Black
Glass colour: Smoke Gray
Material: Iron + Glass
Max.: 5x11W

Lamps Not Included



955OLENA1W/BL



Type: Wall lamp
Body colour: Black
Glass colour: Smoke Gray
Material: Iron + Glass
Max.: 11W

Scan QR code for 3D models, IES files & price.

Recommended bulb



G9

page 764

ELMARK
The Brand of Electricity



955OLENA5V/GD



955OLENA5H/GD




955OLENA1W/GD

Click on the image
& view the price

Lamps
Not Included



955OLENA5V/GD

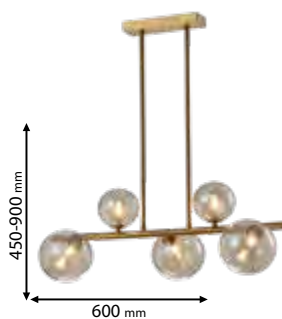


Type: Chandelier
Body colour: Gold
Glass colour: Amber
Material: Iron + Glass
Max.: 5x11W

Lamps
Not Included



955OLENA5H/GD



Type: Chandelier
Body colour: Gold
Glass colour: Amber
Material: Iron + Glass
Max.: 5x11W

Lamps
Not Included



955OLENA1W/GD



Type: Wall lamp
Body colour: Gold
Glass colour: Amber
Material: Iron + Glass
Max.: 11W

5 YEARS TOTAL
WARRANTY
+ 3 standard
2 extended

IP20

~230V

RoHS

CE

Scan QR code for 3D models,
IES files & price.

Recommended bulb



E14

page 729



955BUBBLES16



955BUBBLES8

5 YEARS TOTAL WARRANTY
+ 3 standard
+ 2 extended

IP20

~230V

RoHS

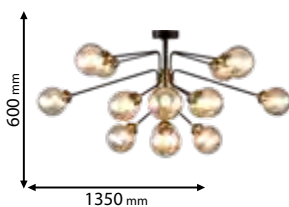
CE

Click on the image
& view the price

Lamps
Not Included



955BUBBLES16

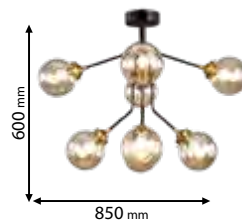


Type: Chandelier
Body colour: Black & Bronze
Glass colour: Amber
Material: Metal + Glass
Max.: 16x40W

Lamps
Not Included



955BUBBLES8



Type: Chandelier
Body colour: Black & Bronze
Glass colour: Amber
Material: Metal + Glass
Max.: 8x40W

Scan QR code for 3D models,
IES files & price.

Recommended bulb



E14

page 729



E27

page 729

for wall lamp



955ERMINA8



955ERMINA6



955ERMINA1W

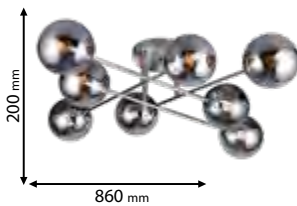
Click on the image
& view the price

Lamps
Not Included



8xE14

955ERMINA8




Type: Chandelier
Body colour: Chrome &
Smoked glass
Material: Metal + Glass
Max.: 8x40W

Lamps
Not Included



6xE14

955ERMINA6



Type: Chandelier
Body colour: Chrome &
Smoked glass
Material: Metal + Glass
Max.: 6x40W

Lamps
Not Included



1xE27

955ERMINA1W



Type: Wall lamp
Body colour: Chrome &
Smoked glass
Material: Metal + Glass
Max.: 40W

5 YEARS TOTAL WARRANTY
+ 3 standard
2 extended

IP20

~230V

RoHS

CE

Scan QR code for 3D models,
IES files & price.

Recommended bulb



E27

page 729



955JAY8



955JAY6

5 YEARS TOTAL WARRANTY
+ 3 standard
+ 2 extended

IP20

~230V

RoHS


CE

Click on the image & view the price

Lamps
Not Included



955JAY8




Type: Ceiling lamp
Body colour: Sand black & Bronze
Glass colour: Cognac
Material: Metal + Glass
Max.: 8x60W

Lamps
Not Included



955JAY6



Type: Ceiling lamp
Body colour: Sand black & Bronze
Glass colour: Cognac
Material: Metal + Glass
Max.: 6x60W

Scan QR code for 3D models, IES files & price.

Recommended bulb



E27

page 729

ELMARK
The Brand of Electricity



955JAY4



955JAY1W

Click on the image
& view the price

5 YEARS TOTAL WARRANTY
+ 3 standard
+ 2 extended

IP20

~230V

RoHS

CE

Lamps
Not Included



955JAY4




Type: Ceiling lamp
Body colour: Sand black
& Bronze
Glass colour: Cognac
Material: Metal + Glass
Max.: 4x60W

Lamps
Not Included



955JAY1W




Type: Wall lamp
Body colour: Sand black
& Bronze
Glass colour: Cognac
Material: Metal + Glass
Max.: 60W

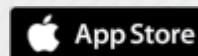
Scan QR code for 3D models,
IES files & price.

Download **ELMARK BUSINESS APP**

from www.elmarkholding.eu or for mobile from



or



Recommended bulb



E27

page 729

ELMARK
The Brand of Electricity



955RICK6



955RICK3



955RICK1W

Click on the image
& view the price

5 YEARS TOTAL WARRANTY
+ 3 standard
2 extended

IP20

~230V

RoHS


CE

Lamps Not Included  6xE27

955RICK6



Type: Ceiling lamp
Body colour: Matt black & Bronze
Glass colour: Cognac
Material: Metal + Glass
Max.: 6x60W

Lamps Not Included  3xE27

955RICK3



Type: Ceiling lamp
Body colour: Matt black & Bronze
Glass colour: Cognac
Material: Metal + Glass
Max.: 3x60W

Lamps Not Included  1xE27

955RICK1W



Type: Wall lamp
Body colour: Matt black & Bronze
Glass colour: Cognac
Material: Metal + Glass
Max.: 60W

Scan QR code for 3D models,
IES files & price.

Recommended bulb



E27

page 737

ELMARK
The Brand of Electricity



955JULIET8

DECOR | JULIET

5 YEARS TOTAL WARRANTY
+ 3 standard
+ 2 extended

Click on the image
& view the price

IP20

~230V

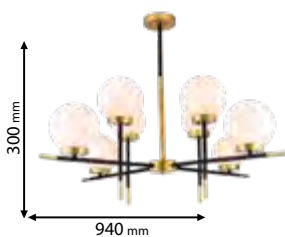
RoHS

CE

Lamps
Not Included




955JULIET8



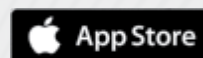
Type: Chandelier
Body colour: Gold & Black
& White
Material: Metal + Glass
Max.: 8x40W

Scan QR code for 3D models,
IES files & price.

Download from www.elmarkholding.eu or for mobile from



or



Recommended bulb

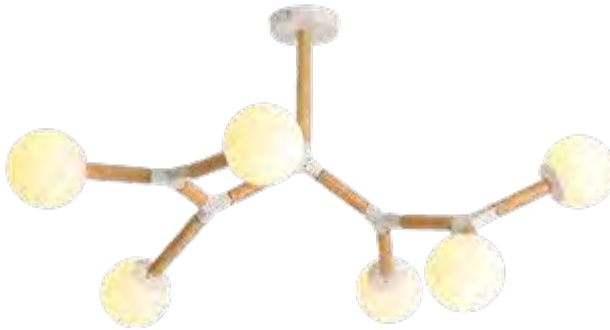


E27

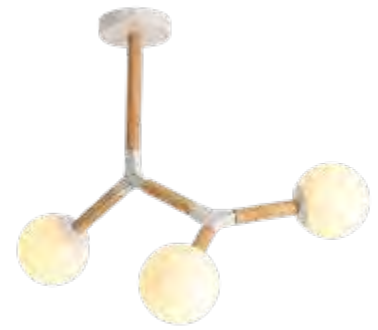
page 737



955JANE9



955JANE6



955JANE3

Click on the image
& view the price

5 YEARS TOTAL WARRANTY
+ 3 standard
2 extended

IP20

~230V

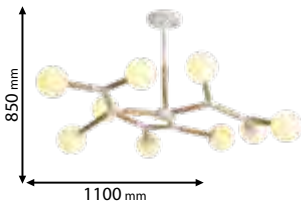
RoHS

CE

Scan QR code for 3D models,
IES files & price.

Lamps Not Included  9xE27

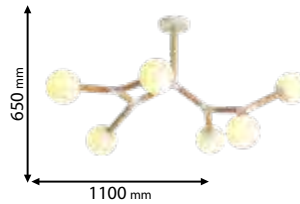
955JANE9



Type: Chandelier
Body colour: Gold & White
Material: metal + Glass
Max.: 9x40W

Lamps Not Included  6xE27

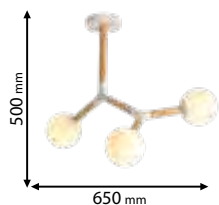
955JANE6



Type: Chandelier
Body colour: Gold & White
Material: metal + Glass
Max.: 6x40W

Lamps Not Included  3xE27

955JANE3



Type: Chandelier
Body colour: Gold & White
Material: metal + Glass
Max.: 3x40W

Recommended bulb



E27

page 729

ELMARK
The Brand of Electricity



955MYA8



955MYA5




955MYA3

Click on the image
& view the price

Lamps
Not Included



955MYA8




Type: Chandelier
Body colour: Gold
Material: Metal
Max.: 8x40W

Lamps
Not Included



955MYA5




Type: Chandelier
Body colour: Gold
Material: Metal
Max.: 5x40W

Lamps
Not Included



955MYA3



Type: Chandelier
Body colour: Gold
Material: Metal
Max.: 3x40W

5 YEARS TOTAL WARRANTY
+ 3 standard
+ 2 extended

IP20

~230V

RoHS

CE

Scan QR code for 3D models,
IES files & price.


Download



from www.elmarkholding.eu or for mobile from



or



Recommended bulb



E27

page 737



955ISABEL16



955ISABEL9

5 YEARS TOTAL WARRANTY
+ 3 standard
+ 2 extended

IP20

~230V

RoHS

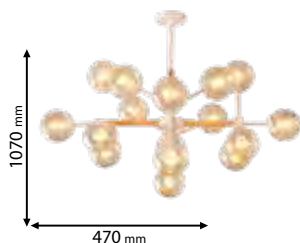
CE

Click on the image
& view the price

Lamps
Not Included



955ISABEL16

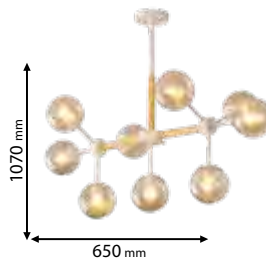


Type: Chandelier
Body colour: White & Tea
Material: Metal + Glass + PVC
Max.: 16x40W

Lamps
Not Included



955ISABEL9



Type: Chandelier
Body colour: White & Tea
Material: Metal + Glass + PVC
Max.: 9x40W

Scan QR code for 3D models,
IES files & price.

Recommended bulb



E27

page 737

ELMARK
The Brand of Electricity



955ISABEL6

DECOR | ISABEL

5 YEARS TOTAL WARRANTY
+ 3 standard
+ 2 extended

Click on the image
& view the price

IP20

~230V

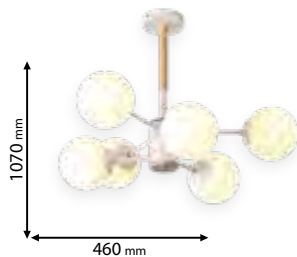
RoHS

CE

Lamps
Not Included




955ISABEL6



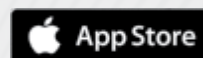
Type: Chandelier
Body colour: White & Tea
Material: Metal + Glass + PVC
Max.: 6x40W

Scan QR code for 3D models,
IES files & price.

Download from www.elmarkholding.eu or for mobile from



or



Recommended bulb



E27

page 727



955JADE3

5 YEARS TOTAL WARRANTY
+ 3 standard
2 extended

Click on the image
& view the price

Lamps
Not Included



955JADE3



Type: Pendant lamp
Body colour: Black & Gold
Material: Metal + Glass
Max.: 3x40W

Scan QR code for 3D models,
IES files & price.

Recommended bulb



E27

page 727

ELMARK
The Brand of Electricity



955ALTHEA6

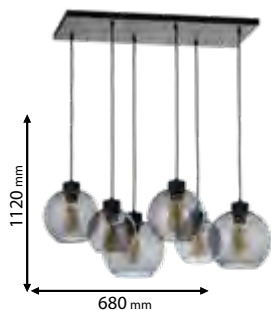
5 YEARS TOTAL WARRANTY
+ 3 standard
+ 2 extended

Click on the image
& view the price

Lamps
Not Included



955ALTHEA6



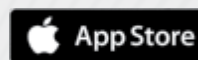
Type: Pendant lamp
Body colour: Black
Material: Metal + Glass
Max.: 6x40W

Scan QR code for 3D models,
IES files & price.

Download  from www.elmarkholding.eu or for mobile from



or



Recommended bulb



G9

page 764



955ROCK6

5 YEARS TOTAL WARRANTY
+ 3 standard
+ 2 extended

IP20

~230V

RoHS


CE

Click on the image
& view the price

Lamps
Not Included
Included



955ROCK6



Type: Chandelier
Body colour: Black & Amber
Material: Metal + Glass
Max.: 6x11W

LED lamps power: 4x5W
LED lamps lumens: 1400lm
LED lamps colour temp.:
2700K/400K/6400K - settable

Scan QR code for 3D models,
IES files & price.

Recommended bulb



E27

page 729
for HELEN

ELMARK
The Brand of Electricity



955HELEN1/BL



955HELEN1/SM



955HELEN1/AM



955BRILLIANCE1

Click on the image
& view the price

DECOR | HELEN | BRILLIANCE


Lamps
Not Included



955HELEN1/BL



Type: Pendant lamp
Body colour: Blue
Material: Iron + Glass
Max.: 1x40W




Lamps
Not Included



955HELEN1/SM



Type: Pendant lamp
Body colour: Smoky
Material: Iron + Glass
Max.: 1x40W




Lamps
Not Included



955HELEN1/AM



Type: Pendant lamp
Body colour: Amber
Material: Iron + Glass
Max.: 1x50W



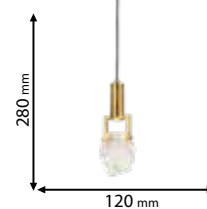
LED Lamp
Included



955BRILLIANCE1



Type: Pendant lamp
Power: 3W
Lumens: 330lm
Colour temp.: 2700K
Body colour: Cooper
Material: Iron + Glass



5 YEARS TOTAL WARRANTY
+ 3 standard
+ 2 extended

IP20


~230V

RoHS

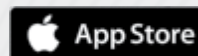
CE

Scan QR code for 3D models,
IES files & price.

Download from www.elmarkholding.eu or for mobile from



or



Recommended bulb



E27
page 742



955ERBA3/AN



955ERBA1/AN

5 YEARS TOTAL WARRANTY
+ 3 standard
+ 2 extended

IP20

~230V

RoHS

CE

Click on the image
& view the price

Lamps
Not Included



3 xE27

955ERBA3/AN



Type: Chandelier
Body colour: Antique brass
Material: Metal + Fabric
Max.: 3x40W

Lamps
Not Included



1xE27

955ERBA1/AN



Type: Chandelier
Body colour: Antique brass
Material: Metal + Fabric
Max.: 40W

Scan QR code for 3D models,
IES files & price.

Recommended bulb



E27

page 742

ELMARK
The Brand of Electricity



955ANGELO5



955ANGELO3

Click on the image
& view the price

5 YEARS TOTAL WARRANTY
+ 3 standard
+ 2 extended

IP20

~230V

RoHS

CE

Lamps
Not Included




5xE27

955ANGELO5



Type: Pendant lamp
Body colour: Black & Gold
Material: Metal
Max.: 5x40W



Lamps
Not Included




3xE27

955ANGELO3



Type: Pendant lamp
Body colour: Black & Gold
Material: Metal
Max.: 3x40W



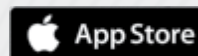
Scan QR code for 3D models,
IES files & price.

Download

from www.elmarkholding.eu or for mobile from



or



Recommended bulb



E27

page 729



955MARSEL1/GD



955MARSEL1/BL

5 YEARS TOTAL WARRANTY
+ 3 standard
2 extended

IP20

~230V

RoHS

CE

Click on the image & view the price

Lamps
Not Included



955MARSEL1/GD



Type: Pendant lamp
Body colour: Gold
Material: Metal
Max.: 40W

Lamps
Not Included



955MARSEL1/BL



Type: Pendant lamp
Body colour: Black & Gold
Material: Metal
Max.: 40W

Scan QR code for 3D models, IES files & price.

Recommended bulb



E27

page 729

ELMARK
The Brand of Electricity



955MARSEL1F/BL



955MARSEL1F2/BL

DECOR | MARSEL

5 YEARS TOTAL WARRANTY
+ 3 standard
+ 2 extended

Click on the image
& view the price

IP20

~230V

RoHS

CE


Lamps
Not Included



955MARSEL1F/BL



Type: Floor lamp
Body colour: Antique
Brass + Blue
Material: Metal + Fabric
Max.: 40W




Lamps
Not Included



955MARSEL1F2/BL




Type: Floor lamp
Body colour: Black
Material: Metal + Fabric
Max.: 40W

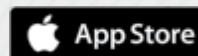


Scan QR code for 3D models,
IES files & price.

Download from www.elmarkholding.eu or for mobile from



or



Recommended bulb



E27

page 729



955CRISTINA1/GD



955CRISTINA1/BL

5 YEARS TOTAL WARRANTY
+ 3 standard
+ 2 extended

IP20

~230V

RoHS

CE

Click on the image & view the price

Lamps
Not Included



1xE27

955CRISTINA1/GD




Type: Pendant lamp
Body colour: Gold
Material: Metal
Max.: 40W

Lamps
Not Included



1xE27

955CRISTINA1/BL



Type: Pendant lamp
Body colour: Black & Gold
Material: Metal
Max.: 40W

Scan QR code for 3D models, IES files & price.

Recommended bulb



E27

page 729

for UNION



E27

page 742

for GALAXY

ELMARK

The Brand of Electricity



955UNION1



955GALAXY1/BL

Click on the image & view the price

5 YEARS TOTAL WARRANTY + 3 standard 2 extended

IP20

~230V

RoHS

CE

Lamps Not Included

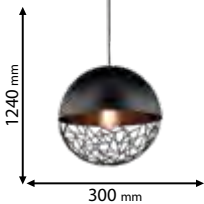


1xE27

955UNION1



Type: Pendant lamp
Body colour: Matt black
Material: Metal
Max.: 40W



Lamps Not Included




1xE27

955GALAXY1/BL



Type: Pendant lamp
Body colour: Black & Gold
Material: Iron
Max.: 40W



Scan QR code for 3D models, IES files & price.

Recommended bulb



E27

page 726



955EBRULI1/BL



955EBRULI1/WH



955EBRULI1/AN

Click on the image
& view the price

5 YEARS TOTAL WARRANTY
+ 3 standard
+ 2 extended

IP20

~230V

RoHS

CE

Scan QR code for 3D models,
IES files & price.

Lamps
Not Included



955EBRULI1/BL




Type: Pendant lamp
Body colour: Black
Material: Iron + Plastic
Max.: 40W

Lamps
Not Included



955EBRULI1/WH




Type: Pendant lamp
Body colour: White
Material: Iron + Plastic
Max.: 40W

Lamps
Not Included



955EBRULI1/AN



Type: Pendant lamp
Body colour: Antique
brass
Material: Iron + Plastic
Max.: 40W

Recommended bulb



E27

page 726

ELMARK
The Brand of Electricity



955RUGER1/AN



955RUGER1/CR




955RUGER1/CO

Click on the image
& view the price

Lamps
Not Included



955RUGER1/AN



Type: Pendant lamp
Body colour: Antique
brass
Material: Iron
Max.: 40W

Lamps
Not Included



955RUGER1/CR



Type: Pendant lamp
Body colour: Cream
Material: Iron
Max.: 40W

Lamps
Not Included



955RUGER1/CO



Type: Pendant lamp
Body colour: Copper
Material: Iron
Max.: 40W

5 YEARS TOTAL WARRANTY
+ 3 standard
2 extended

IP20

~230V

RoHS

CE

Scan QR code for 3D models,
IES files & price.

Recommended bulb



E27

page 742



955CINEMA6

955CINEMA1

5 YEARS TOTAL WARRANTY
+ 3 standard
+ 2 extended

IP20

~230V

RoHS

CE

Click on the image & view the price

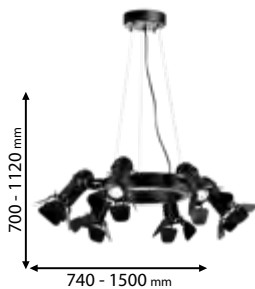
Lamps
Not Included



955CINEMA6



Type: Chandelier
Body colour: Black
Material: Metal
Max.: 6x40W



Lamps
Not Included



955CINEMA1



Type: Ceiling lamp
Body colour: Black
Material: Metal
Max.: 40W



Scan QR code for 3D models, IES files & price.

Recommended bulb



E27

page 726

for BLOOM



E27

page 728

for ARTE

ELMARK

The Brand of Electricity



955BLOOM8



955ARTE4/BL

Click on the image
& view the price

5 YEARS TOTAL WARRANTY
+ 3 standard
2 extended

IP20

~230V

RoHS

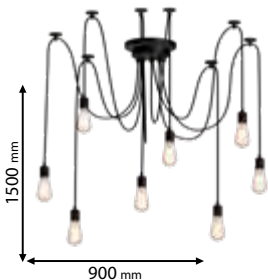
CE

Lamps
Not Included



8xE27

955BLOOM8



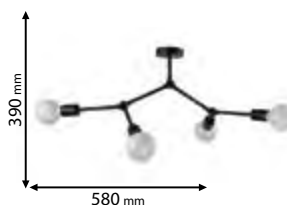
Type: Chandelier
Body colour: Black
Material: Metal
Max.: 8x40W

Lamps
Not Included



4xE27

955ARTE4/BL



Type: Chandelier
Body colour: Black
Material: Metal
Max.: 4x40W

Scan QR code for 3D models,
IES files & price.

Download ELMARK BUSINESS APP

from www.elmarkholding.eu or for mobile from



or



Recommended bulb



E27

page 727



E27

page 730



955ROXIE12/GD



955ROXIE6/GD



955ROXIE3/GD

Click on the image & view the price

5 YEARS TOTAL WARRANTY
+ 3 standard
2 extended

IP20


~230V

RoHS

CE

Lamps Not Included  12xE27

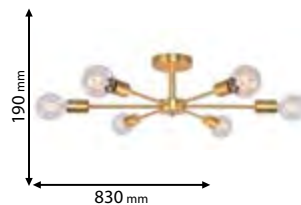
955ROXIE12/GD




Type: Chandelier
Body colour: Gold
Material: Metal
Max.: 12x40W

Lamps Not Included  6xE27


955ROXIE6/GD



Type: Chandelier
Body colour: Gold
Material: Metal
Max.: 6x40W

Lamps Not Included  3xE27

955ROXIE3/GD



Type: Chandelier
Body colour: Gold
Material: Metal
Max.: 3x40W

Scan QR code for 3D models, IES files & price.

Recommended bulb



E27

page 727

ELMARK
The Brand of Electricity



955JACKSON18



955SALLY6/BL

Click on the image
& view the price

5 YEARS TOTAL WARRANTY
+ 3 standard
+ 2 extended

IP20

~230V

RoHS

CE

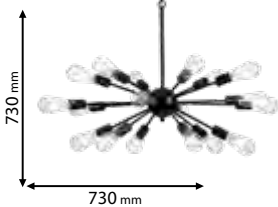
Lamps
Not Included



955JACKSON18



Type: Chandelier
Body colour: Black
Material: Metal
Max.: 18x40W




Lamps
Not Included



955SALLY6/BL




Type: Chandelier
Body colour: Black
Material: Metal
Max.: 6x25W



Scan QR code for 3D models,
IES files & price.

Download **ELMARK BUSINESS APP**

from www.elmarkholding.eu or for mobile from



or




Recommended bulb



E27


page 730



955ROBBY1/BL



955ROCCO1/BL



955ROCCO1/WH

Click on the image
& view the price

5 YEARS TOTAL WARRANTY
+ 3 standard
2 extended

IP20

~230V

RoHS

CE


Scan QR code for 3D models,
IES files & price.

Lamps
Not Included



1xE27

955ROBBY1/BL




Type: Pendant lamp
Body colour: Black & White
Material: Metal + PP
Max.: 25W

Lamps
Not Included



1xE27

955ROCCO1/BL




Type: Pendant lamp
Body colour: Black
Material: Metal + PP
Max.: 25W

Lamps
Not Included



1xE27

955ROCCO1/WH



Type: Pendant lamp
Body colour: White
Material: Metal + PP
Max.: 25W

Recommended bulb



E27

page 727

ELMARK
The Brand of Electricity



955SHUTTLE1/WH



955SHUTTLE3

Click on the image
& view the price

5 YEARS TOTAL WARRANTY
+ 3 standard
2 extended

IP20

~230V

RoHS

CE

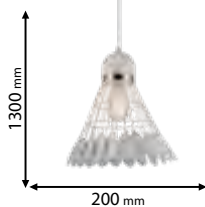
Lamps
Not Included



955SHUTTLE1/WH



Type: Pendant lamp
Body colour: White
Material: Metal
Max.: 40W



Lamps
Not Included



955SHUTTLE3



Type: Chandelier
Body colour: White & Grey
& Green
Material: Metal
Max.: 3x40W

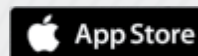


Scan QR code for 3D models,
IES files & price.

Download from www.elmarkholding.eu or for mobile from



or



Recommended bulb



E27
page 729



955KEN1



955KEN3

5 YEARS TOTAL WARRANTY
+ 3 standard
2 extended

IP20

~230V

RoHS

CE

Click on the image
& view the price


Lamps
Not Included



955KEN3



Type: Pendant lamp
Body colour: Matt black
Material: Metal
Max.: 3x40W




Lamps
Not Included



955KEN1



Type: Pendant lamp
Body colour: Matt black
Material: Metal
Max.: 40W



Scan QR code for 3D models,
IES files & price.

Recommended bulb



E27

page 727

ELMARK
The Brand of Electricity



955SALVA1/BL



955IDA1/BL

Click on the image
& view the price

5 YEARS TOTAL WARRANTY
+ 3 standard
+ 2 extended

IP20

~230V

RoHS

CE

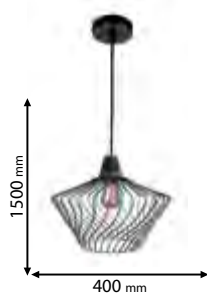
Lamps
Not Included



955SALVA1/BL



Type: Pendant lamp
Body colour: Black
Material: Metal
Max.: 40W



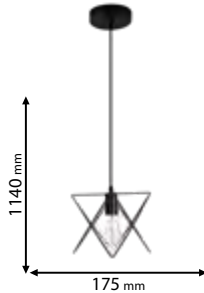
Lamps
Not Included



955IDA1/BL



Type: Pendant lamp
Body colour: Black
Material: Metal
Max.: 40W

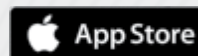


Scan QR code for 3D models,
IES files & price.

Download from www.elmarkholding.eu or for mobile from



or



Recommended bulb



E27
page 729



955ADRIA3/BL



955ADRIA1/BL

5 YEARS TOTAL WARRANTY
+ 3 standard
2 extended

IP20

~230V

RoHS

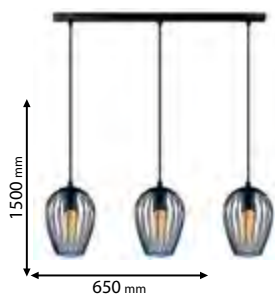
CE

Click on the image
& view the price

Lamps
Not Included



955ADRIA3/BL




Type: Pendant lamp
Body colour: Black
Material: Metal
Max.: 3x40W

Lamps
Not Included



955ADRIA1/BL



Type: Pendant lamp
Body colour: Black
Material: Metal
Max.: 40W

Scan QR code for 3D models,
IES files & price.

Recommended bulb



E27

page 727



E27

page 729



955HEIDI3/BL



955HEIDI1/BL

Click on the image
& view the price

5 YEARS TOTAL WARRANTY
+ 3 standard
+ 2 extended

IP20

~230V

RoHS

CE

Lamps
Not Included



3xE27

955HEIDI3/BL



Type: Pendant lamp
Body colour: Black
Material: Metal+Plastic
Max.: 3x40W



Lamps
Not Included

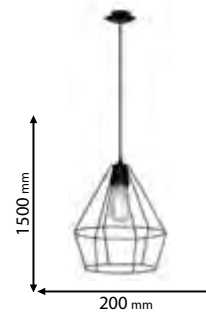


1xE27

955HEIDI1/BL



Type: Pendant lamp
Body colour: Black
Material: Metal+Plastic
Max.: 40W



Scan QR code for 3D models,
IES files & price.

Recommended bulb



E27

page 727



955POLLY4/BL



955HOLLYWL/BL



955TARA1/BL



955JILL1/BL

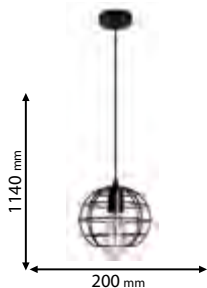
Click on the image & view the price

5 YEARS TOTAL WARRANTY
+ 3 standard
2 extended

Lamps Not Included



955TARA1/BL

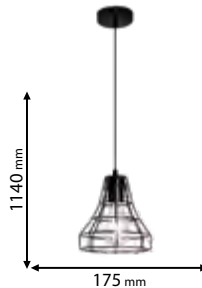


Type: Pendant lamp
Body colour: Black
Material: Metal
Max.: 40W

Lamps Not Included



955JILL1/BL

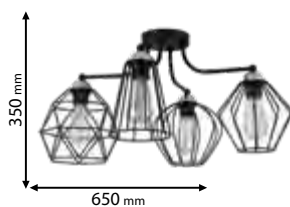


Type: Pendant lamp
Body colour: Black
Material: Metal
Max.: 40W

Lamps Not Included



955POLLY4/BL

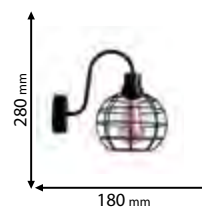


Type: Chandelier
Body colour: Black
Material: Metal
Max.: 4x40W

Lamps Not Included



955HOLLYWL/BL



Type: Wall lamp
Body colour: Black
Material: Metal
Max.: 40W

Scan QR code for 3D models, IES files & price.

IP20

~230V

RoHS

CE

Recommended bulb



E27

page 730

for QUINN & TERI



E27

page 727

for CAGE & IZABEL

ELMARK

The Brand of Electricity



955QUINN5/BL



955TERI1/BL



955CAGE1/BL



955IZABEL3/BL

Click on the image
& view the price

DECOR | QUINN | TERI | CAGE | IZABEL

Lamps
Not Included



5xE27

955QUINN5/BL



Type: Pendant lamp
Body colour: Black
Material: Metal
Max.: 5x40W



Lamps
Not Included

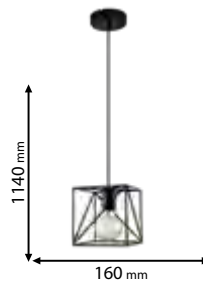


1xE27

955TERI1/BL



Type: Pendant lamp
Body colour: Black
Material: Metal
Max.: 40W



Lamps
Not Included



1xE27

955CAGE1/BL



Type: Pendant lamp
Body colour: Black
Material: Metal
Max.: 40W



Lamps
Not Included




3xE27

955IZABEL3/BL



Type: Pendant lamp
Body colour: Matt black & Gold
Material: Metal
Max.: 3x40W



5 YEARS TOTAL WARRANTY
+ 3 standard
2 extended

IP20

~230V

RoHS

CE

Scan QR code for 3D models,
IES files & price.

Recommended bulb



E27

page 729



955WOODY/D



955WOODY/R



955WOODY/3



955WOODY/4

Click on the image
& view the price

5 YEARS TOTAL WARRANTY
+ 3 standard
+ 2 extended

IP20

~230V

RoHS

CE

Scan QR code for 3D models,
IES files & price.

Lamps Not Included  1xE27

955WOODY/D



Type: Pendant lamp
Body colour: Black & Rattan
Material: Metal + Rattan
Max.: 40W

Lamps Not Included  1xE27

955WOODY/R



Type: Pendant lamp
Body colour: Black & Wood
Material: Metal + Wood rings
Max.: 40W

Lamps Not Included  1xE27

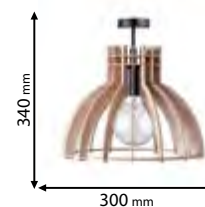
955WOODY/3



Type: Pendant lamp
Body colour: Chrome & Wood
Material: Metal + Wood
Max.: 40W

Lamps Not Included  1xE27

955WOODY/4



Type: Pendant lamp
Body colour: Black & Wood
Material: Metal + Wood
Max.: 40W

Recommended bulb



E27

page 729

ELMARK
The Brand of Electricity



955WOODY/1



955WOODY/2



955WOODY/H



955BAMBOO1

Click on the image
& view the price

Lamps
Not Included



955WOODY/1



Type: Pendant lamp
Body colour: Wood & Rattan
Material: Metal + Rattan
Max.: 40W

Lamps
Not Included



955WOODY/2



Type: Pendant lamp
Body colour: Wood & Rattan
Material: Metal + Rattan
Max.: 40W

Lamps
Not Included



955WOODY/H



Type: Pendant lamp
Body colour: Black & Rattan
Material: Metal + Rattan
Max.: 40W

Lamps
Not Included



955BAMBOO1



Type: Pendant lamp
Body colour: Wood
Material: Metal + Wood
Max.: 25W

5 YEARS TOTAL WARRANTY
+ 3 standard
2 extended

IP20

~230V

RoHS

CE

Scan QR code for 3D models,
IES files & price.

Recommended bulb



E27
page 729



955ALMA3/MC



955ALMA1/G

5 YEARS TOTAL WARRANTY
+ 3 standard
2 extended

IP20

~230V

RoHS

CE

Click on the image
& view the price

Lamps
Not Included



955ALMA3/MC



Type: Pendant lamp
Body colour: Multicolor
Material: Metal + Glass
Max.: 3x40W

Lamps
Not Included



955ALMA1/G



Type: Pendant lamp
Body colour: Gold & Green
Material: Metal + Glass
Max.: 40W

Scan QR code for 3D models,
IES files & price.

Recommended bulb



E27

page 729

ELMARK

The Brand of Electricity



955ALMA1/BL



955ALMA1/GR

DECOR | ALMA

5 YEARS TOTAL WARRANTY
+ 3 standard
+ 2 extended

Click on the image
& view the price

IP20

~230V

RoHS

CE

Lamps
Not Included



955ALMA1/BL



Type: Pendant lamp
Body colour: Wood & Blue
Material: Metal + Glass
Max.: 40W

Lamps
Not Included



955ALMA1/GR



Type: Pendant lamp
Body colour: Gold & Grey
Material: Metal + Glass
Max.: 40W

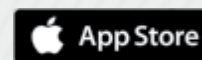
Scan QR code for 3D models,
IES files & price.

Download **ELMARK BUSINESS APP**

from www.elmarkholding.eu or for mobile from



or



Recommended bulb



E27

page 729



955BRADLEY1



955BRADLEY3

5 YEARS TOTAL WARRANTY
+ 3 standard
+ 2 extended

IP20

~230V

RoHS


CE

Click on the image
& view the price

Lamps
Not Included



955BRADLEY1



Type: Pendant lamp
Body colour: Wood & Grey
Material: Iron + Glass
Max.: 40W

Lamps
Not Included



955BRADLEY3



Type: Pendant lamp
Body colour: Wood & Grey
Material: Iron + Glass
Max.: 3x40W

Scan QR code for 3D models,
IES files & price.

Recommended bulb



GU10

page 761

for DUKE




E27

page 727

for FIONA



955DUKE1/BK



955FIONA3

5 YEARS TOTAL WARRANTY
+ 3 standard
+ 2 extended

Click on the image
& view the price

IP20

~230V

RoHS

CE

Lamps
Not Included




1xGU10

955DUKE1/BK



Type: Pendant lamp
Body colour: Black
Material: Metal
Max.: 35W



Lamps
Not Included




3xE27

955FIONA3



Type: Pendant lamp
Body colour: Wood
Material: Metal + Wood
Max.: 3x25W



Scan QR code for 3D models,
IES files & price.

Recommended bulb



E27

page 727



955PHIL5/BL



955PHIL3/BL



955PHIL1WL/BL

Click on the image
& view the price

5 YEARS TOTAL WARRANTY
+ 3 standard
2 extended

IP20

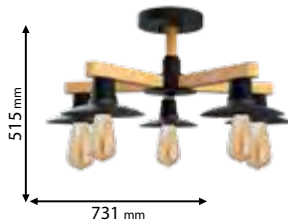
~230V

RoHS

CE

Lamps Not Included  5x E27

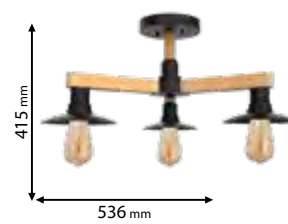
955PHIL5/BL



Type: Chandelier
Body colour: Black & Wood
Material: Metal + Wood
Max.: 5x25W

Lamps Not Included  3x E27

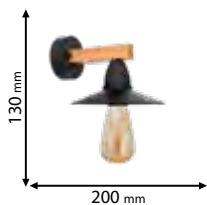
955PHIL3/BL



Type: Chandelier
Body colour: Black & Wood
Material: Metal + Wood
Max.: 3x25W

Lamps Not Included  1x E27

955PHIL1WL/BL



Type: Wall lamp
Body colour: Black & Wood
Material: Metal + Wood
Max.: 1x25W

Scan QR code for 3D models,
IES files & price.

Recommended bulb



E27

page 729

ELMARK

The Brand of Electricity



955RONNY3



955RONNY1

DECOR | RONNY

5 YEARS TOTAL WARRANTY
+ 3 standard
+ 2 extended

Click on the image & view the price

IP20

~230V

RoHS

CE


Lamps Not Included



955RONNY3



Type: Pendant lamp
Body colour: Black & Wood
Material: Metal + Wood
Max.: 3x25W




Lamps Not Included



955RONNY1



Type: Pendant lamp
Body colour: Black & Wood
Material: Metal + Wood
Max.: 25W

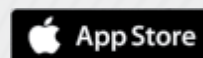


Scan QR code for 3D models, IES files & price.

Download from www.elmarkholding.eu or for mobile from



or



Recommended bulb



E14

page 731



955MORGAN6/BL



955MORGAN3/BL

5 YEARS TOTAL WARRANTY
+ 3 standard
+ 2 extended

IP20

~230V

RoHS

CE

Click on the image & view the price

Lamps
Not Included



955MORGAN6/BL

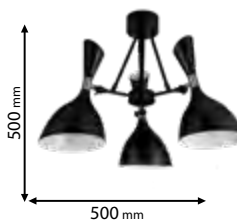


Type: Chandelier
Body colour: Black
Material: Metal
Max.: 6x40W

Lamps
Not Included



955MORGAN3/BL



Type: Chandelier
Body colour: Black
Material: Metal
Max.: 3x40W

Scan QR code for 3D models, IES files & price.

Recommended bulb



E14

page 731

ELMARK
The Brand of Electricity



955MORGAN2/BL



955MORGAN1W/BL

5 YEARS TOTAL WARRANTY
+ 3 standard
+ 2 extended

IP20

~230V

RoHS

CE

Click on the image
& view the price

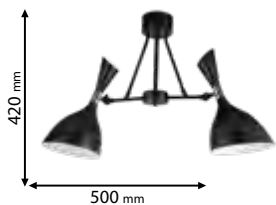
Lamps
Not Included



955MORGAN2/BL



Type: Chandelier
Body colour: Black
Material: Metal
Max.: 2x40W



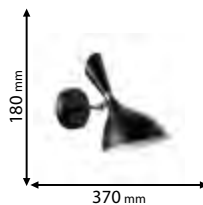
Lamps
Not Included



955MORGAN1W/BL



Type: Wall lamp
Body colour: Black
Material: Metal
Max.: 40W



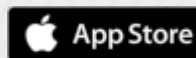
Scan QR code for 3D models,
IES files & price.

Download **ELMARK BUSINESS APP**

from www.elmarkholding.eu or for mobile from



or



Recommended bulb



E27

page 727

for TIM1A & TIM1C



E27

page 731

for TIM1B



955TIM1A



955TIM1B



955TIM1C

Click on the image & view the price

5 YEARS TOTAL WARRANTY
+ 3 standard
2 extended

IP20

~230V

RoHS

CE


Scan QR code for 3D models, IES files & price.

Lamps Not Included



1xE27

955TIM1A



Type: Pendant lamp
Body colour: Black & Gold
Material: Aluminum
Max.: 40W

Lamps Not Included



1xE27

955TIM1B



Type: Pendant lamp
Body colour: Black & Gold
Material: Aluminum
Max.: 40W

Lamps Not Included



1xE27

955TIM1C



Type: Pendant lamp
Body colour: Black & Gold
Material: Aluminum
Max.: 40W

Recommended bulb



GU10

page 761

ELMARK
The Brand of Electricity



93TL2921GU10/WH



93TL291LGU10/BL

DECOR | TL 29

5 YEARS TOTAL WARRANTY
+ 3 standard
+ 2 extended

Click on the image
& view the price

IP20
~230V
RoHS
CE

Lamps
Not Included




1xGU10

93TL2921GU10/WH



Type: Pendant lamp
Body colour: White
Material: Aluminum
Max.: 35W



Lamps
Not Included

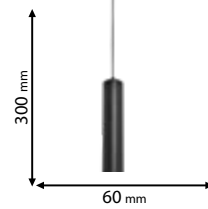


1xGU10

93TL291LGU10/BL



Type: Pendant lamp
Body colour: Black
Material: Aluminum
Max.: 35W



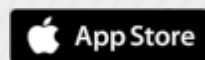
Scan QR code for 3D models,
IES files & price.

Download **ELMARK BUSINESS APP**

from www.elmarkholding.eu or for mobile from



or



Recommended bulb



E27

page 731

ELMARK
The Brand of Electricity



955JEMMA3



955MATT1/BK



955MATT1/WH

Click on the image
& view the price

5 YEARS TOTAL WARRANTY
+ 3 standard
2 extended

IP20

~230V

RoHS

CE

Lamps Not Included



955JEMMA3



Type: Pendant lamp
Body colour: Black & Gold
Material: Iron
Max.: 3x40W

Lamps Not Included



955MATT1/BK




Type: Pendant lamp
Body colour: Matt black & Gold
Material: Metal
Max.: 40W

Lamps Not Included



955MATT1/WH



Type: Pendant lamp
Body colour: Matt white & Gold
Material: Metal
Max.: 40W

Scan QR code for 3D models,
IES files & price.

Recommended bulb



E27

page 742



955JASON1/BK



955JASON1/GR



955JASON1/WH

Click on the image
& view the price

Lamps
Not Included



955JASON1/BK



Type: Pendant lamp
Body colour: Sand black &
Copper
Material: Metal
Max.: 40W

Lamps
Not Included



955JASON1/GR



Type: Pendant lamp
Body colour: Sand grey &
Copper
Material: Metal
Max.: 40W

Lamps
Not Included



955JASON1/WH



Type: Pendant lamp
Body colour: Sand white
& Satin nickel
Material: Metal
Max.: 40W

5 YEARS TOTAL
WARRANTY
+ 3 standard
2 extended

IP20

~230V

RoHS

CE

Scan QR code for 3D models,
IES files & price.

Recommended bulb



E27

page 729



955KERRY3WL/AL



955KERRY3P/AL

5 YEARS TOTAL WARRANTY
+ 3 standard
+ 2 extended

IP20

~230V

RoHS


CE

Click on the image & view the price

Lamps
Not Included



955KERRY3WL/AL




Type: Ceiling lamp
Body colour: Aluminum
Material: Aluminum
Max.: 3x40W

Lamps
Not Included



955KERRY3P/AL



Type: Pendant lamp
Body colour: Aluminum
Material: Aluminum
Max.: 3x40W

Scan QR code for 3D models,
IES files & price.

Recommended bulb



E27

page 731



955LIV1/BL



955LIV1/AL



955LIV1/C

Click on the image
& view the price

Lamps
Not Included



955LIV1/BL




Type: Pendant lamp
Body colour: Chrome & Black
Material: Aluminum
Max.: 40W

Lamps
Not Included



955LIV1/AL



Type: Pendant lamp
Body colour: Chrome & Aluminum
Material: Aluminum
Max.: 40W

Lamps
Not Included



955LIV1/C



Type: Pendant lamp
Body colour: Chrome & Coffee
Material: Aluminum
Max.: 40W

5 YEARS TOTAL WARRANTY
+ 3 standard
+ 2 extended

IP20

~230V

RoHS

CE

Scan QR code for 3D models,
IES files & price.

Recommended bulb



E27

page 731



955HELIX3/BK



955HELIX3/WH

5 YEARS TOTAL WARRANTY
+ 3 standard
+ 2 extended

IP20

~230V

RoHS

CE

Click on the image
& view the price

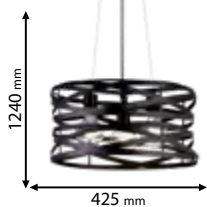
Lamps
Not Included



955HELIX3/BK



Type: Pendant lamp
Body colour: Matt black
Material: Metal
Max.: 3x40W



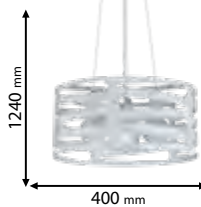
Lamps
Not Included



955HELIX3/WH



Type: Pendant lamp
Body colour: White
Material: Metal
Max.: 3x40W



Scan QR code for 3D models,
IES files & price.

Recommended bulb



E27

page 731

ELMARK
The Brand of Electricity

DECOR | CHESTER



955CHESTER1/BL



955CHESTER1/WH

5 YEARS TOTAL WARRANTY
+ 3 standard
+ 2 extended

Click on the image
& view the price

IP20

~230V

RoHS

CE


Lamps
Not Included



955CHESTER1/BL



Type: Pendant lamp
Body colour: Black
Material: Iron
Max.: 40W




Lamps
Not Included



955CHESTER1/WH




Type: Pendant lamp
Body colour: White
Material: Iron
Max.: 40W



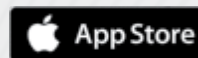
Scan QR code for 3D models,
IES files & price.

Download **ELMARK BUSINESS APP**

from www.elmarkholding.eu or for mobile from



or



Recommended bulb



E27

page 742

ELMARK
The Brand of Electricity



955JANIS1A



955JANIS1B



955JANIS1C

Click on the image
& view the price

5 YEARS TOTAL WARRANTY
+ 3 standard
+ 2 extended

IP20

~230V


RoHS

CE

Lamps Not Included



955JANIS1A




Type: Pendant lamp
Body colour: Black
Material: Metal
Max.: 40W

Lamps Not Included



955JANIS1B



Type: Pendant lamp
Body colour: White
Material: Metal
Max.: 40W

Lamps Not Included



955JANIS1C



Type: Pendant lamp
Body colour: Black
Material: Metal
Max.: 40W

Scan QR code for 3D models,
IES files & price.

Recommended bulb



E27

page 742

ELMARK
The Brand of Electricity



955TWEED1



955LUNA1

DECOR | TWEED | LUNA

5 YEARS TOTAL WARRANTY
+ 3 standard
+ 2 extended

Click on the image
& view the price

IP20

~230V

RoHS

CE

Lamps
Not Included



955TWEED1



Type: Pendant lamp
Body colour: White
Material: Plastic
Max.: 40W




Lamps
Not Included



955LUNA1




Type: Pendant lamp
Body colour: White
Material: Plastic
Max.: 40W

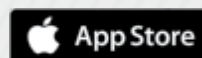


Scan QR code for 3D models,
IES files & price.

Download from www.elmarkholding.eu or for mobile from



or



Recommended bulb



E27

page 742



955DONNA3

955FRANK3/GR

5 YEARS TOTAL WARRANTY
+ 3 standard
2 extended

IP20

~230V

RoHS


CE

Click on the image & view the price

Lamps
Not Included



955FRANK3/GR




Type: Chandelier
Body colour: Grey
Material: Metal
Max.: 3x40W

Lamps
Not Included



955DONNA3



Type: Ceiling lamp
Body colour: Black
Material: Metal + Wood + Glass
Max.: 3x40W

Scan QR code for 3D models, IES files & price.

Recommended bulb



E14

page 729

ELMARK
The Brand of Electricity

DECOR | LUTON



955LUTON6



955LUTON1

5 YEARS TOTAL WARRANTY
+ 3 standard
+ 2 extended

Click on the image
& view the price

IP20

~230V

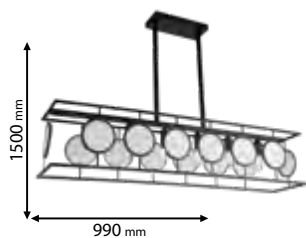
RoHS

CE

Lamps
Not Included



955LUTON6

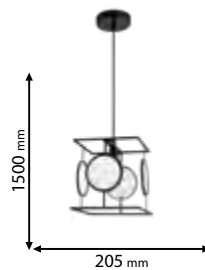


Type: Pendant lamp
Body colour: Black
Material: Metal
Max.: 6x40W

Lamps
Not Included




955LUTON1



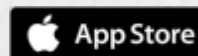
Type: Pendant lamp
Body colour: Black
Material: Metal
Max.: 40W

Scan QR code for 3D models,
IES files & price.

Download from www.elmarkholding.eu or for mobile from



or



Recommended bulb



E27

page 727



955DAMON3P



955DAMON1P/BL

5 YEARS TOTAL WARRANTY
+ 3 standard
2 extended

IP20

~230V

RoHS

CE

Click on the image & view the price

Lamps
Not Included



955DAMON3P



Type: Pendant lamp
Body colour: Black
Material: Metal
Max.: 3x40W



Lamps
Not Included



955DAMON1P/BL



Type: Pendant lamp
Body colour: Black
Material: Metal
Max.: 40W



Scan QR code for 3D models, IES files & price.

Recommended bulb



E27

page 727

ELMARK

The Brand of Electricity

DECOR | DAMON



955DAMON1P/AB



955DAMON1W

5 YEARS TOTAL WARRANTY
+ 3 standard
+ 2 extended

Click on the image
& view the price

IP20

~230V

RoHS

CE

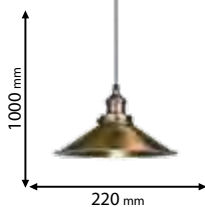
Lamps
Not Included



955DAMON1P/AB



Type: Pendant lamp
Body colour: Antique brass
Material: Metal
Max.: 40W



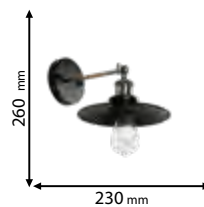
Lamps
Not Included



955DAMON1W



Type: Wall lamp
Body colour: Black
Material: Metal
Max.: 40W



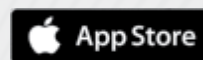
Scan QR code for 3D models,
IES files & price.

Download ELMARK BUSINESS APP

from www.elmarkholding.eu or for mobile from



or



Recommended bulb



E27

page 727



955EMMA5P/BL



955EMMA3P/BL

5 YEARS TOTAL WARRANTY
+ 3 standard
+ 2 extended

IP20

~230V

RoHS

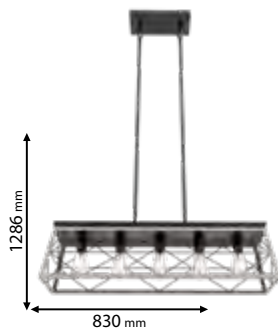
CE

Click on the image
& view the price

Lamps
Not Included



955EMMA5P/BL

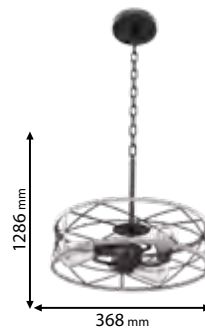


Type: Pendant lamp
Body colour: Matt black & White
Material: Metal
Max.: 5x40W

Lamps
Not Included



955EMMA3P/BL



Type: Pendant lamp
Body colour: Matt black & White
Material: Metal
Max.: 3x40W

Scan QR code for 3D models,
IES files & price.

Recommended bulb



E27

page 727

ELMARK
The Brand of Electricity



955EMMA3C/BL



955SANTA3/NI

5 YEARS TOTAL WARRANTY
+ 3 standard
+ 2 extended

Click on the image
& view the price

IP20

~230V

RoHS

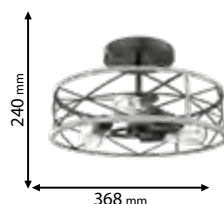
CE

Lamps
Not Included



3xE27

955EMMA3C/BL



368 mm


Type: Ceiling lamp
Body colour: Matt black & White
Material: Metal
Max.: 3x40W

Lamps
Not Included



3xE27

955SANTA3/NI



405 mm

Type: Ceiling lamp
Body colour: Satin nickel
Material: Metal + Glass
Max.: 3x40W

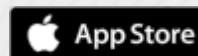
Scan QR code for 3D models,
IES files & price.

Download **ELMARK BUSINESS APP**

from www.elmarkholding.eu or for mobile from



or



Recommended bulb



E27

page 727

for ELIA & VICTOR



E14

page 729

for TINO



955ELIA1



955TINO4



955VICTOR1W

Click on the image
& view the price

5 YEARS TOTAL WARRANTY
+ 3 standard
2 extended

IP20

~230V


RoHS

CE

Lamps
Not Included



955ELIA1

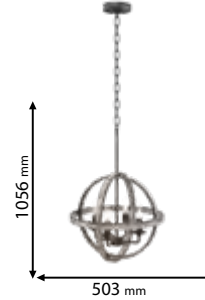


Type: Pendant lamp
Body colour: Matt black
Material: Metal + Wood + Glass
Max.: 40W

Lamps
Not Included



955TINO4

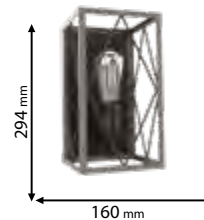


Type: Pendant lamp
Body colour: Matt black
Material: Metal + Wood
Max.: 4x40W

Lamps
Not Included



955VICTOR1W



Type: Wall lamp
Body colour: Matt black & Black mahogany
Material: Metal + Wood
Max.: 40W

Scan QR code for 3D models,
IES files & price.

Recommended bulb



E27

page 727

ELMARK
The Brand of Electricity



955PAOLA3W/BL



955PAOLA2W/BL



955PAOLA1W/BL

Click on the image
& view the price

Lamps
Not Included



3xE27

955PAOLA3W/BL



Type: Wall lamp
Body colour: Matt black & Wood
Material: Metal + Wood + Glass
Max.: 3x40W

Lamps
Not Included



2xE27

955PAOLA2W/BL



Type: Wall lamp
Body colour: Matt black & Wood
Material: Metal + Wood + Glass
Max.: 2x40W

Lamps
Not Included



1xE27

955PAOLA1W/BL



Type: Wall lamp
Body colour: Matt black & Wood
Material: Metal + Wood + Glass
Max.: 40W

5 YEARS TOTAL WARRANTY
+ 3 standard
+ 2 extended

IP20

~230V

RoHS

CE

Scan QR code for 3D models,
IES files & price.

Recommended bulb



E27

page 727



955SILVIA4W/BL



955SILVIA3W/BL

5 YEARS TOTAL WARRANTY
+ 3 standard
+ 2 extended

IP20

~230V

RoHS

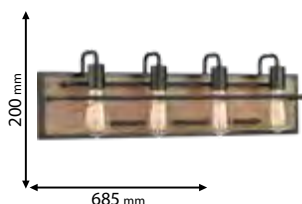
CE

Click on the image & view the price

Lamps
Not Included



955SILVIA4W/BL

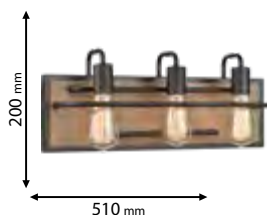


Type: Wall lamp
Body colour: Matt black & Wood
Material: Metal + Wood
Max.: 4x40W

Lamps
Not Included



955SILVIA3W/BL



Type: Wall lamp
Body colour: Matt black & Wood
Material: Metal + Wood
Max.: 3x40W

Scan QR code for 3D models, IES files & price.

Recommended bulb



E27

page 727

ELMARK
The Brand of Electricity



955SILVIA2W/BL



955SILVIA1W/BL

DECOR | SILVIA

5 YEARS TOTAL WARRANTY
+ 3 standard
+ 2 extended

Click on the image
& view the price

IP20

~230V

RoHS

CE

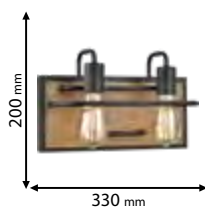
Lamps
Not Included



955SILVIA2W/BL



Type: Wall lamp
Body colour: Matt black & Wood
Material: Metal + Wood
Max.: 2x40W



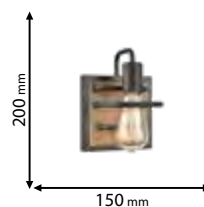
Lamps
Not Included



955SILVIA1W/BL



Type: Wall lamp
Body colour: Matt black & Wood
Material: Metal + Wood
Max.: 40W

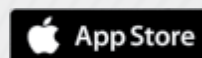


Scan QR code for 3D models,
IES files & price.

Download from www.elmarkholding.eu or for mobile from



or



Recommended bulb



E27

page 727



955BIANCA3/BL



955BIANCA2W/BL

5 YEARS TOTAL WARRANTY
+ 3 standard
+ 2 extended

IP20

~230V

RoHS

CE

Click on the image & view the price

Lamps
Not Included



955BIANCA3/BL




Type: Ceiling lamp
Body colour: Matt black & Wood
Material: Metal + Wood
Max.: 3x40W

Lamps
Not Included



955BIANCA2W/BL



Type: Wall lamp
Body colour: Matt black & Wood
Material: Metal + Wood
Max.: 2x40W

Scan QR code for 3D models, IES files & price.

Recommended bulb



E27

page 727

ELMARK
The Brand of Electricity



955PIERA3/BL



955BIANCA1W/BL

Click on the image
& view the price

5 YEARS TOTAL WARRANTY
+ 3 standard
+ 2 extended

IP20

~230V

RoHS

CE

Lamps
Not Included



955PIERA3/BL



Type: Pendant lamp
Body colour: Matt black & Wood
Material: Metal + Wood
Max.: 3x40W



Lamps
Not Included



955BIANCA1W/BL



Type: Wall lamp
Body colour: Matt black & Wood
Material: Metal + Wood
Max.: 40W

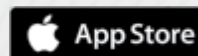


Scan QR code for 3D models,
IES files & price.

Download from www.elmarkholding.eu or for mobile from



or



Recommended bulb



E27
page 727



955PAIL1



955APIS1



955BRYAN1W

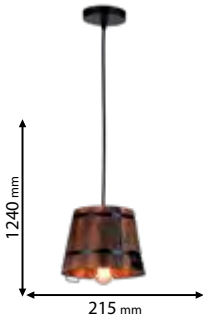
Click on the image
& view the price

5 YEARS TOTAL WARRANTY
+ 3 standard
2 extended

Lamps
Not Included



955PAIL1




Type: Pendant lamp
Body colour: Black & Wood
Material: Metal + Wood
Max.: 40W

Lamps
Not Included



955APIS1



Type: Pendant lamp
Body colour: Black & Silver
Material: Metal
Max.: 40W

Lamps
Not Included



955BRYAN1W



Type: Wall lamp
Body colour: Antique brass
Material: Metal + Glass
Max.: 40W

Scan QR code for 3D models,
IES files & price.

Recommended bulb



E14

page 736

ELMARK
The Brand of Electricity

DECOR | ALEGRA



955ALEGRA1W



955ALEGRA1T

5 YEARS TOTAL WARRANTY
+ 3 standard
+ 2 extended

Click on the image
& view the price

IP20

~230V

RoHS

CE

Lamps
Not Included



955ALEGRA1W



Type: Wall lamp
Body colour: Black & Wood
Material: Metal + Wood
Max.: 40W

Lamps
Not Included



955ALEGRA1T



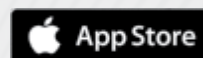
Type: Table lamp
Body colour: Black & Wood
Material: Metal + Wood
Max.: 40W

Scan QR code for 3D models,
IES files & price.

Download from www.elmarkholding.eu or for mobile from



or



Recommended bulb



E27

page 727



955ROPE1P



955GRID1P

5 YEARS TOTAL WARRANTY
+ 3 standard
2 extended

IP20

~230V

RoHS


CE

Click on the image & view the price

Lamps
Not Included



955ROPE1P




Type: Pendant lamp
Body colour: Black
Material: Metal + Rust
Max.: 40W

Lamps
Not Included



955GRID1P



Type: Pendant lamp
Body colour: Black
Material: Metal + Rust
Max.: 40W

Scan QR code for 3D models, IES files & price.

Recommended bulb



E27

page 727

ELMARK

The Brand of Electricity

DECOR | ROPE



955ROPE2W



955ROPE1W

5 YEARS TOTAL WARRANTY
+ 3 standard
+ 2 extended

Click on the image
& view the price

IP20

~230V

RoHS

CE

Lamps
Not Included



2xE27

955ROPE2W



Type: Wall lamp
Body colour: Black
Material: Metal + Rust
Max.: 2x40W



Lamps
Not Included

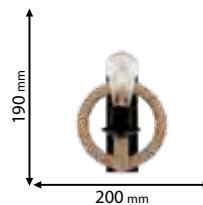


1xE27

955ROPE1W




Type: Wall lamp
Body colour: Black
Material: Metal + Rust
Max.: 40W



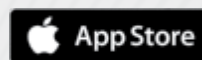
Scan QR code for 3D models,
IES files & price.

Download ELMARK BUSINESS APP

from www.elmarkholding.eu or for mobile from



or



Recommended bulb



E27

page 727



955SAILOR17



955SAILOR1AB



955SAILOR11/G



955SAILOR12/G

Click on the image
& view the price

5 YEARS TOTAL WARRANTY
+ 3 standard
2 extended

IP20

~230V


RoHS

CE

Lamps Not Included



955SAILOR17




Type: Pendant lamp
Body colour: Black
Material: Metal + Rust
Max.: 40W

Lamps Not Included



955SAILOR1AB

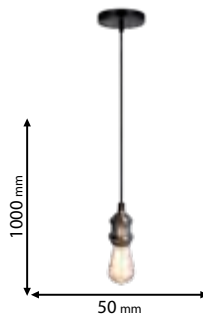


Type: Pendant lamp
Body colour: Antique brass & Black
Material: Metal
Max.: 40W

Lamps Not Included



955SAILOR11/G




Type: Pendant lamp
Body colour: Gold
Material: Metal
Max.: 40W

Lamps Not Included



955SAILOR12/G



Type: Pendant lamp
Body colour: Gold
Material: Metal
Max.: 40W

Scan QR code for 3D models, IES files & price.

Recommended bulb



E27

page 727

ELMARK
The Brand of Electricity



955SAILOR13/S



955SAILOR14/AB



955SAILOR15/RAB



9527100

Click on the image
& view the price

DECOR | SAILOR

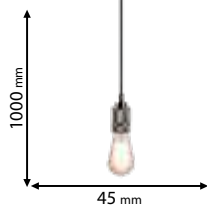
Lamps
Not Included



955SAILOR13/S



Type: Pendant lamp
Body colour: Silver
Material: Metal
Max.: 40W




Lamps
Not Included



955SAILOR14/AB



Type: Pendant lamp
Body colour: Antique
brass
Material: Metal
Max.: 40W




Lamps
Not Included



955SAILOR15/RAB



Type: Pendant lamp with
switch
Body colour: Red antique
brass
Material: Metal
Max.: 40W




Lamps
Not Included



9527100



Type: Pendant lamp
Body colour: Chrome
Material: Metal
Max.: 40W



5 YEARS TOTAL WARRANTY
+ 3 standard
2 extended

IP20

~230V

RoHS

CE

Scan QR code for 3D models,
IES files & price.

Recommended bulb



E27

page 727



955SAILOR16/BL



955SAILOR16/WH



955SAILOR16/R

Click on the image
& view the price

5 YEARS TOTAL WARRANTY
+ 3 standard
2 extended

IP20

~230V

RoHS

CE

Scan QR code for 3D models,
IES files & price.


Lamps
Not Included



955SAILOR16/BL



Type: Pendant lamp
Body colour: Black
Material: Silicon
Max.: 40W




Lamps
Not Included



955SAILOR16/WH



Type: Pendant lamp
Body colour: White
Material: Silicon
Max.: 40W




Lamps
Not Included



955SAILOR16/R



Type: Pendant lamp
Body colour: Red
Material: Silicon
Max.: 40W



Recommended bulb



E27

page 727

ELMARK
The Brand of Electricity



955SAILOR16/BR



955SAILOR16/Y

Click on the image
& view the price

DECOR | SAILOR


Lamps
Not Included



955SAILOR16/BR



Type: Pendant lamp
Body colour: Brown
Material: Silicon
Max.: 40W




Lamps
Not Included



955SAILOR16/Y



Type: Pendant lamp
Body colour: Yellow
Material: Silicon
Max.: 40W



5 YEARS TOTAL WARRANTY
+ 3 standard
+ 2 extended

IP20


~230V

RoHS

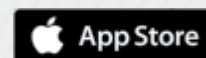
CE

Scan QR code for 3D models,
IES files & price.

Download from www.elmarkholding.eu or for mobile from



or



Recommended bulb



E27

page 742



951940



951930



951951

Click on the image
& view the price

3 YEARS TOTAL WARRANTY
+ 2 standard
1 extended

Lamps Not Included  2xE27


951940



Type: Ceiling lamp
Body colour: White
Material: Metal + Glass
Max.: 2x60W

Lamps Not Included  1xE27

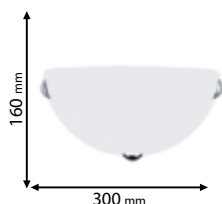
951930



Type: Ceiling lamp
Body colour: White
Material: Metal + Glass
Max.: 60W

Lamps Not Included  1xE27

951951



Type: Wall lamp
Body colour: White
Material: Metal + Glass
Max.: 60W

Scan QR code for 3D models,
IES files & price.

Recommended bulb



E27

page 742

ELMARK
The Brand of Electricity



952940



952930




952951

Click on the image
& view the price

Lamps
Not Included



952940




Type: Ceiling lamp
Body colour: White
Material: Metal + Glass
Max.: 2x60W

Lamps
Not Included



952930




Type: Ceiling lamp
Body colour: White
Material: Metal + Glass
Max.: 60W

Lamps
Not Included



952951



Type: Wall lamp
Body colour: White
Material: Metal + Glass
Max.: 60W

3 YEARS TOTAL
WARRANTY
+ 2 standard
1 extended

IP20

~230V

RoHS


CE

Scan QR code for 3D models,
IES files & price.

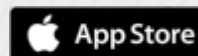
Download



from www.elmarkholding.eu or for mobile from



or



Recommended bulb



E27

page 742



951740



951730




951751

Click on the image
& view the price

3 YEARS TOTAL WARRANTY
+ 2 standard
1 extended

Lamps Not Included  2xE27

951740



Type: Ceiling lamp
Body colour: White
Material: Metal + Glass
Max.: 2x60W

Lamps Not Included  1xE27


951730



Type: Ceiling lamp
Body colour: White
Material: Metal + Glass
Max.: 60W

Lamps Not Included  1xE27

951751



Type: Wall lamp
Body colour: White
Material: Metal + Glass
Max.: 60W

Scan QR code for 3D models,
IES files & price.

Recommended bulb



E27

page 742



951330



951351

3 YEARS TOTAL WARRANTY
+ 2 standard
+ 1 extended

IP20

~230V

RoHS


CE

Click on the image
& view the price

Lamps
Not Included



951330

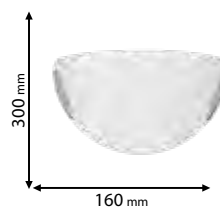


Type: Ceiling lamp
Body colour: White
Material: Metal + Glass
Max.: 60W

Lamps
Not Included



951351



Type: Wall lamp
Body colour: White
Material: Metal + Glass
Max.: 60W

Scan QR code for 3D models,
IES files & price.

Recommended bulb



E27

page 742



955PETRA4L/BR



955PETRA3M/BR



955PETRA3S/BR

Click on the image
& view the price

5 YEARS TOTAL WARRANTY
+ 3 standard
2 extended

IP20

~230V

RoHS


CE

Lamps Not Included  3xE27

955PETRA4L/BR



Type: Ceiling lamp
Body colour: Bronze
Material: Metal + Glass
Max.: 3x40W

Lamps Not Included  2xE27

955PETRA3M/BR



Type: Ceiling lamp
Body colour: Bronze
Material: Metal + Glass
Max.: 2x40W

Lamps Not Included  2xE27

955PETRA3S/BR



Type: Ceiling lamp
Body colour: Bronze
Material: Metal + Glass
Max.: 2x40W

Scan QR code for 3D models,
IES files & price.

Recommended bulb



E27

page 742

ELMARK
The Brand of Electricity



955PETRA4L/BL



955PETRA3M/BL



955PETRA3S/BL

Click on the image
& view the price

Lamps
Not Included



955PETRA4L/BL



Type: Ceiling lamp
Body colour: Black
Material: Metal + Glass
Max.: 3x40W

Lamps
Not Included



955PETRA3M/BL



Type: Ceiling lamp
Body colour: Black
Material: Metal + Glass
Max.: 2x40W

Lamps
Not Included



955PETRA3S/BL



Type: Ceiling lamp
Body colour: Black
Material: Metal + Glass
Max.: 2x40W

5 YEARS TOTAL WARRANTY
+ 3 standard
+ 2 extended

IP20

~230V

RoHS

CE

Scan QR code for 3D models,
IES files & price.

SPOT LIGHTING



Recommended bulb



E14

page 729



955AMBIX6



955AMBIX4



955AMBIX2


Click on the image
& view the price

Lamps
Not Included



6xE14

955AMBIX6




Type: Ceiling spot lamp
Body colour: Black & Copper
Material: Metal
Max.: 6x40W

Lamps
Not Included



4xE14

955AMBIX4



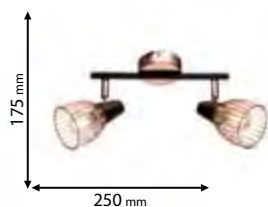
Type: Ceiling spot lamp
Body colour: Black & Copper
Material: Metal
Max.: 4x40W

Lamps
Not Included



2xE14

955AMBIX2



Type: Ceiling spot lamp
Body colour: Black & Copper
Material: Metal
Max.: 2x40W

5 YEARS TOTAL WARRANTY
+ 3 standard
+ 2 extended

IP20

~230V

RoHS

CE

Scan QR code for 3D models,
IES files & price.

Recommended bulb



E14

page 729



955AMBIX5



955AMBIX3R

5 YEARS TOTAL WARRANTY
+ 3 standard
+ 2 extended

IP20

~230V

RoHS

CE


Click on the image & view the price

Lamps
Not Included



5xE14

955AMBIX5



Type: Ceiling lamp
Body colour: Black & Copper
Material: Metal
Max.: 5x40W

Lamps
Not Included



3xE14

955AMBIX3R



Type: Ceiling lamp
Body colour: Black & Copper
Material: Metal
Max.: 3x40W

Scan QR code for 3D models, IES files & price.

Recommended bulb



E14

page 729

ELMARK

The Brand of Electricity



955AMBIX3



955AMBIX1W

DECOR | AMBIX

5 YEARS TOTAL WARRANTY
+ 3 standard
+ 2 extended

Click on the image
& view the price

IP20

~230V

RoHS

CE

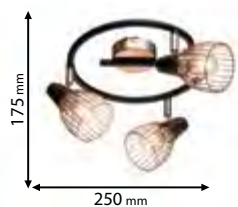
Lamps
Not Included



955AMBIX3



Type: Ceiling spot lamp
Body colour: Black & Copper
Material: Metal
Max.: 3x40W




Lamps
Not Included



955AMBIX1W



Type: Wall spot lamp
Body colour: Black & Copper
Material: Metal
Max.: 40W

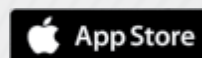


Scan QR code for 3D models,
IES files & price.

Download from www.elmarkholding.eu or for mobile from



or



Recommended bulb



E14

page 729



955JULIE6



955JULIE4



955JULIE3

Click on the image
& view the price

5 YEARS TOTAL WARRANTY
+ 3 standard
2 extended

IP20

~230V

RoHS

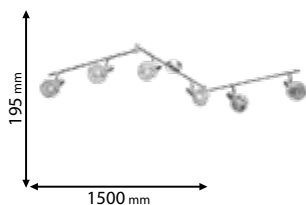
CE

Scan QR code for 3D models,
IES files & price.

Lamps
Not Included



955JULIE6




Type: Ceiling spot lamp
Body colour: Satin nickel &
Aluminum
Material: Metal
Max.: 6x40W

Lamps
Not Included



955JULIE4




Type: Ceiling spot lamp
Body colour: Satin nickel &
Aluminum
Material: Metal
Max.: 4x40W

Lamps
Not Included



955JULIE3



Type: Ceiling spot lamp
Body colour: Satin nickel &
Aluminum
Material: Metal
Max.: 3x40W

Recommended bulb



E14

page 729

ELMARK
The Brand of Electricity



955JULIE5



955JULIE3R



955JULIE2



955JULIE1W


Click on the image
& view the price

DECOR | JULIE

Lamps
Not Included



955JULIE5



Type: Ceiling lamp
Body colour: Satin nickel &
Aluminum
Material: Metal
Max.: 5x40W

Lamps
Not Included



955JULIE3R




Type: Ceiling lamp
Body colour: Satin nickel &
Aluminum
Material: Metal
Max.: 3x40W

Lamps
Not Included



955JULIE2




Type: Ceiling spot lamp
Body colour: Satin nickel &
Aluminum
Material: Metal
Max.: 2x40W

Lamps
Not Included



955JULIE1W



Type: Wall spot lamp
Body colour: Satin nickel &
Aluminum
Material: Metal
Max.: 40W

5 YEARS TOTAL WARRANTY
+ 3 standard
2 extended

IP20

~230V

RoHS

CE

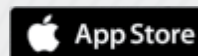
Scan QR code for 3D models,
IES files & price.

Download

from www.elmarkholding.eu or for mobile from



or



Recommended bulb



E14

page 729



955SHEEN4/SN



955SHEEN3/SN



955SHEEN2/SN

Click on the image & view the price

5 YEARS TOTAL WARRANTY
+ 3 standard
2 extended

IP20

~230V

RoHS

CE


Scan QR code for 3D models, IES files & price.

Lamps Not Included



4xE14

955SHEEN4/SN




Type: Ceiling spot lamp
Body colour: Satin nickel & Chrome & frame with clear glass
Material: Metal + Glass
Max.: 4x40W

Lamps Not Included



3xE14

955SHEEN3/SN




Type: Ceiling spot lamp
Body colour: Satin nickel & Chrome & frame with clear glass
Material: Metal + Glass
Max.: 3x40W

Lamps Not Included



2xE14

955SHEEN2/SN



Type: Ceiling spot lamp
Body colour: Satin nickel & Chrome & frame with clear glass
Material: Metal + Glass
Max.: 2x40W

Recommended bulb



E14

page 729

ELMARK
The Brand of Electricity



955SHEEN5/SN



955SHEEN1W/SN




955SHEEN31/SN

Click on the image
& view the price

Lamps
Not Included



955SHEEN5/SN




Type: Ceiling spot lamp
Body colour: Satin nickel &
Chrome & frame with clear
glass
Material: Metal + Glass
Max.: 5x40W

Lamps
Not Included



955SHEEN31/SN



Type: Ceiling spot lamp
Body colour: Satin nickel &
Chrome & frame with clear
glass
Material: Metal + Glass
Max.: 3x40W

Lamps
Not Included



955SHEEN1W/SN



Type: Wall spot lamp
Body colour: Satin nickel &
Chrome & frame with clear
glass
Material: Metal + Glass
Max.: 40W

5 YEARS TOTAL WARRANTY
+ 3 standard
+ 2 extended

IP20

~230V

RoHS

CE

Scan QR code for 3D models,
IES files & price.

Recommended bulb



E14

page 729



955EDDY4/BL



955EDDY3/BL



955EDDY2/BL



955EDDY1W/BL

Click on the image
& view the price

5 YEARS TOTAL WARRANTY
+ 3 standard
+ 2 extended

IP20

~230V

RoHS


CE

Lamps Not Included



4xE14

955EDDY4/BL




Type: Ceiling spot lamp
Body colour: Black & White
Material: Metal + Glass
Max.: 4x40W

Lamps Not Included



3xE14

955EDDY3/BL



Type: Ceiling spot lamp
Body colour: Black & White
Material: Metal + Glass
Max.: 3x40W

Lamps Not Included



2xE14

955EDDY2/BL




Type: Ceiling spot lamp
Body colour: Black & White
Material: Metal + Glass
Max.: 2x40W

Lamps Not Included



1xE14

955EDDY1W/BL



Type: Wall spot lamp
Body colour: Black & White
Material: Metal + Glass
Max.: 40W

Scan QR code for 3D models,
IES files & price.

Recommended bulb



E27

page 729

ELMARK
The Brand of Electricity



955TWIST5/BL



955TWIST3/BL

Click on the image
& view the price

Lamps
Not Included



955TWIST5/BL



Type: Chandelier
Body colour: Black
Material: Metal
Max.: 5x40W

Lamps
Not Included



955TWIST3/BL



Type: Chandelier
Body colour: Black
Material: Metal
Max.: 3x40W

5 YEARS TOTAL WARRANTY
+ 3 standard
+ 2 extended

IP20

~230V

RoHS

CE

Scan QR code for 3D models,
IES files & price.

Recommended bulb



E27

page 728



955DELIA3/BL



955DELIA2/BL



955DELIA1W/BL

Click on the image
& view the price

5 YEARS TOTAL WARRANTY
+ 3 standard
2 extended

IP20

~230V

RoHS

CE

Scan QR code for 3D models,
IES files & price.

Lamps
Not Included



955DELIA3/BL

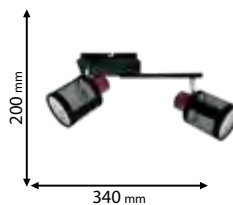


Type: Ceiling spot lamp
Body colour: Black & Red
amber
Material: Iron + PVC + cotton
cloth
Max.: 3x40W

Lamps
Not Included



955DELIA2/BL




Type: Ceiling spot lamp
Body colour: Black & Red
amber
Material: Iron + PVC + cotton
cloth
Max.: 2x40W

Lamps
Not Included



955DELIA1W/BL



Type: Wall spot lamp
Body colour: Black & Red
amber
Material: Iron + PVC +
cotton cloth
Max.: 40W

Recommended bulb



E27

page 728

ELMARK

The Brand of Electricity



955DELIA6/BL



955DELIA4/BL

DECOR | DELIA

5 YEARS TOTAL WARRANTY
+ 3 standard
+ 2 extended

Click on the image
& view the price

IP20

~230V


RoHS

CE

Lamps
Not Included



955DELIA6/BL



Type: Ceiling lamp
Body colour: Black & Red
amber
Material: Iron + PVC + cotton
cloth
Max.: 6x40W

Lamps
Not Included



955DELIA4/BL



Type: Ceiling lamp
Body colour: Black & Red
amber
Material: Iron + PVC + cotton
cloth
Max.: 4x40W

Scan QR code for 3D models,
IES files & price.

Recommended bulb



E27

page 728



955YOLI4/SN



955YOLI2/SN



955YOLI1W/SN

Click on the image
& view the price

5 YEARS TOTAL WARRANTY
+ 3 standard
+ 2 extended

IP20

~230V

RoHS


CE

Scan QR code for 3D models,
IES files & price.

Lamps
Not Included



955YOLI4/SN




Type: Ceiling spot lamp
Body colour: Satin nickel & White
Material: Iron
Max.: 4x40W

Lamps
Not Included



955YOLI2/SN



Type: Ceiling spot lamp
Body colour: Satin nickel & White
Material: Iron
Max.: 2x40W

Lamps
Not Included



955YOLI1W/SN



Type: Wall spot lamp
Body colour: Satin nickel & White
Material: Iron
Max.: 40W

Recommended bulb



E27

page 728

ELMARK
The Brand of Electricity



955YOLI6/SN



955YOLI3/SN

DECOR | YOLY

5 YEARS TOTAL WARRANTY
+ 3 standard
+ 2 extended

Click on the image
& view the price

IP20

~230V


RoHS

CE

Lamps
Not Included



955YOLI6/SN




Type: Chandelier
Body colour: Satin nickel & White
Material: Iron
Max.: 6x40W

Lamps
Not Included



955YOLI3/SN



Type: Ceiling spot lamp
Body colour: Satin nickel & White
Material: Iron
Max.: 3x40W

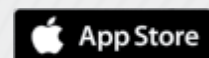
Scan QR code for 3D models,
IES files & price.

Download **ELMARK BUSINESS APP**

from www.elmarkholding.eu or for mobile from



or



Recommended bulb



GU10

page 761



955IZZY4/BL



955IZZY2/BL



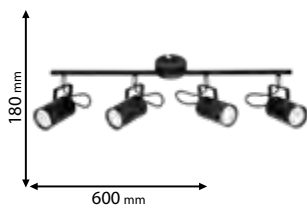
955IZZY1/BL

Click on the image
& view the price

5 YEARS TOTAL WARRANTY
+ 3 standard
+ 2 extended

Lamps Not Included  4xGU10

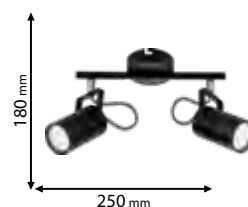
955IZZY4/BL



Type: Ceiling spot lamp
Body colour: Black
Material: Metal
Max.: 4x50W

Lamps Not Included  2xGU10

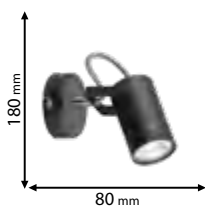
955IZZY2/BL



Type: Ceiling spot lamp
Body colour: Black
Material: Metal
Max.: 2x50W

Lamps Not Included  1xGU10

955IZZY1/BL



Type: Wall spot lamp
Body colour: Black
Material: Metal
Max.: 50W

Scan QR code for 3D models,
IES files & price.

Recommended bulb



GU10

page 761

ELMARK
The Brand of Electricity



955IZZY3/BL



955IZZY1W/BL

Click on the image
& view the price

5 YEARS TOTAL WARRANTY
+ 3 standard
+ 2 extended

IP20

~230V

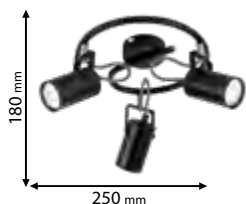
RoHS

CE

Lamps
Not Included



955IZZY3/BL

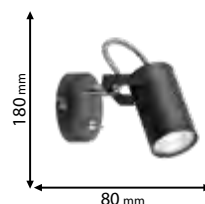


Type: Ceiling spot lamp
Body colour: Black
Material: Metal
Max.: 3x50W

Lamps
Not Included



955IZZY1W/BL



Type: Wall spot lamp with
metal switch
Body colour: Black
Material: Metal
Max.: 50W

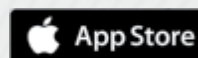
Scan QR code for 3D models,
IES files & price.

Download

from www.elmarkholding.eu or for mobile from



or



Recommended bulb



GU10

page 761



955IZZY4/WH



955IZZY2/WH




955IZZY1/WH

Click on the image
& view the price


5 YEARS TOTAL WARRANTY
+ 3 standard
+ 2 extended

Lamps Not Included  4xGU10

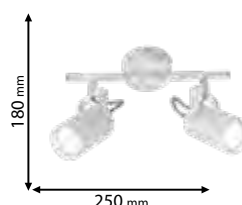
955IZZY4/WH



Type: Ceiling spot lamp
Body colour: White
Material: Metal
Max.: 4x50W

Lamps Not Included  2xGU10


955IZZY2/WH



Type: Ceiling spot lamp
Body colour: White
Material: Metal
Max.: 2x50W

Lamps Not Included  1xGU10

955IZZY1/WH



Type: Wall spot lamp
Body colour: White
Material: Metal
Max.: 50W

Scan QR code for 3D models,
IES files & price.

IP20

~230V

RoHS

CE

Recommended bulb



GU10

page 761

ELMARK

The Brand of Electricity



955IZZY3/WH



955IZZY1W/WH

5 YEARS TOTAL WARRANTY
+ 3 standard
+ 2 extended

IP20

~230V

RoHS

CE

Click on the image
& view the price

Lamps
Not Included

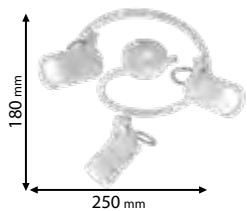


3xGU10

955IZZY3/WH



Type: Ceiling spot lamp
Body colour: White
Material: Metal
Max.: 3x50W



Lamps
Not Included




1xGU10

955IZZY1W/WH



Type: Wall spot lamp with
metal switch
Body colour: Black
Material: Metal
Max.: 50W



Scan QR code for 3D models,
IES files & price.

Recommended bulb



GU10

page 761



955RIKO4



955RIKO1W

5 YEARS TOTAL WARRANTY
+ 3 standard
+ 2 extended

IP20

~230V

RoHS

CE


Click on the image & view the price

Lamps
Not Included



4xGU10

955RIKO4



Type: Ceiling spot lamp
Body colour: Wood & Black
Material: Metal + Wood
Max.: 4x35W

Lamps
Not Included



1xGU10

955RIKO1W



Type: Wall spot lamp
Body colour: Wood & Black
Material: Metal + Wood
Max.: 35W

Scan QR code for 3D models, IES files & price.

Recommended bulb



GU10

page 761

ELMARK

The Brand of Electricity



955RIKO3



955RIKO2

DECOR | RIKO

5 YEARS TOTAL WARRANTY
+ 3 standard
+ 2 extended

Click on the image
& view the price

IP20

~230V

RoHS

CE

Lamps
Not Included



3xGU10

955RIKO3



Type: Ceiling spot lamp
Body colour: Wood & Black
Material: Metal + Wood
Max.: 3x35W



Lamps
Not Included

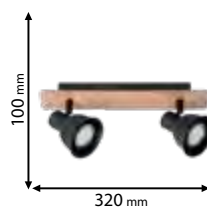


2xGU10

955RIKO2




Type: Ceiling spot lamp
Body colour: Wood & Black
Material: Metal + Wood
Max.: 2x35W

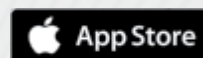


Scan QR code for 3D models,
IES files & price.

Download from www.elmarkholding.eu or for mobile from



or



Recommended bulb



E14

page 736



955ADDY4/BL



955ADDY3/BL



955ADDY1W/BL

Click on the image
& view the price

5 YEARS TOTAL WARRANTY
+ 3 standard
2 extended

IP20


~230V

RoHS

CE

Lamps Not Included  4xE14

955ADDY4/BL



Type: Ceiling spot lamp
Body colour: Black & Wood painting
Material: Metal
Max.: 4x40W

Lamps Not Included  3xE14

955ADDY3/BL



Type: Ceiling spot lamp
Body colour: Black & Wood painting
Material: Metal
Max.: 3x40W

Lamps Not Included  1xE14

955ADDY1W/BL



Type: Wall spot lamp
Body colour: Black & Wood painting
Material: Metal
Max.: 40W

Scan QR code for 3D models,
IES files & price.

Recommended bulb



E14

page 736



955ADDY4/WH



955ADDY3/WH



955ADDY1W/WH

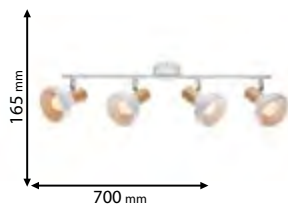
Click on the image
& view the price

Lamps
Not Included



4xE14

955ADDY4/WH



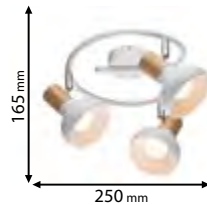
Type: Ceiling spot lamp
Body colour: White & Wood
painting
Material: Metal
Max.: 4x40W

Lamps
Not Included



3xE14

955ADDY3/WH




Type: Ceiling spot lamp
Body colour: White & Wood
painting
Material: Metal
Max.: 3x40W

Lamps
Not Included



1xE14

955ADDY1W/WH



Type: Wall spot lamp
Body colour: White & Wood
painting
Material: Metal
Max.: 40W

5 YEARS TOTAL
WARRANTY
+ 3 standard
+ 2 extended

IP20

~230V

RoHS

CE

Scan QR code for 3D models,
IES files & price.

Recommended bulb



E14

page 736



955ADDY4/CH



955ADDY2/CH



955ADDY1W/CH

Click on the image
& view the price

5 YEARS TOTAL WARRANTY
+ 3 standard
2 extended

IP20

~230V

RoHS

CE


Scan QR code for 3D models,
IES files & price.

210

Lamps
Not Included



955ADDY4/CH




Type: Ceiling spot lamp
Body colour: Chrome & smoked glass
Material: Metal + Glass
Max.: 4x40W

Lamps
Not Included



955ADDY2/CH



Type: Ceiling spot lamp
Body colour: Chrome & smoked glass
Material: Metal + Glass
Max.: 2x40W

Lamps
Not Included



955ADDY1W/CH



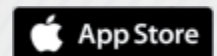
Type: Wall spot lamp
Body colour: Chrome & smoked glass
Material: Metal + Glass
Max.: 40W



Download from www.elmarkholding.eu or for mobile from



or



Recommended bulb



E14

page 736

ELMARK
The Brand of Electricity



955ADDY5/CH



955ADDY31/CH

DECOR | ADDY

5 YEARS TOTAL WARRANTY
+ 3 standard
+ 2 extended

Click on the image
& view the price

IP20

~230V


RoHS

CE

Lamps
Not Included



955ADDY5/CH

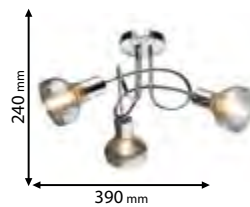


Type: Ceiling spot lamp
Body colour: Chrome &
Smoked glass
Material: Metal + Glass
Max.: 5x40W

Lamps
Not Included




955ADDY31/CH



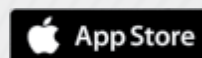
Type: Ceiling spot lamp
Body colour: Chrome &
Smoked glass
Material: Metal + Glass
Max.: 3x40W

Scan QR code for 3D models,
IES files & price.

Download from www.elmarkholding.eu or for mobile from



or



Recommended bulb



E14

page 736



955ADDY4/WD



955ADDY2/WD

5 YEARS TOTAL WARRANTY
+ 3 standard
+ 2 extended

IP20

~230V

RoHS


CE

Click on the image & view the price

Lamps
Not Included



955ADDY4/WD



Type: Ceiling spot lamp
Body colour: Satin nickel & Wood painting & Amber glass
Material: Metal + Glass
Max.: 4x40W

Lamps
Not Included



955ADDY2/WD



Type: Ceiling spot lamp
Body colour: Satin nickel & Wood painting & Amber glass
Material: Metal + Glass
Max.: 2x40W

Scan QR code for 3D models, IES files & price.

Recommended bulb



E14

page 736

ELMARK
The Brand of Electricity



955ADDY3/WD



955ADDY1W/WD

DECOR | ADDY

5 YEARS TOTAL WARRANTY
+ 3 standard
+ 2 extended

Click on the image
& view the price

IP20

~230V


RoHS

CE

Lamps
Not Included



955ADDY3/WD



Type: Ceiling spot lamp
Body colour: Satin nickel &
Wood painting & Amber glass
Material: Metal + Glass
Max.: 3x40W

Lamps
Not Included



955ADDY1W/WD




Type: Wall spot lamp
Body colour: Satin nickel &
Wood painting & Amber glass
Material: Metal + Glass
Max.: 40W

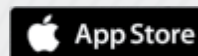
Scan QR code for 3D models,
IES files & price.

Download **ELMARK BUSINESS APP**

from www.elmarkholding.eu or for mobile from



or



Recommended bulb



E27

page 736



955SAM1W/SN



955SAM1W/WH

5 YEARS TOTAL WARRANTY
+ 3 standard
+ 2 extended

IP20

~230V

RoHS


CE

Click on the image
& view the price

Lamps
Not Included



955SAM1W/WH




Type: Wall spot lamp with key
Body colour: White
Material: Metal + Satin nickel
Max.: 40W

Lamps
Not Included



955SAM1W/SN



Type: Wall spot lamp with key
Body colour: Satin nickel
Material: Metal + Satin nickel
Max.: 40W

Scan QR code for 3D models,
IES files & price.

TABLE & FLOOR LAMPS





955HENDRIX1T

5 YEARS TOTAL WARRANTY
+ 3 standard
+ 2 extended

IP40

~230V

SMD
2835


>15000

Ra≥80

EMC

Click on the image
& view the price

Scan QR code for 3D models,
IES files & price.



955HENDRIX1T



Type: Table lamp
Power: 11W
Lumens: 770lm
Body colour: White & Black
Material: Aluminum + Iron + PC



955LED101T/WH



955LED101T/BL

5 YEARS TOTAL WARRANTY
+ 3 standard
+ 2 extended

IP40

Battery

SMD
2835

>15000

Ra≥80

EMC


Click on the image
& view the price



955LED101T/WH



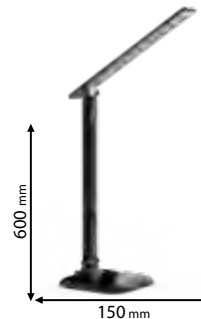
Type: Table lamp
Power: 9W
Lumens: 500lm
Body colour: White
Material: ABS+PP
Adapter: 4.6V/1.5A
Third gear dimmable



955LED101T/BL



Type: Table lamp
Power: 9W
Lumens: 500lm
Body colour: Black
Material: ABS+PP
Adapter: 4.6V/1.5A
Third gear dimmable



Scan QR code for 3D models,
IES files & price.

5 YEAR TOTAL WARRANTY
3 standard+2 extended
+ 2 extended



955RYAN1T



955PARKER1T

IP40

Battery

SMD
2835

>15000

Ra≥80

EMC

Click on the image
& view the price

Scan QR code for 3D models,
IES files & price.



955RYAN1T



Type: Table lamp
Power: 2W
Lumens: 100
Body colour: Wooden & White
Material: Plastic +Acrylic
Working hours: 6-8h
** Type "C" USB cable 1m, without Adapter | 2000mAh rechargeable lithium polymer battery*



955PARKER1T



Type: Table lamp
Power: 3W
Lumens: 150lm
Body colour: Brown bronze
Material: Metal
Working hours: 10-15h
** Type "C" USB cable 1m, without Adapter | 1800mAh rechargeable lithium battery 18650*



955ADAM1TL/BL



955ADAM1TL/GD


5 YEARS TOTAL WARRANTY
+ 3 standard
2 extended

Click on the image
& view the price

- IP40
- ~230V
- SMD 2835
- Ra≥80
- EMC

LED warm WHITE 3000K G DIMMABLE


955ADAM1TL/BL



Type: Table lamp
Power: 3W
Lumens: 110lm
Body colour: Black
Material: Iron & Glass
Working hours: 10-15h
** Type "C" USB cable 1m, without adapter | 4000mAh rechargeable lithium battery*

LED warm WHITE 3000K G DIMMABLE

955ADAM1TL/GD



Type: Table lamp
Power: 3W
Lumens: 110lm
Body colour: Gold
Material: Iron & Glass
Working hours: 10-15h
** Type "C" USB cable 1m, without adapter | 4000mAh rechargeable lithium battery*

Scan QR code for 3D models, IES files & price.



955ZARA1TL/WH



955ZARA1TL/BL



955ZARA1TL/CO

Click on the image & view the price

3 YEARS TOTAL WARRANTY
+ 3 standard
0 extended

IP44

Battery

SMD

2835

>15000

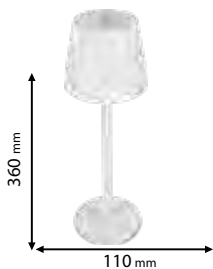
Ra≥80

EMC

LED warm WHITE 3000K neutral WHITE 4000K cold WHITE 6500K **SETTABLE** **G**

DIMMABLE **Li-ion**

955ZARA1TL/WH



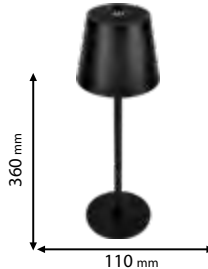
Type: Rechargeable Table Lamp
Power: 3W
Lumens: 200lm
Body colour: White
Material: Metal
Functions: Touch switch, 3-step color temperature, step-less dimming with memory

* Battery: 1800mAh | USB cable 1.5m | without Adapter

LED warm WHITE 3000K neutral WHITE 4000K cold WHITE 6500K **SETTABLE** **G**

DIMMABLE **Li-ion**

955ZARA1TL/BL




Type: Rechargeable Table Lamp
Power: 3W
Lumens: 200lm
Body colour: Black
Material: Metal
Functions: Touch switch, 3-step color temperature, step-less dimming with memory

* Battery: 1800mAh | USB cable 1.5m | without Adapter

LED warm WHITE 3000K neutral WHITE 4000K cold WHITE 6500K **SETTABLE** **G**

DIMMABLE **Li-ion**

955ZARA1TL/CO



Type: Rechargeable Table Lamp
Power: 3W
Lumens: 200lm
Body colour: Cooper
Material: Metal
Functions: Touch switch, 3-step color temperature, step-less dimming with memory

* Battery: 1800mAh | USB cable 1.5m | without Adapter

Scan QR code for 3D models, IES files & price.



955SONIA1TL/BL



955SONIA1TL/WH

5 YEAR TOTAL WARRANTY
3 standard+2 extended
+ 2 extended

IP40

Battery

SMD

2835

>15000

Ra≥80

EMC

Click on the image
& view the price



955SONIA1TL/BL



Type: Table Lamp
Power: 3W
Lumens: 110lm
Body colour: Black
Material: Iron + Glass
** Touch Dimmer button | Type "C" USB cable 1m, without Adapter | 4000mah rechargeable lithium battery*



955SONIA1TL/WH



Type: Table Lamp
Power: 3W
Lumens: 110lm
Body colour: White
Material: Iron + Glass
** Touch Dimmer button | Type "C" USB cable 1m, without Adapter | 4000mah rechargeable lithium battery*

Scan QR code for 3D models, IES files & price.

Recommended bulb



G9

page 764



955NOLA1T/WH



955NOLA1T/WHBL

5 YEARS TOTAL WARRANTY
+ 3 standard
2 extended

IP20

~230V

RoHS

CE


Click on the image & view the price

Scan QR code for 3D models, IES files & price.

Lamps Not Included



955NOLA1T/WH



Type: Table lamp
Body colour: White
Material: Iron + Glass
Max.: 4W

Lamps Not Included



955NOLA1T/WHBL



Type: Table lamp
Body colour: White & Black
Material: Iron + Glass
Max.: 4W

Recommended bulb



G9

page 764

ELMARK
The Brand of Electricity



955NOLA1T/WHGD



955CORY1T/BL

DECOR | TABLE AND FLOOR LAMPS

5 YEARS TOTAL WARRANTY
+ 3 standard
+ 2 extended

IP20

~230V

RoHS

CE

Click on the image
& view the price

Lamps
Not Included



955NOLA1T/WHGD



Type: Table lamp
Body colour: White & Black
Material: Iron + Glass
Max.: 4W

Lamps
Not Included



955CORY1T/BL



Type: Table lamp
Body colour: White & Black
Material: Iron + Glass
Max.: 4W

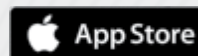
Scan QR code for 3D models,
IES files & price.

Download

from www.elmarkholding.eu or for mobile from



or



Recommended bulb



E27

page 742

for CLARA



E27

page 737

for ADONIS



955CLARA1T/NI



955ADONIS1T

5 YEARS TOTAL WARRANTY
+ 3 standard
+ 2 extended

IP20

~230V

RoHS

CE

Click on the image & view the price


Scan QR code for 3D models, IES files & price.

Lamps Not Included



1xE27

955CLARA1T/NI



Type: Table lamp
Body colour: White & Nickel
Material: Metal + Fabric
Max.: 40W

Lamps Not Included



1xE27

955ADONIS1T



Type: Table lamp
Body colour: Black & Smoky
Material: Metal + Glass
Max.: 40W

Recommended bulb



E27

page 729

ELMARK
The Brand of Electricity



955ELINOR1T/DGR



955ELINOR1T/TR

DECOR | TABLE AND FLOOR LAMPS

5 YEARS TOTAL WARRANTY
+ 3 standard
+ 2 extended

Click on the image
& view the price

IP20

~230V

RoHS

CE

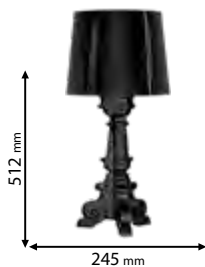
Lamps
Not Included



955ELINOR1T/DGR



Type: Table lamp
Body colour: Dark grey
Material: Acrylic
Max.: 40W



Lamps
Not Included



955ELINOR1T/TR




Type: Table lamp
Body colour: Transparent
Material: Acrylic
Max.: 40W

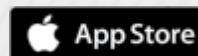


Scan QR code for 3D models,
IES files & price.

Download from www.elmarkholding.eu or for mobile from



or



Recommended bulb



E27

page 742



955DEREK1T/BL



955NADINE1T/BL

5 YEARS TOTAL WARRANTY
+ 3 standard
2 extended

IP20

~230V

RoHS

CE

Click on the image
& view the price

Lamps
Not Included



955DEREK1T/BL



Type: Table lamp
Body colour: Black
Material: Metal
Max.: 40W

Lamps
Not Included



955NADINE1T/BL



Type: Table lamp
Body colour: Black & White
Material: Metal + Fabric
Max.: 40W

Scan QR code for 3D models,
IES files & price.

Recommended bulb



E27

page 742

for LUKE



E14

page 736

for ALEGRA



955LUKE1T/BK



955LUKE1T/WH



955ALEGRA1T

Click on the image
& view the price

Lamps
Not Included



955LUKE1T/BK




Type: Table lamp
Body colour: Sand black & Copper
Material: Metal
Max.: 40W

Lamps
Not Included



955LUKE1T/WH



Type: Table lamp
Body colour: Sand white & Copper
Material: Metal
Max.: 40W

Lamps
Not Included



955ALEGRA1T



Type: Table lamp
Body colour: Black & Wood
Material: Metal + Wood
Max.: 40W

5 YEARS TOTAL WARRANTY
+ 3 standard
2 extended

IP20

~230V

RoHS

CE

Scan QR code for 3D models,
IES files & price.

Recommended bulb



E27
page 737



955CAPRI1T



955SALINA1T



955PONZA1T



955ISCA1T

Click on the image
& view the price

5 YEARS TOTAL WARRANTY
+ 3 standard
2 extended

IP20

~230V

RoHS

CE


Scan QR code for 3D models,
IES files & price.

Lamps Not Included  1xE27

955CAPRI1T



Type: Table lamp
Body colour: Gold & Flax
Material: Metal + Fabric
Max.: 40W

Lamps Not Included  1xE27

955SALINA1T




Type: Table lamp
Body colour: Black & Gold & Flax
Material: Metal + Fabric
Max.: 40W

Lamps Not Included  1xE27

955PONZA1T



Type: Table lamp
Body colour: Gold & Flax
Material: Metal + Fabric
Max.: 40W

Lamps Not Included  1xE27

955ISCA1T



Type: Table Lamp
Body Colour: Black & White
Material: Metal & Fabric
Max.: 1x40W

Recommended bulb



E27

page 737

ELMARK
The Brand of Electricity



955LORETO1T



955NICOLA1T



955MAURO1T

Click on the image
& view the price

DECOR | TABLE AND FLOOR LAMPS

Lamps
Not Included



955LORETO1T



Type: Table Lamp
Body colour: Black & Flax
Material: Metal + Fabric
Max.: 40W

Lamps
Not Included



955NICOLA1T

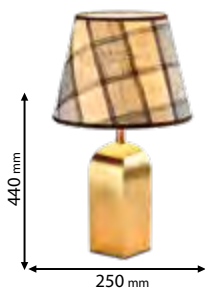


Type: Table Lamp
Body colour: Black & Flax
Material: Metal + Fabric
Max.: 40W

Lamps
Not Included



955MAURO1T



Type: Table lamp
Body colour: Gold & Flax
Material: Metal + Fabric
Max.: 40W

5 YEARS TOTAL WARRANTY
+ 3 standard
+ 2 extended

IP20


~230V

RoHS

CE

Scan QR code for 3D models,
IES files & price.

Download from www.elmarkholding.eu or for mobile from



Recommended bulb



E27

page 737



955ZAHRA1T



955ELBA1T



955PIETRO1T

Click on the image
& view the price

5 YEARS TOTAL WARRANTY
+ 3 standard
2 extended

IP20

~230V

RoHS

CE

Lamps
Not Included



955ZAHRA1T



Type: Table Lamp
Body colour: Gold & Flax
Material: Metal + Fabric
Max.: 40W

Lamps
Not Included



955ELBA1T



Type: Table Lamp
Body colour: Gold & Flax
Material: Metal + Fabric
Max.: 40W

Lamps
Not Included



955PIETRO1T



Type: Table Lamp
Body colour: Gold & Flax
Material: Metal + Fabric
Max.: 40W

Scan QR code for 3D models,
IES files & price.

Recommended bulb



E27

page 737

ELMARK
The Brand of Electricity



955MONTE1T



955SIENA1T/BR

5 YEARS TOTAL WARRANTY
+ 3 standard
+ 2 extended

Click on the image
& view the price

IP20

~230V

RoHS

CE

Lamps
Not Included



955MONTE1T



Type: Table Lamp
Body colour: Gold & Blue
Material: Metal + Fabric
Max.: 40W

Lamps
Not Included



955SIENA1T/BR



Type: Table Lamp
Body colour: Bronze & Blue
Material: Metal + Fabric
Max.: 40W

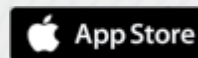
Scan QR code for 3D models,
IES files & price.

Download

from www.elmarkholding.eu or for mobile from



or



Recommended bulb



E14

page 736

for BARBARA



E27

page 737

for HELENA



955BARBARA1T



955HELENA1T

5 YEARS TOTAL WARRANTY
+ 3 standard
2 extended

IP20

~230V

RoHS

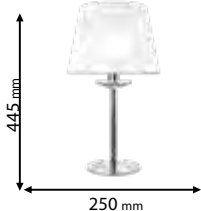
CE

Click on the image & view the price

Lamps Not Included



955BARBARA1T




Type: Table lamp
Body colour: Chrome & White
Material: Iron + Fabric + Crystal
Max.: 40W

Lamps Not Included



955HELENA1T



Type: Table lamp
Body colour: Black & White
Material: Metal + Fabric
Max.: 40W

Scan QR code for 3D models, IES files & price.

Recommended bulb



E27

page 743

ELMARK
The Brand of Electricity



955ANITA1T



955CAREN1T

DECOR | TABLE AND FLOOR LAMPS

5 YEARS TOTAL WARRANTY
+ 3 standard
+ 2 extended

Click on the image
& view the price

IP20

~230V

RoHS

CE


Lamps
Not Included



955ANITA1T



Type: Table lamp
Body colour: White
Material: Metal + Fabric
Max.: 40W




Lamps
Not Included



955CAREN1T




Type: Table lamp
Body colour: Black
Material: Metal + Fabric
Max.: 40W

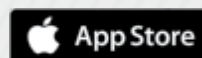


Scan QR code for 3D models,
IES files & price.

Download from www.elmarkholding.eu or for mobile from



or



Recommended bulb



E27

page 729



955NORTH1T/CH



955NORTH1T/GD

5 YEARS TOTAL WARRANTY
+ 3 standard
+ 2 extended

IP20

~230V

RoHS

CE

Click on the image & view the price


Lamps
Not Included



955NORTH1T/CH



Type: Table lamp
Body colour: Chrome
Material: Metal + Crystal
Max.: 40W



Lamps
Not Included



955NORTH1T/GD



Type: Table lamp
Body colour: Gold
Material: Metal + Crystal
Max.: 40W



Scan QR code for 3D models, IES files & price.

Recommended bulb



E14

page 729

ELMARK
The Brand of Electricity



955LIZA1T/CH



955LIZA1T/AB

DECOR | TABLE AND FLOOR LAMPS

5 YEARS TOTAL WARRANTY
+ 3 standard
+ 2 extended

Click on the image
& view the price

IP20
~230V
RoHS
CE

Lamps
Not Included



955LIZA1T/CH



Type: Table lamp
Body colour: Chrome
Material: Metal + Crystal
Max.: 40W



Lamps
Not Included



955LIZA1T/AB



Type: Table lamp
Body colour: Antique brass
Material: Metal + Crystal
Max.: 40W



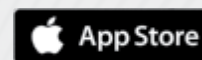
Scan QR code for 3D models,
IES files & price.

Download **ELMARK BUSINESS APP**

from www.elmarkholding.eu or for mobile from



or



Recommended bulb



E27

page 729



955THERA1T/WH



955THERA1T/BL



955KRISTA1T

Click on the image
& view the price

5 YEARS TOTAL WARRANTY
+ 3 standard
2 extended

IP20

~230V

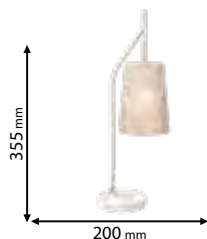
RoHS

CE

Scan QR code for 3D models,
IES files & price.

Lamps Not Included  1xE14

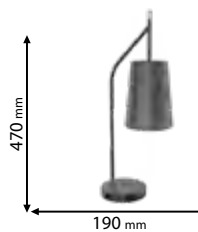
955THERA1T/WH



Type: Table lamp
Body colour: White
Material: Iron + Fabric
Max.: 40W

Lamps Not Included  1xE14


955THERA1T/BL



Type: Table lamp
Body colour: Black
Material: Iron + Fabric
Max.: 40W

Lamps Not Included  1xE27

955KRISTA1T



Type: Table lamp
Body colour: Golden copper
brass & Beige
Material: Metal + Glass
Max.: 40W

Recommended bulb



E27

page 737

ELMARK
The Brand of Electricity



955MICKEY1T/WH



955MICKEY1T/P



955MICKEY1T/B

Click on the image
& view the price

DECOR | TABLE AND FLOOR LAMPS


Lamps
Not Included



955MICKEY1T/WH



Type: Table lamp
Body colour: White
Material: Metal
Max.: 40W




Lamps
Not Included



955MICKEY1T/P



Type: Table lamp
Body colour: Pink
Material: Metal
Max.: 40W



Lamps
Not Included



955MICKEY1T/B



Type: Table lamp
Body colour: Blue
Material: Metal
Max.: 40W



5 YEARS TOTAL WARRANTY
+ 3 standard
2 extended

IP20


~230V

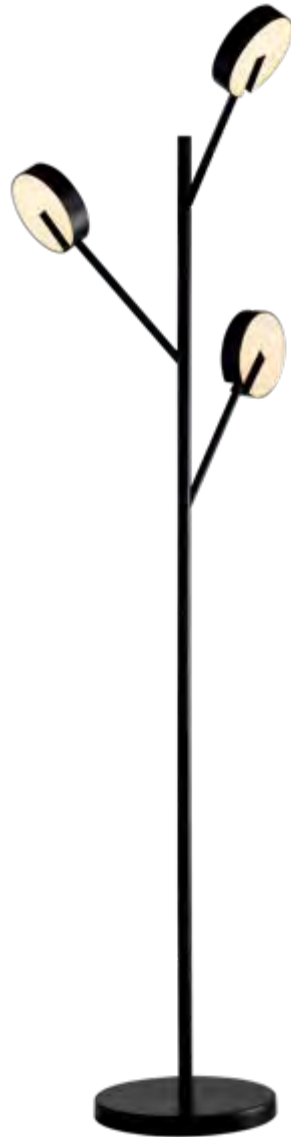
RoHS

CE

Scan QR code for 3D models,
IES files & price.

Download from www.elmarkholding.eu or for mobile from





955SENSO3F



955SENSO1T

5 YEARS TOTAL WARRANTY
+ 3 standard
2 extended

IP40

~230V

SMD
2835

>15000

Ra≥80

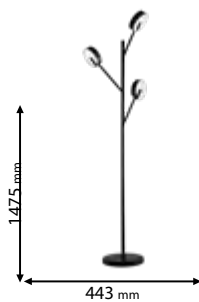
EMC

Click on the image
& view the price

Scan QR code for 3D models,
IES files & price.



955SENSO3F



Type: Floor lamp
Power: 25W
Lumens: 1764lm
Body colour: Matte black
Material: Aluminum + Iron +
Acrylic



955SENSO1T



Type: Table lamp
Power: 8.5W
Lumens: 588lm
Body colour: Matte black
Material: Aluminum + Iron +
Acrylic



955DUNCAN3F



955DUNCAN1T

5 YEARS TOTAL WARRANTY
+ 3 standard
2 extended

IP40

~230V

SMD
2835

>15000

Ra≥80

EMC

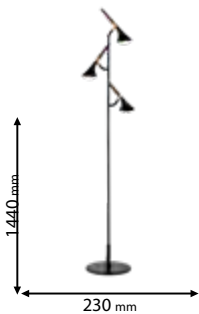
Click on the image
& view the price

LED warm WHITE 2800-3200K G

955DUNCAN3F



Type: Floor lamp
Power: 15W
Lumens: 1050lm
Body colour: Matte black & Wood
Material: Aluminum+ Iron+ PC



LED warm WHITE 2800-3200K G

955DUNCAN1T



Type: Table lamp
Power: 5W
Lumens: 350lm
Body colour: Matte black & Wood
Material: Aluminum+ Iron+ PC



Scan QR code for 3D models,
IES files & price.

Recommended bulb



E27

page 743



955MAX1F



955MAX1T

5 YEARS TOTAL WARRANTY
+ 3 standard
2 extended

IP20

~230V

RoHS

CE

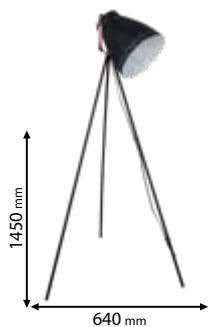
Click on the image & view the price

Lamps Not Included



1xE27

955MAX1F



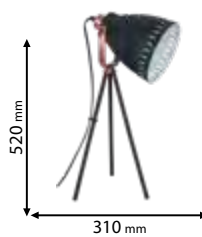
Type: Floor lamp
Body colour: Sand black
Material: Metal
Max.: 40W

Lamps Not Included



1xE27

955MAX1T



Type: Table lamp
Body colour: Sand black
Material: Metal
Max.: 40W

Scan QR code for 3D models, IES files & price.

Recommended bulb



G9

page 764

ELMARK
The Brand of Electricity



955ALBERTO3F



955ALBERTO1T

DECOR | TABLE AND FLOOR LAMPS

5 YEARS TOTAL WARRANTY
+ 3 standard
+ 2 extended

Click on the image
& view the price

IP20

~230V

RoHS

CE

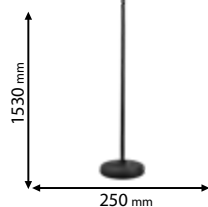
Lamps
Not Included



955ALBERTO3F



Type: Floor lamp
Body colour: Black & Smoky
Material: Metal + Glass
Max.: 3x7W



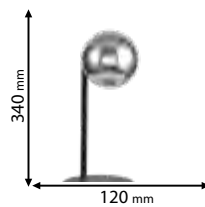
Lamps
Not Included



955ALBERTO1T



Type: Table lamp
Body colour: Black & Smoky
Material: Metal + Glass
Max.: 7W



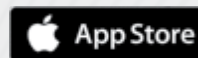
Scan QR code for 3D models,
IES files & price.

Download **ELMARK BUSINESS APP**

from www.elmarkholding.eu or for mobile from



or



Recommended bulb



E27

page 743



955BERTA1F



955BERTA1T

5 YEARS TOTAL WARRANTY
+ 3 standard
2 extended

IP20

~230V

RoHS


CE

Click on the image & view the price

Lamps
Not Included



955BERTA1F



Type: Floor lamp
Body colour: Brown
Material: Metal+ Fabric
Max.: 40W

Lamps
Not Included



955BERTA1T



Type: Table lamp
Body colour: Brown
Material: Metal+ Fabric
Max.: 40W

Scan QR code for 3D models, IES files & price.

Recommended bulb



E27

page 743

ELMARK
The Brand of Electricity



955TOMY1F



955TOMY1T

DECOR | TABLE AND FLOOR LAMPS

5 YEARS TOTAL WARRANTY
+ 3 standard
2 extended

Click on the image
& view the price

IP20

~230V

RoHS

CE

Lamps
Not Included



1xE27

955TOMY1F



Type: Floor lamp
Body colour: Dark Grey
Material: Metal+ Fabric
Max.: 40W



Lamps
Not Included



1xE27

955TOMY1T



Type: Table lamp
Body colour: Dark Grey
Material: Metal + Fabric
Max.: 40W

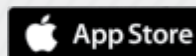


Scan QR code for 3D models,
IES files & price.

Download from www.elmarkholding.eu or for mobile from



or



Recommended bulb



E27

page 743



955CARMEN1F



955CARMEN1T

5 YEARS TOTAL WARRANTY
+ 3 standard
2 extended

IP20

~230V

RoHS

CE

Click on the image & view the price

Lamps
Not Included




1xE27

955CARMEN1F



Type: Floor lamp
Body colour: White & Chrome
Material: Metal
Max.: 40W



Lamps
Not Included



1xE27

955CARMEN1T



Type: Table lamp
Body colour: White & Chrome
Material: Metal
Max.: 40W



Scan QR code for 3D models, IES files & price.

Recommended bulb



E14

page 732

ELMARK
The Brand of Electricity



955INES1F



955INES1T

DECOR | TABLE AND FLOOR LAMPS

5 YEARS TOTAL WARRANTY
+ 3 standard
+ 2 extended

Click on the image
& view the price

IP20

~230V

RoHS

CE


Lamps
Not Included



955INES1F



Type: Floor lamp
Body colour: White & Chrome
Material: Iron + Fabric + Acrylic
Max.: 40W




Lamps
Not Included



955INES1T




Type: Table lamp
Body colour: White & Chrome
Material: Iron + Fabric + Acrylic
Max.: 40W

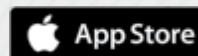


Scan QR code for 3D models,
IES files & price.

Download from www.elmarkholding.eu or for mobile from



or



Recommended bulb



E14

page 729



955PARIS1F/BL



955PARIS1T/BL

5 YEARS TOTAL WARRANTY
+ 3 standard
2 extended

IP20

~230V

RoHS

CE


Click on the image & view the price

Scan QR code for 3D models, IES files & price.

Lamps Not Included



1xE14



955PARIS1F/BL

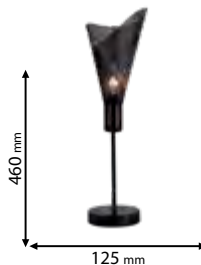


Type: Floor lamp
Body colour: Black
Material: Metal + PVC
Max.: 40W

Lamps Not Included



1xE14



955PARIS1T/BL



Type: Table lamp
Body colour: Black
Material: Metal + PVC
Max.: 40W

Recommended bulb



E27

page 727

ELMARK
The Brand of Electricity



955NICOL3/BL

955DARIA3/BL

Click on the image
& view the price

5 YEARS TOTAL WARRANTY
+ 3 standard
+ 2 extended

IP20

~230V

RoHS

CE

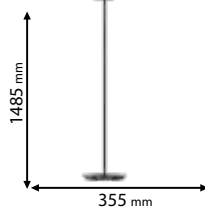
Lamps
Not Included



955NICOL3/BL



Type: Floor lamp
Body colour: Matt black
Material: Metal
Max.: 3x40W



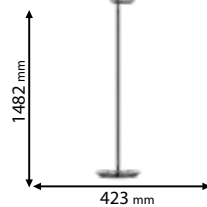
Lamps
Not Included



955DARIA3/BL



Type: Floor lamp
Body colour: Matt black
Material: Metal
Max.: 3x40W



Scan QR code for 3D models,
IES files & price.

Recommended bulb



E27

page 743



955ROY1F



955KILIE1

5 YEARS TOTAL WARRANTY
+ 3 standard
2 extended

IP20

~230V

RoHS

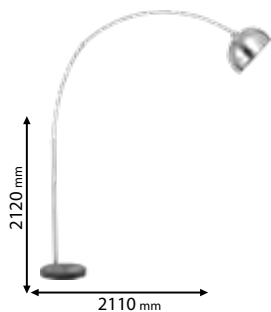
CE

Click on the image & view the price

Lamps
Not Included



955ROY1F

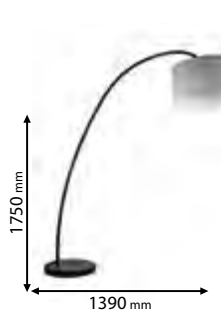


Type: Floor lamp
Body colour: Satin nickel
Material: Metal
Max.: 40W

Lamps
Not Included



955KILIE1



Type: Floor lamp
Body colour: White
Material: Marble + Fabric
Max.: 40W

Scan QR code for 3D models, IES files & price.

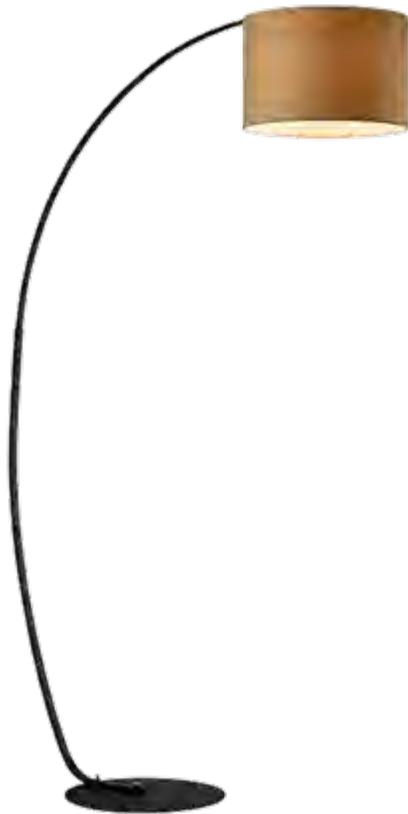
Recommended bulb




E27

page 743

ELMARK
The Brand of Electricity



955PAOLO1F/C



955PAOLO1F/WH

Click on the image
& view the price

5 YEARS TOTAL WARRANTY
+ 3 standard
+ 2 extended

IP20

~230V

RoHS

CE


Lamps
Not Included



955PAOLO1F/C



Type: Floor lamp
Body colour: Black & Coffee
Material: Metal + Fabric
Max.: 40W




Lamps
Not Included



955PAOLO1F/WH




Type: Floor lamp
Body colour: Black & White
Material: Metal + Fabric
Max.: 40W

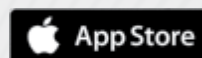


Scan QR code for 3D models,
IES files & price.

Download from www.elmarkholding.eu or for mobile from



or



Recommended bulb



E27

page 743



955MAYA1F



955MERY1F/CH

5 YEARS TOTAL WARRANTY
+ 3 standard
+ 2 extended

IP20

~230V

RoHS

CE


Click on the image & view the price

Scan QR code for 3D models, IES files & price.

Lamps Not Included



955MAYA1F




Type: Floor lamp
Body colour: Chrome
Material: Metal + Glass + Fabric shade
Max.: 40W

Lamps Not Included



955MERY1F/CH



Type: Floor lamp
Body colour: Chrome
Material: Metal + Crystal + Fabric shade
Max.: 40W

Recommended bulb



E27

page 743

ELMARK
The Brand of Electricity



955FRANCO1F1/BL



955FRANCO1F2/BL



955FRANCO1F3/BR

Click on the image
& view the price

DECOR | TABLE AND FLOOR LAMPS

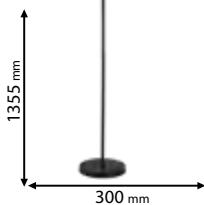
Lamps
Not Included



955FRANCO1F1/BL



Type: Floor lamp
Body colour: Black
Material: Metal + Fabric
Max.: 40W



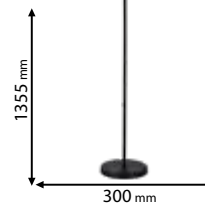
Lamps
Not Included



955FRANCO1F2/BL



Type: Floor lamp
Body colour: Black & Blue
Material: Metal + Fabric
Max.: 40W



5 YEARS TOTAL WARRANTY
+ 3 standard
2 extended

IP20

~230V

RoHS

CE


Lamps
Not Included



955FRANCO1F3/BR




Type: Floor lamp
Body colour: Brass & Blue
Material: Metal + Fabric
Max.: 40W

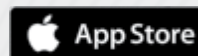


Scan QR code for 3D models,
IES files & price.

Download from www.elmarkholding.eu or for mobile from



or



Recommended bulb



E27

page 743



955MURANO1F/BL



955MURANO1F/FL

5 YEARS TOTAL WARRANTY
+ 3 standard
+ 2 extended

IP20

~230V

RoHS

CE

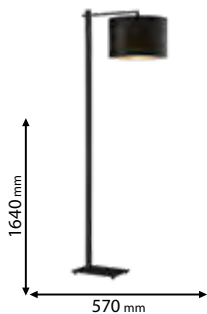
Click on the image & view the price

Scan QR code for 3D models, IES files & price.

Lamps Not Included



955MURANO1F/BL

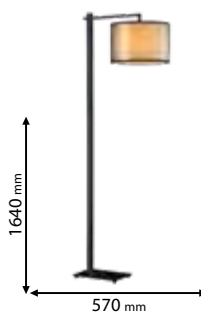


Type: Floor lamp
Body colour: Black
Material: Metal + Fabric
Max.: 40W

Lamps Not Included



955MURANO1F/FL



Type: Floor lamp
Body colour: Black & Flax
Material: Metal + Fabric
Max.: 40W

Recommended bulb



E27

page 729

ELMARK
The Brand of Electricity



955MARSEL1F/BL



955MARSEL1F2/BL

DECOR | TABLE AND FLOOR LAMPS

5 YEARS TOTAL WARRANTY
+ 3 standard
+ 2 extended

Click on the image
& view the price

IP20

~230V

RoHS

CE


Lamps
Not Included



955MARSEL1F/BL



Type: Floor lamp
Body colour: Black & Gold
Material: Metal + Fabric
Max.: 40W




Lamps
Not Included



955MARSEL1F2/BL



Type: Floor lamp
Body colour: Black
Material: Metal + Fabric
Max.: 40W



Scan QR code for 3D models,
IES files & price.

Download from www.elmarkholding.eu or for mobile from



or



Recommended bulb



E27
page 730



955CAROL1F/BL



955ETHEL1F

5 YEARS TOTAL WARRANTY
+ 3 standard
2 extended

IP20

~230V

RoHS

CE

Click on the image
& view the price

Lamps
Not Included



955CAROL1F/BL

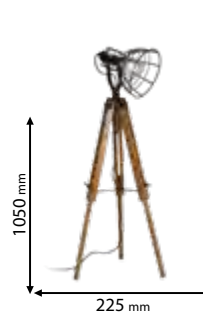


Type: Floor lamp
Body colour: Black & brass
Material: Wood+ Fabric
Max.: 40W

Lamps
Not Included



955ETHEL1F



Type: Floor lamp
Body colour: Wood & Black
Material: Metal + Wood
Max.: 40W

Scan QR code for 3D models,
IES files & price.

INDOOR LIGHTING

- LED PANELS
- WALL AND CEILING LIGHTS
- LED PROFILES
- DOWN LIGHTS
- BATHROOM LIGHTS
- TRACK LIGHTS
- EMERGENCY LIGHTS



*Options with emergency kit



page 473



99XPANEL020W
99XPANEL020CW



99XPANEL021W

Click on the image & view the price

LED PANELS STELLAR

2 YEARS TOTAL WARRANTY
+ 2 standard
0 extended

IP40

~230V

LED SMD

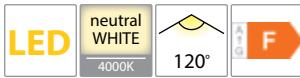
>15000

15000h


Ra≥80

EMC

Scan QR code for 3D models, IES files & price.




99XPANEL020W



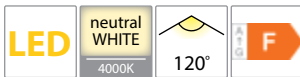
Type: LED panel*
Power: 48W
Lumens: 4320lm
Efficiency: 90lm/W
Body colour: White
Material: Aluminum
Height: 30 mm




99XPANEL020CW



Type: LED panel*
Power: 48W
Lumens: 4320lm
Efficiency: 90lm/W
Body colour: White
Material: Aluminum
Height: 30 mm



99XPANEL021W



Type: LED panel*
Power: 48W
Lumens: 4320lm
Efficiency: 90lm/W
Body colour: White
Material: Aluminum
Height: 30 mm

* Options with emergency kit



page 473

* Compatible with DALI & 0-10V Dimmable Drivers



page 836

ELMARK
The Brand of Electricity



92PANEL013W

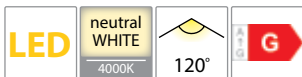


92PANEL032W
92PANEL032CW

Click on the image & view the price

INDOOR | LED PANELS

LED PANELS ELMARK



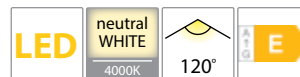

92PANEL013W



Type: LED panel*
Power: 36W
Lumens: 3600lm
Efficiency: 100lm/W
Body colour: White
Material: Aluminum
Height: 11 mm

*Dimmable with:

DALI driver 0-10V driver
cat.No: 99DALI40105042 cat.No: 99SETDC40D010



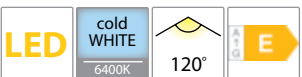

92PANEL032W



Type: LED panel*
Power: 40W
Lumens: 4800lm
Efficiency: 120lm/W
Body colour: White
Material: Aluminum
Height: 30 mm

*Dimmable with:

DALI driver 0-10V driver
cat.No: 99DALI40105042 cat.No: 99SETDC40D010




92PANEL032CW



Type: LED panel*
Power: 40W
Lumens: 4800lm
Efficiency: 120lm/W
Body colour: White
Material: Aluminum
Height: 30 mm

*Dimmable with:

DALI driver 0-10V driver
cat.No: 99DALI40105042 cat.No: 99SETDC40D010



5 YEARS TOTAL WARRANTY
+ 4 standard
+ 1 extended

IP40

~230V

SMD 2835

>20000

30000h

Ra≥80

EMC

Scan QR code for 3D models, IES files & price.

Download ELMARK BUSINESS APP

from www.elmarkholding.eu or for mobile from

Google Play

or App Store

*Options with emergency kit



page 473



92PANEL021W

Click on the image & view the price

LED PANELS ELMARK

5 YEARS TOTAL WARRANTY
+ 4 standard
1 extended

IP40

~230V

SMD
4014

>20000


30000h

Ra≥80

EMC

LED neutral WHITE 4000K 120° F

92PANEL021W



Type: LED panel*
Power: 48W
Lumens: 4800lm
Efficiency: 100lm/W
Body colour: White
Material: Aluminum
Height: 30 mm

Scan QR code for 3D models, IES files & price.

*Options with emergency kit



page 474

*Compatible with DALI & 0-10V Dimmable Drivers



page 836

ELMARK
The Brand of Electricity



KNAUF

92PANEL030W
92PANEL030CW



92PANEL031W
92PANEL031CW

Click on the image & view the price

INDOOR | LED PANELS

HIGH POWER AND LED PANELS WITH CLIPS FOR DRYWALL

LED neutral WHITE 4000K 120° F WITH CLIPS


92PANEL030W



Type: LED panel for drywall*
Power: 48W
Lumens: 4800lm
Efficiency: 100lm/W
Body colour: White
Material: Aluminum
Height: 9 mm

*Dimmable with:

DALI driver 0-10V driver
cat.No: 99DALI60150042 cat.No: 99SETDC50D010



LED cold WHITE 6400K 120° F WITH CLIPS


92PANEL030CW



Type: LED panel for drywall*
Power: 48W
Lumens: 4800lm
Efficiency: 100lm/W
Body colour: White
Material: Aluminum
Height: 9 mm

*Dimmable with:

DALI driver 0-10V driver
cat.No: 99DALI60150042 cat.No: 99SETDC50D010



LED neutral WHITE 4000K 120° F WITH CLIPS


92PANEL031W



Type: LED panel*
Power: 60W
Lumens: 6000lm
Efficiency: 100lm/W
Body colour: White
Material: Aluminum
Height: 30 mm

*Dimmable with:

DALI driver 0-10V driver
cat.No: 99DALI60150042 cat.No: 99SETDC50D010



LED cold WHITE 6400K 120° F WITH CLIPS


92PANEL031CW



Type: LED panel*
Power: 60W
Lumens: 6000lm
Efficiency: 100lm/W
Body colour: White
Material: Aluminum
Height: 30 mm

*Dimmable with:

DALI driver 0-10V driver
cat.No: 99DALI60150042 cat.No: 99SETDC50D010



5 YEARS TOTAL WARRANTY
+ 4 standard
+ 1 extended

IP40

~230V

SMD 4014

>20000

30000h

Ra≥80

EMC

Scan QR code for 3D models, IES files & price.

Download **ELMARK BUSINESS APP**

from www.elmarkholding.eu or for mobile from



*Options with emergency kit



page 474

*Compatible with DALI & 0-10V Dimmable Drivers



page 836



92PANEL028W
92PANEL028CW

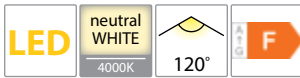


92PANEL029W
92PANEL029CW



Click on the image & view the price

HIGH EFFICIENCY LED PANELS ELMARK WITH UGR<19



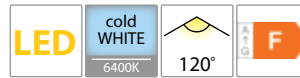

92PANEL028W



Type: LED panel*
Power: 48W
Lumens: 5280lm
Efficiency: 110lm/W
Body colour: White
Material: Iron + PS
Height: 30 mm

*Dimmable with:

DALI driver cat.No: 99DALI60150042
0-10V driver cat.No: 99SETDC50D010



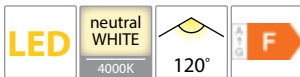

92PANEL028CW



Type: LED panel*
Power: 48W
Lumens: 5280lm
Efficiency: 110lm/W
Body colour: White
Material: Iron + PS
Height: 30 mm

*Dimmable with:

DALI driver cat.No: 99DALI60150042
0-10V driver cat.No: 99SETDC50D010




92PANEL029W



Type: LED panel*
Power: 48W
Lumens: 5280lm
Efficiency: 110lm/W
Body colour: White
Material: Iron + PS
Height: 30 mm

*Dimmable with:

DALI driver cat.No: 99DALI60150042
0-10V driver cat.No: 99SETDC50D010




92PANEL029CW



Type: LED panel*
Power: 48W
Lumens: 5280lm
Efficiency: 110lm/W
Body colour: White
Material: Iron + PS
Height: 30 mm

*Dimmable with:

DALI driver cat.No: 99DALI60150042
0-10V driver cat.No: 99SETDC50D010



5 YEARS TOTAL WARRANTY
+ 4 standard
1 extended

IP40

~230V

SMD 2835

>20000

30000h

Ra≥80

EMC

Scan QR code for 3D models, IES files & price.

*Options with emergency kit



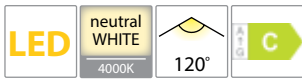
page 474



92PANEL033W
92PANEL033CW
92PANEL023CW

Click on the image & view the price

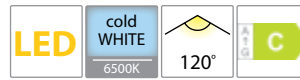

HIGH EFFICIENCY LED PANELS



92PANEL033W





Type: Square LED panel*
Power: 22W
Lumens: 3960lm
Efficiency: 180lm/W
LED chip: SANAN
Driver: Lifud
Body colour: White
Material: Steel and anti-fire cover with aluminum frame
Mounting: Recessed
Height: 34 mm



92PANEL033CW




Type: Square LED panel*
Power: 22W
Lumens: 3960lm
Efficiency: 180lm/W
LED chip: SANAN
Driver: Lifud
Body colour: White
Material: Steel and anti-fire cover with aluminum frame
Mounting: Recessed
Height: 34 mm



92PANEL023CW



Type: Square LED panel*
Power: 30W
Lumens: 4200lm
Efficiency: 140lm/W
Emergency time: max.3h
Body colour: White
Material: Iron + PS
Mounting: Recessed
Height: 35 mm



5 YEARS TOTAL WARRANTY
+ 4 standard
1 extended

IP40

~230V

SMD 2835

>20000

30000h

Ra≥80



Scan QR code for 3D models, IES files & price.



92PANEL022W/WH



92PANEL022W/BL

Click on the image & view the price

LED PANELS FOR SURFACE MOUNTING

5 YEARS TOTAL WARRANTY
+ 4 standard
1 extended

IP40

~230V

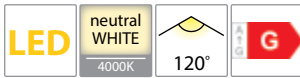
SMD
2835

>20000

30000h

Ra≥80

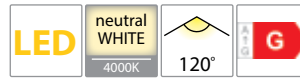
EMC



92PANEL022W/WH



Type: Square LED panel
Power: 48W
Lumens: 3840lm
Efficiency: 80lm/W
Body colour: White
Material: Iron + PS
Mounting: In Armstrong ceiling & Surface
Height: 40 mm



92PANEL022W/BL



Type: Square LED panel
Power: 48W
Lumens: 3840lm
Efficiency: 80lm/W
Body colour: Black
Material: Iron + PS
Mounting: In Armstrong ceiling & Surface
Height: 40 mm

Scan QR code for 3D models, IES files & price.

*Options with emergency kit



page 475

*Compatible with DALI & 0-10V Dimmable Drivers



page 836

ELMARK
The Brand of Electricity

INDOOR | LED PANELS



92PANEL013WIP54



92PANEL032WIP54
92PANEL032CWIP54

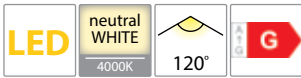


92PANEL021WIP54

Click on the image & view the price

LED PANELS ELMARK

IP54



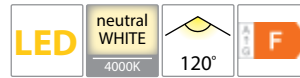

92PANEL013WIP54



Type: LED panel*
Power: 36W
Lumens: 3600lm
Efficiency: 100lm/W
Body colour: White
Material: Aluminum
Height: 11 mm

*Dimmable with:


DALI driver 0-10V driver
cat.No: 99DALI40105042 cat.No: 99SETDC50D010



92PANEL021WIP54



Type: LED panel*
Power: 48W
Lumens: 4800lm
Efficiency: 100lm/W
Body colour: White
Material: Aluminum
Height: 30 mm




92PANEL032WIP54



Type: LED panel*
Power: 40W
Lumens: 4800lm
Efficiency: 120lm/W
Body colour: White
Material: Aluminum
Height: 30 mm

*Dimmable with:

DALI driver 0-10V driver
cat.No: 99DALI60150042 cat.No: 99SETDC40D010




92PANEL032CWIP54



Type: LED panel*
Power: 40W
Lumens: 4800lm
Efficiency: 120lm/W
Body colour: White
Material: Aluminum
Height: 30 mm

*Dimmable with:

DALI driver 0-10V driver
cat.No: 99DALI60150042 cat.No: 99SETDC40D010



5 YEARS TOTAL WARRANTY
+ 4 standard
+ 1 extended

IP54

~230V

SMD 2835

>20000

30000h

Ra≥80

EMC

Scan QR code for 3D models, IES files & price.

Download ELMARK BUSINESS APP

from www.elmarkholding.eu or for mobile from

Google Play

or App Store

*Options with emergency kit



page 475

*Compatible with DALI & 0-10V Dimmable Drivers



page 836



92PANEL028W54
92PANEL028CW54



92PANEL029W54
92PANEL029CW54



Click on the image & view the price

HIGH EFFICIENCY LED PANELS ELMARK WITH UGR<19

IP54

5 YEARS TOTAL WARRANTY
+ 4 standard
1 extended

IP54

~230V

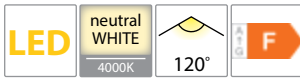
SMD 2835

>20000

30000h

Ra≥80

EMC



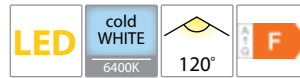

92PANEL028W54



Type: LED panel*
Power: 48W
Lumens: 5280lm
Efficiency: 110lm/W
Body colour: White
Material: Iron + PS
Height: 30 mm

*Dimmable with:

DALI driver cat.No: 99DALI60150042
0-10V driver cat.No: 99SETDC50D010



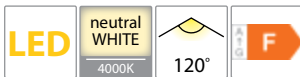

92PANEL028CW54



Type: LED panel*
Power: 48W
Lumens: 5280lm
Efficiency: 110lm/W
Body colour: White
Material: Iron + PS
Height: 30 mm

*Dimmable with:

DALI driver cat.No: 99DALI60150042
0-10V driver cat.No: 99SETDC50D010




92PANEL029W54



Type: LED panel*
Power: 48W
Lumens: 5280lm
Efficiency: 110lm/W
Body colour: White
Material: Iron + PS
Height: 30 mm

*Dimmable with:

DALI driver cat.No: 99DALI60150042
0-10V driver cat.No: 99SETDC50D010



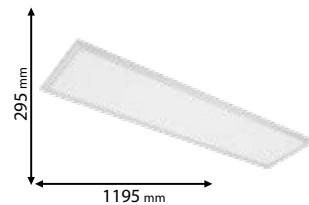
92PANEL029CW54



Type: LED panel*
Power: 48W
Lumens: 5280lm
Efficiency: 110lm/W
Body colour: White
Material: Iron + PS
Height: 30 mm

*Dimmable with:

DALI driver cat.No: 99DALI60150042
0-10V driver cat.No: 99SETDC50D010



Scan QR code for 3D models, IES files & price.

*Options with emergency kit



page 476

*Compatible with DALI & 0-10V Dimmable Drivers



page 836

ELMARK
The Brand of Electricity



92PANEL030WIP54
92PANEL030CWIP54

Click on the image & view the price

INDOOR | LED PANELS

HIGH POWER AND LED PANELS WITH CLIPS FOR DRYWALL

IP54

LED neutral WHITE 4000K 120° DALI F WITH CLIPS


92PANEL030WIP54



Type: LED panel*
Power: 48W
Lumens: 4800lm
Efficiency: 100lm/W
Body colour: White
Material: Aluminum
Height: 9 mm

*Dimmable with:

DALI driver 0-10V driver
cat.No: 99DALI60150042 cat.No: 99SETDCS0D010



LED cold WHITE 6400K 120° DALI F WITH CLIPS


92PANEL030CWIP54



Type: LED panel*
Power: 48W
Lumens: 4800lm
Efficiency: 100lm/W
Body colour: White
Material: Aluminum
Height: 9 mm

*Dimmable with:

DALI driver 0-10V driver
cat.No: 99DALI60150042 cat.No: 99SETDCS0D010



5 YEARS TOTAL WARRANTY
+ 4 standard
+ 1 extended

IP54

~230V

SMD 2835

>20000

30000h

Ra≥80



Scan QR code for 3D models, IES files & price.



*Options with emergency kit



page 476

*Compatible with DALI & 0-10V Dimmable Drivers



page 836



92PANEL031WIP54
92PANEL031CWIP54

HIGH POWER LED PANELS ELMARK

IP54

Click on the image & view the price

5 YEARS TOTAL WARRANTY
+ 4 standard
1 extended

IP54

~230V

SMD 2835

>20000


30000h

Ra≥80



LED neutral WHITE 4000K 120° F

92PANEL031WIP54



Type: LED panel*
Power: 60W
Lumens: 6000lm
Efficiency: 100lm/W
Body colour: White
Material: Aluminum
Height: 30 mm

*Dimmable with:

DALI driver	0-10V driver
cat.No: 99DALI60150042	cat.No: 99SETDC50D010

LED cold WHITE 6400K 120° F

92PANEL031CWIP54



Type: LED panel*
Power: 60W
Lumens: 6000lm
Efficiency: 100lm/W
Body colour: White
Material: Aluminum
Height: 30 mm

*Dimmable with:

DALI driver	0-10V driver
cat.No: 99DALI60150042	cat.No: 99SETDC50D010

Scan QR code for 3D models, IES files & price.

*Options with emergency kit



page 476



92PANEL033WIP54
92PANEL033CWIP54
92PANEL023CWIP54

Click on the image & view the price

HIGH EFFICIENCY LED PANELS

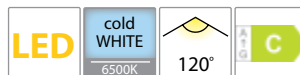

IP54



92PANEL033WIP54




Type: Square LED panel*
Power: 22W
Lumens: 3960lm
Efficiency: 180lm/W
LED chip: SANAN
Driver: Lifud
Body colour: White
Material: Steel and anti-fire cover with aluminum frame
Mounting: Recessed
Height: 34 mm



92PANEL033CWIP54




Type: Square LED panel*
Power: 22W
Lumens: 3960lm
Efficiency: 180lm/W
LED chip: SANAN
Driver: Lifud
Body colour: White
Material: Steel and anti-fire cover with aluminum frame
Mounting: Recessed
Height: 34 mm



92PANEL023CWIP54



Type: Square LED panel*
Power: 30W
Lumens: 4200lm
Efficiency: 140lm/W
Emergency time: max.3h
Body colour: White
Material: Iron + PS
Mounting: Recessed
Height: 35 mm



5 YEARS TOTAL WARRANTY
+ 4 standard
+ 1 extended

IP54

~230V

SMD 2835

>20000

30000h

Ra≥80

EMC

Scan QR code for 3D models, IES files & price.




92FRAME020W
92FRAME014W

Click on the image
& view the price


INSTALLATION ACCESSORIES FOR LED PANELS

92FRAME020W




Type: Frame for LED panel with dimensions 595/595/30mm for surface mounting
Body colour: White
Material: Aluminum
**LED panel not included*

92FRAME021W



Type: Frame for LED panel with dimensions 295/1195/30mm for surface mounting.
Body colour: White
Material: Aluminum
**LED panel not included*

92FRAME014W



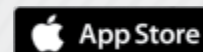
Type: Frame for LED panel with dimensions 595/595/9mm and 595/595/11mm for surface mounting.
Body colour: White
Material: Aluminum
**LED panel not included*



Scan QR code for 3D models, IES files & price.



or





99ACC18



99ACC21



99ACC22

Click on the image
& view the price

INSTALLATION ACCESSORIES FOR LED PANELS

99ACC18



Type: Suspension wire for suspended mounting
Material: Metal
Set of 4 pieces

99ACC21



Type: Clips for mounting on plasterboard
Material: Metal
Set of 4 pieces
** Suitable only for LED panels with height 9-11mm*

99ACC22



Type: Fasteners for surface mounting
Material: Metal
Set of 4 pieces
** Suitable only for LED panels with height 9-11mm*

*Options with emergency kit



page 477



99XLED610
99XLED609
99XLED609CW



99XLED612
99XLED611
99XLED611CW

Click on the image & view the price

ROUND LED PANELS STELLAR

2 YEARS TOTAL WARRANTY
+ 2 standard
0 extended



LED warm WHITE 2700K 120° G

LED neutral WHITE 4000K 120° G

LED cold WHITE 6500K 120° G

99XLED610


Type: Round LED panel*
Power: 6W
Lumens: 330lm
Efficiency: 55lm/W
Body colour: White
Cut size: 100 mm
Material: Aluminum

99XLED609

Type: Round LED panel*
Power: 6W
Lumens: 330lm
Efficiency: 55lm/W
Body colour: White
Cut size: 100 mm
Material: Aluminum

99XLED609CW

Type: Round LED panel*
Power: 6W
Lumens: 330lm
Efficiency: 55lm/W
Body colour: White
Cut size: 100 mm
Material: Aluminum



IP40

~230V

SMD 2835

>15000

15000h

Ra≥80



LED warm WHITE 2700K 120° F

LED neutral WHITE 4000K 120° F

LED cold WHITE 6500K 120° F

99XLED612


Type: Round LED panel*
Power: 12W
Lumens: 840lm
Efficiency: 70lm/W
Body colour: White
Cut size: 150 mm
Material: Aluminum

99XLED611

Type: Round LED panel*
Power: 12W
Lumens: 840lm
Efficiency: 70lm/W
Body colour: White
Cut size: 150 mm
Material: Aluminum

99XLED611CW

Type: Round LED panel*
Power: 12W
Lumens: 840lm
Efficiency: 70lm/W
Body colour: White
Cut size: 150 mm
Material: Aluminum



Scan QR code for 3D models, IES files & price.

*Options with emergency kit



page 477

stell^{ar}



99XLED615
99XLED614
99XLED614CW



99XLED621
99XLED620
99XLED620CW

Click on the image & view the price

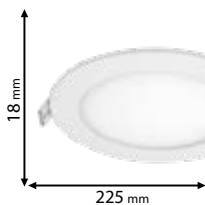
ROUND LED PANELS STELLAR



LED warm WHITE 2700K 120° G

99XLED615

Type: Round LED panel*
Power: 18W
Lumens: 1350lm
Efficiency: 75lm/W
Body colour: White
Cut size: 205 mm
Material: Aluminum



LED neutral WHITE 4000K 120° G

99XLED614

Type: Round LED panel*
Power: 18W
Lumens: 1350lm
Efficiency: 75lm/W
Body colour: White
Cut size: 205 mm
Material: Aluminum

LED cold WHITE 6500K 120° G

99XLED614CW

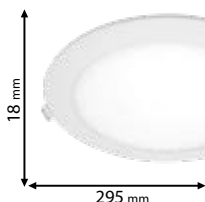
Type: Round LED panel*
Power: 18W
Lumens: 1350lm
Efficiency: 75lm/W
Body colour: White
Cut size: 205 mm
Material: Aluminum



LED warm WHITE 2700K 120° G

99XLED621

Type: Round LED panel*
Power: 24W
Lumens: 1800lm
Efficiency: 75lm/W
Body colour: White
Cut size: 268 mm
Material: Aluminum



LED neutral WHITE 4000K 120°

99XLED620

Type: Round LED panel*
Power: 24W
Lumens: 1800lm
Efficiency: 75lm/W
Body colour: White
Cut size: 268 mm
Material: Aluminum

LED cold WHITE 6500K 120° G

99XLED620CW

Type: Round LED panel*
Power: 24W
Lumens: 1800lm
Efficiency: 75lm/W
Body colour: White
Cut size: 268 mm
Material: Aluminum

2 YEARS TOTAL WARRANTY
+ 2 standard
0 extended

IP40

~230V

SMD 2835

>15000

15000h

Ra≥80

EMC

Scan QR code for 3D models, IES files & price.

Download ELMARK BUSINESS APP

from www.elmarkholding.eu or for mobile from

Google Play

or App Store



99LED960WW
99LED960
99LED960CW



99LED961WW
99LED961
99LED961CW

ROUND LED PANELS ELMARK

Click on the image & view the price

5 YEARS TOTAL WARRANTY
+ 3 standard
2 extended



LED warm WHITE 2700-3000K 160° F


LED neutral WHITE 4000-4300K 160° F

LED cold WHITE 6000-6400K 160° F

99LED960WW

99LED960

99LED960CW



Type: Round LED panel
Power: 6W
Lumens: 510lm
Efficiency: 85lm/W
Body colour: White
Cut size: 77 mm
Material: Polycarbonate

Type: Round LED panel
Power: 6W
Lumens: 510lm
Efficiency: 85lm/W
Body colour: White
Cut size: 77 mm
Material: Polycarbonate

Type: Round LED panel
Power: 6W
Lumens: 510lm
Efficiency: 85lm/W
Body colour: White
Cut size: 77 mm
Material: Polycarbonate

IP40

~230V

SMD 2835

>20000

30000h

Ra≥80

EMC



LED warm WHITE 2700-3000K 160° F

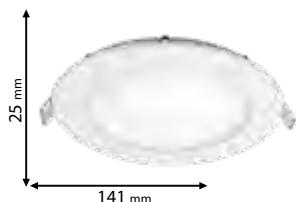
LED neutral WHITE 4000-4300K 160° F

LED cold WHITE 6000-6400K 160° F

99LED961WW

99LED961

99LED961CW



Type: Round LED panel
Power: 12W
Lumens: 1020lm
Body colour: White
Efficiency: 85lm/W
Cut size: 117 mm
Material: Polycarbonate

Type: Round LED panel
Power: 12W
Lumens: 1020lm
Body colour: White
Efficiency: 85lm/W
Cut size: 117 mm
Material: Polycarbonate

Type: Round LED panel
Power: 12W
Lumens: 1020lm
Body colour: White
Efficiency: 85lm/W
Cut size: 117 mm
Material: Polycarbonate

Scan QR code for 3D models, IES files & price.



99LED962WW
99LED962
99LED962CW



99LED963WW
99LED963
99LED963CW

ROUND LED PANELS ELMARK

Click on the image & view the price



LED warm WHITE 2700-3000K 160° F

LED neutral WHITE 4000-4300K 160° F

LED cold WHITE 6000-6400K 160° F

99LED962WW

Type: Round LED panel
Power: 18W
Lumens: 1530lm
Efficiency: 85lm/W
Body colour: White
Cut size: 143 mm
Material: Polycarbonate

99LED962

Type: Round LED panel
Power: 18W
Lumens: 1530lm
Efficiency: 85lm/W
Body colour: White
Cut size: 143 mm
Material: Polycarbonate

99LED962CW

Type: Round LED panel
Power: 18W
Lumens: 1530lm
Efficiency: 85lm/W
Body colour: White
Cut size: 143 mm
Material: Polycarbonate



5 YEARS TOTAL WARRANTY
+ 3 standard
2 extended

- IP40
- ~230V
- SMD 2835
- >20000
- 30000h
- Ra≥80
- EMC



LED warm WHITE 2700-3000K 160° F

LED neutral WHITE 4000-4300K 160° F

LED cold WHITE 6000-6400K 160° G

99LED963WW


Type: Round LED panel
Power: 24W
Lumens: 2040lm
Efficiency: 85lm/W
Body colour: White
Cut size: 168 mm
Material: Polycarbonate

99LED963

Type: Round LED panel
Power: 24W
Lumens: 2040lm
Efficiency: 85lm/W
Body colour: White
Cut size: 168 mm
Material: Polycarbonate

99LED963CW

Type: Round LED panel
Power: 24W
Lumens: 2040lm
Efficiency: 85lm/W
Body colour: White
Cut size: 168 mm
Material: Polycarbonate



Scan QR code for 3D models, IES files & price.

*Options with emergency kit



page 478



99LED609IP44
99LED609IP44CW



99LED611IP44
99LED611IP44CW

Click on the image & view the price

ROUND LED PANELS ELMARK, IP44

5 YEARS TOTAL WARRANTY
+ 3 standard
2 extended

IP44

~230V

SMD
2835

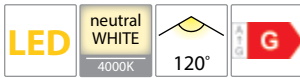
>20000

30000h

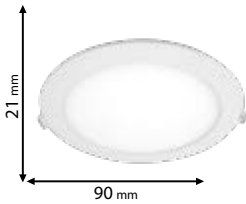
Ra≥80

EMC

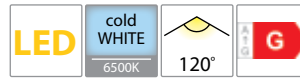
Scan QR code for 3D models, IES files & price.



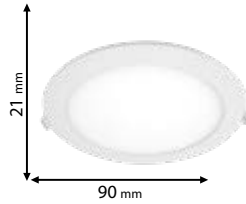
99LED609IP44



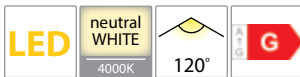
Type: LED panel*
Power: 5W
Lumens: 400lm
Efficiency: 80lm/W
Body colour: White
Material: Aluminum



99LED609IP44CW



Type: LED panel*
Power: 5W
Lumens: 400lm
Efficiency: 80lm/W
Body colour: White
Material: Aluminum



99LED611IP44



Type: LED panel*
Power: 12W
Lumens: 960lm
Efficiency: 80lm/W
Body colour: White
Material: Aluminum



99LED611IP44CW



Type: LED panel*
Power: 12W
Lumens: 960lm
Efficiency: 80lm/W
Body colour: White
Material: Aluminum

*Options with emergency kit



page 478

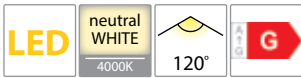
ELMARK
The Brand of Electricity



99LED617IP44
99LED617IP44CW

Click on the image
& view the price

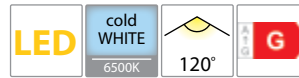
ROUND LED PANELS ELMARK, IP44



99LED617IP44



Type: LED panel*
Power: 18W
Lumens: 1440lm
Efficiency: 80lm/W
Body colour: White
Material: Aluminum



99LED617IP44CW



Type: LED panel
Power: 18W
Lumens: 1440lm
Efficiency: 80lm/W
Body colour: White
Material: Aluminum

5 YEARS TOTAL WARRANTY
+ 4 standard
+ 1 extended

IP44

~230V

SMD
2835

>20000

30000h

Ra≥80

EMC

Scan QR code for 3D models,
IES files & price.

*Options with emergency kit



page 479

*Compatible with DALI



page 836



99LED607IP65
99LED607IP65CW



99LED610IP65
99LED610IP65CW

WATERPROOF LED PANELS ELMARK, IP65

Click on the image & view the price

5 YEARS TOTAL WARRANTY
+ 4 standard
1 extended

IP65

~230V

SMD
2835

>20000

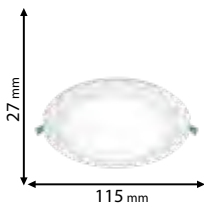
30000h

Ra≥80

EMC

LED neutral WHITE 4000K 120° DALI F

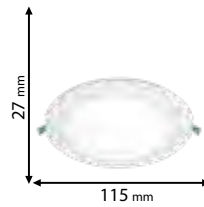
99LED607IP65



Type: LED panel*
Power: 7W
Lumens: 660lm
Efficiency: 94lm/W
Body colour: White
Cut size: 100-110 mm
Material: Polycarbonate

LED cold WHITE 6500K 120° DALI F

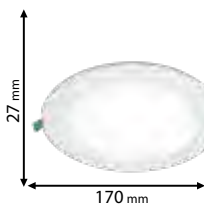
99LED607IP65CW



Type: LED panel*
Power: 7W
Lumens: 660lm
Efficiency: 94lm/W
Body colour: White
Cut size: 100-110 mm
Material: Polycarbonate

LED neutral WHITE 4000K 120° DALI F

99LED610IP65




Type: LED panel*
Power: 10W
Lumens: 770lm
Efficiency: 77lm/W
Body colour: White
Cut size: 150-160 mm
Material: Polycarbonate

*Dimmable with:
DALI driver
cat.No:
99DALI1240042

LED cold WHITE 6500K 120° DALI F

99LED610IP65CW



Type: LED panel*
Power: 10W
Lumens: 770lm
Efficiency: 77lm/W
Body colour: White
Cut size: 150-160 mm
Material: Polycarbonate

*Dimmable with:
DALI driver
cat.No:
99DALI1240042

Scan QR code for 3D models, IES files & price.

*Options with emergency kit



page 479



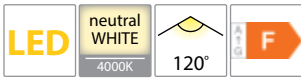
99LED616IP65
99LED616IP65CW




99LED623IP65
99LED623IP65CW

Click on the image & view the price

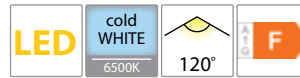
WATERPROOF LED PANELS ELMARK, IP65




99LED616IP65



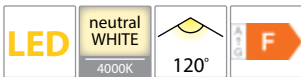
Type: LED panel*
Power: 16W
Lumens: 1300lm
Efficiency: 81lm/W
Body colour: White
Cut size: 200-210 mm
Material: Polycarbonate



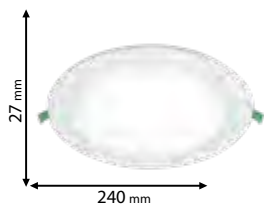
99LED616IP65CW



Type: LED panel*
Power: 16W
Lumens: 1300lm
Efficiency: 81lm/W
Body colour: White
Cut size: 200-210 mm
Material: Polycarbonate




99LED623IP65



Type: LED panel*
Power: 23W
Lumens: 1750lm
Efficiency: 76lm/W
Body colour: White
Cut size: 220-230 mm
Material: Polycarbonate



99LED623IP65CW



Type: LED panel*
Power: 23W
Lumens: 1750lm
Efficiency: 76lm/W
Body colour: White
Cut size: 220-230 mm
Material: Polycarbonate

5 YEARS TOTAL WARRANTY
+ 3 standard
2 extended

IP65

~230V

SMD
2835

>20000

30000h

Ra≥80

EMC

Scan QR code for 3D models, IES files & price.



95ELLISLEDR9/W
95ELLISLEDR18/W
95ELLISLEDR24/W

Click on the image & view the price

RECESSED LED FIXTURE ELLIS, IP44

2 YEARS TOTAL WARRANTY
+ 2 standard
0 extended

IP44

~230V

SMD
2835

>10000

15000h

Ra≥80


EMC

Scan QR code for 3D models,
IES files & price.

278

LED neutral WHITE 4000K 120° G-RA F


95ELLISLEDR9/W



Type: LED ceiling lamp
Power: 9W
Lumens: 760lm
Body colour: White
Cut size: 55-70mm
Mounting: Recessed
Material: Aluminum + PP

LED neutral WHITE 4000K 120° G-RA F

95ELLISLEDR18/W



Type: LED ceiling lamp
Power: 18W
Lumens: 1520lm
Body colour: White
Cut size: 55-90mm
Mounting: Recessed
Material: Aluminum + PP

LED neutral WHITE 4000K 120° G-RA F

95ELLISLEDR24/W



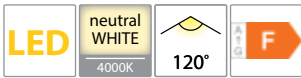
Type: LED ceiling lamp
Power: 24W
Lumens: 2280lm
Body colour: White
Cut size: 55-135mm
Mounting: Recessed
Material: Aluminum + PP




95ELLISLED9/W
95ELLISLED18/W

Click on the image & view the price

RECESSED LED FIXTURE ELLIS, IP44




95ELLISLED9/W



Type: LED ceiling lamp
Power: 9W
Lumens: 760lm
Body colour: White
Cut size: 55-70mm
Mounting: Recessed
Material: Aluminum + PP



95ELLISLED18/W



Type: LED ceiling lamp
Power: 18W
Lumens: 1520lm
Body colour: White
Cut size: 55-90mm
Mounting: Recessed
Material: Aluminum + PP

2 YEARS TOTAL WARRANTY
+ 2 standard
0 extended

IP44

~230V

SMD 2835

>10000

15000h

Ra≥80



Scan QR code for 3D models, IES files & price.



99LED934/W



99LED935/W

SUPER SLIM LED PANELS WITH SLIDING FIXING CLIPS, ELMARK

Click on the image & view the price

5 YEARS TOTAL WARRANTY
+ 3 standard
2 extended

IP40

~230V

SMD
2835

>20000

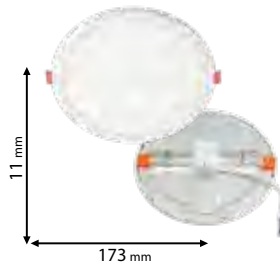
30000h

Ra≥80

EMC



99LED934/W



Type: Round LED panel
Power: 15W
Lumens: 1000lm
Efficiency: 67lm/W
Body colour: White
Cut size: 50-160 mm
Material: Aluminum



99LED935/W



Type: Square LED panel
Power: 15W
Lumens: 1000lm
Efficiency: 67lm/W
Body colour: White
Cut size: 50-160 mm
Material: Aluminum

Scan QR code for 3D models, IES files & price.



99XLED637WW
99XLED637W
99XLED637CW



99XLED638WW
99XLED638W
99XLED638CW

Click on the image & view the price


LED PANELS FOR SURFACE MOUNTING, STELLAR



LED warm WHITE 2700K 120° G

99XLED637WW

Type: LED panel
Power: 12W
Lumens: 960lm
Efficiency: 80lm/W
Body colour: White
Mounting: Surface
Material: Steel base + PP ring + PS cover



LED neutral WHITE 4000K 120° G

99XLED637W

Type: LED panel
Power: 12W
Lumens: 960lm
Efficiency: 80lm/W
Body colour: White
Mounting: Surface
Material: Steel base + PP ring + PS cover

LED cold WHITE 6500K 120° G

99XLED637CW

Type: LED panel
Power: 12W
Lumens: 960lm
Efficiency: 80lm/W
Body colour: White
Mounting: Surface
Material: Steel base + PP ring + PS cover

2 YEARS TOTAL WARRANTY
+ 2 standard
0 extended

IP40

~230V

SMD 2835

>15000

15000h

Ra≥80


EMC



LED warm WHITE 2700K 120° G

99XLED638WW

Type: LED panel
Power: 18W
Lumens: 1440lm
Efficiency: 80lm/W
Body colour: White
Mounting: Surface
Material: Steel base + PP ring + PS cover



LED neutral WHITE 4000K 120° G

99XLED638W

Type: LED panel
Power: 18W
Lumens: 1440lm
Efficiency: 80lm/W
Body colour: White
Mounting: Surface
Material: Steel base + PP ring + PS cover

LED cold WHITE 6500K 120° G

99XLED638CW

Type: LED panel
Power: 18W
Lumens: 1440lm
Efficiency: 80lm/W
Body colour: White
Mounting: Surface
Material: Steel base + PP ring + PS cover

Scan QR code for 3D models, IES files & price.



99XLED639WW
99XLED639W
99XLED639CW

Click on the image & view the price

LED PANELS FOR SURFACE MOUNTING, STELLAR

2 YEARS TOTAL WARRANTY
+ 2 standard
0 extended



LED warm WHITE 2700K 120° G

LED neutral WHITE 4000K 120° G

LED cold WHITE 6500K 120° G

99XLED639WW


99XLED639W

99XLED639CW

Type: LED panel
Power: 24W
Lumens: 1920lm
Efficiency: 80lm/W
Body colour: White
Mounting: Surface
Material: Steel base + PP ring + PS cover

Type: LED panel
Power: 24W
Lumens: 1920lm
Efficiency: 80lm/W
Body colour: White
Mounting: Surface
Material: Steel base + PP ring + PS cover

Type: LED panel
Power: 24W
Lumens: 1920lm
Efficiency: 80lm/W
Body colour: White
Mounting: Surface
Material: Steel base + PP ring + PS cover



IP40

~230V

SMD 2835

>15000

15000h

Ra≥80

EMC

Scan QR code for 3D models, IES files & price.



99LED965WW
99LED965
99LED965CW



99LED966WW
99LED966
99LED966CW

LED PANELS FOR SURFACE MOUNTING, ELMARK

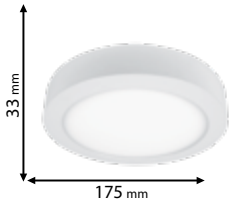
Click on the image & view the price



LED warm WHITE 2700-3000K 120° G

LED neutral WHITE 4000-4300K 120° G

LED cold WHITE 6300-6500K 120° G



99LED965WW

Type: LED panel
Power: 18W
Lumens: 1530lm
Efficiency: 85lm/W
Body colour: White
Mounting: Surface
Material: Polycarbonate

99LED965

Type: LED panel
Power: 18W
Lumens: 1530lm
Efficiency: 85lm/W
Body colour: White
Mounting: Surface
Material: Polycarbonate

99LED965CW

Type: LED panel
Power: 18W
Lumens: 1530lm
Efficiency: 85lm/W
Body colour: White
Mounting: Surface
Material: Polycarbonate

5 YEARS TOTAL WARRANTY
+ 3 standard
2 extended

IP40

~230V

SMD 2835

>20000

30000h


Ra≥80



LED warm WHITE 2700-3000K 120° F

LED neutral WHITE 4000-4300K 120° F

LED cold WHITE 6300-6500K 120° F



99LED966WW

Type: LED panel
Power: 28W
Lumens: 2500lm
Efficiency: 89lm/W
Body colour: White
Mounting: Surface
Material: Polycarbonate

99LED966

Type: LED panel
Power: 28W
Lumens: 2500lm
Efficiency: 89lm/W
Body colour: White
Mounting: Surface
Material: Polycarbonate

99LED966CW

Type: LED panel
Power: 28W
Lumens: 2500lm
Efficiency: 89lm/W
Body colour: White
Mounting: Surface
Material: Polycarbonate

Scan QR code for 3D models, IES files & price.

*Options with emergency kit



page 480



99XLED633
99XLED632
99XLED632CW



99XLED635
99XLED634
99XLED634CW

SQUARE LED PANELS FOR RECESSED MOUNTING, STELLAR

Click on the image & view the price

2 YEARS TOTAL WARRANTY
+ 2 standard
0 extended



LED warm WHITE 2700K 120° F

LED neutral WHITE 4000K 120° F

LED cold WHITE 6500K 120° F

99XLED633


Type: Square LED panel*
Power: 12W
Lumens: 840lm
Efficiency: 70lm/W
Body colour: White
Cut size: 150x150 mm
Material: Aluminum

99XLED632

Type: Square LED panel*
Power: 12W
Lumens: 840lm
Efficiency: 70lm/W
Body colour: White
Cut size: 150x150 mm
Material: Aluminum

99XLED632CW

Type: Square LED panel*
Power: 12W
Lumens: 840lm
Efficiency: 70lm/W
Body colour: White
Cut size: 150x150 mm
Material: Aluminum



IP40

~230V

SMD 2835

>15000

15000h

Ra≥80



LED warm WHITE 2700K 120° F

LED neutral WHITE 4000K 120° F

LED cold WHITE 6500K 120° F

99XLED635


Type: Square LED panel*
Power: 18W
Lumens: 1350lm
Efficiency: 75lm/W
Body colour: White
Cut size: 200x200 mm
Material: Aluminum

99XLED634

Type: Square LED panel*
Power: 18W
Lumens: 1350lm
Efficiency: 75lm/W
Body colour: White
Cut size: 200x200 mm
Material: Aluminum

99XLED634CW

Type: Square LED panel*
Power: 18W
Lumens: 1350lm
Efficiency: 75lm/W
Body colour: White
Cut size: 200x200 mm
Material: Aluminum



Scan QR code for 3D models, IES files & price.

*Options with emergency kit



page 480

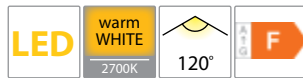
stell^{ar}



99XLED637
99XLED636
99XLED636CW

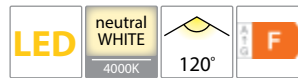
SQUARE LED PANELS FOR RECESSED MOUNTING, STELLAR

Click on the image & view the price



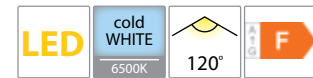
99XLED637

Type: Square LED panel*
Power: 24W
Lumens: 1800lm
Efficiency: 75lm/W
Body colour: White
Cut size: 275x275 mm
Material: Aluminum



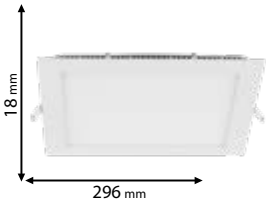
99XLED636

Type: Square LED panel*
Power: 24W
Lumens: 1800lm
Efficiency: 75lm/W
Body colour: White
Cut size: 275x275 mm
Material: Aluminum



99XLED636CW

Type: Square LED panel*
Power: 24W
Lumens: 1800lm
Efficiency: 75lm/W
Body colour: White
Cut size: 275x275 mm
Material: Aluminum



2 YEARS TOTAL WARRANTY
+ 2 standard
0 extended

IP40

~230V

SMD 2835

>15000

15000h

Ra≥80

EMC

Scan QR code for 3D models, IES files & price.

Download ELMARK BUSINESS APP

from www.elmarkholding.eu or for mobile from

Google Play

or

App Store



99XLED640WW
99XLED640W
99XLED640CW



99XLED641WW
99XLED641W
99XLED641CW

SQUARE LED PANELS FOR SURFACE MOUNTING, STELLAR

Click on the image & view the price

2 YEARS TOTAL WARRANTY
+ 2 standard
0 extended



LED warm WHITE 2700K 120° G

LED neutral WHITE 4000K 120° G

LED cold WHITE 6500K 120° G

99XLED640WW


Type: Square LED panel
Power: 12W
Lumens: 960lm
Efficiency: 80lm/W
Body colour: White
Cut size: 150x150 mm
Material: Steel base + PP ring + PS cover

99XLED640W

Type: Square LED panel
Power: 12W
Lumens: 960lm
Efficiency: 80lm/W
Body colour: White
Cut size: 150x150 mm
Material: Steel base + PP ring + PS cover

99XLED640CW

Type: Square LED panel
Power: 12W
Lumens: 960lm
Efficiency: 80lm/W
Body colour: White
Cut size: 150x150 mm
Material: Steel base + PP ring + PS cover



IP40

~230V

SMD 2835

>15000

15000h

Ra≥80

EMC



LED warm WHITE 2700K 120° G

LED neutral WHITE 4000K 120° G

LED cold WHITE 6500K 120° G

99XLED641WW

Type: Square LED panel
Power: 18W
Lumens: 1440lm
Efficiency: 80lm/W
Body colour: White
Cut size: 200x200 mm
Material: Steel base + PP ring + PS cover

99XLED641W

Type: Square LED panel
Power: 18W
Lumens: 1440lm
Efficiency: 80lm/W
Body colour: White
Cut size: 200x200 mm
Material: Steel base + PP ring + PS cover

99XLED641CW

Type: Square LED panel
Power: 18W
Lumens: 1440lm
Efficiency: 80lm/W
Body colour: White
Cut size: 200x200 mm
Material: Steel base + PP ring + PS cover



Scan QR code for 3D models, IES files & price.



99XLED642WW
99XLED642W
99XLED642CW

SQUARE LED PANELS FOR SURFACE MOUNTING, STELLAR

Click on the image & view the price



LED warm WHITE 2700K 120° G

LED neutral WHITE 4000K 120° G

LED cold WHITE 6500K 120° G



99XLED642WW

Type: Square LED panel
Power: 24W
Lumens: 1920lm
Efficiency: 80lm/W
Body colour: White
Cut size: 275x275 mm
Material: Steel base + PP ring + PS cover

99XLED642W

Type: Square LED panel
Power: 24W
Lumens: 1920lm
Efficiency: 80lm/W
Body colour: White
Cut size: 275x275 mm
Material: Steel base + PP ring + PS cover

99XLED642CW

Type: Square LED panel
Power: 24W
Lumens: 1920lm
Efficiency: 80lm/W
Body colour: White
Cut size: 275x275 mm
Material: Steel base + PP ring + PS cover

2 YEARS TOTAL WARRANTY
+ 2 standard
0 extended

IP40

~230V

SMD 2835

>15000

15000h

Ra≥80

EMC

Scan QR code for 3D models, IES files & price.

*Options with emergency kit



page 481



99LED967WW
99LED967
99LED967CW

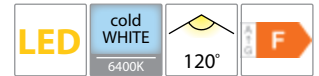
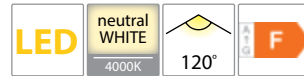


99LED968WW
99LED968
99LED968CW

SQUARE LED PANELS FOR RECESSED MOUNTING, ELMARK

Click on the image & view the price

5 YEARS TOTAL WARRANTY
+ 3 standard
2 extended



99LED967WW


99LED967

99LED967CW

Type: Square LED panel*
Power: 12W
Lumens: 890lm
Efficiency: 74lm/W
Body colour: White
Cut size: 155x155 mm
Material: Aluminum

Type: Square LED panel*
Power: 12W
Lumens: 890lm
Efficiency: 74lm/W
Body colour: White
Cut size: 155x155 mm
Material: Aluminum

Type: Square LED panel*
Power: 12W
Lumens: 890lm
Efficiency: 74lm/W
Body colour: White
Cut size: 155x155 mm
Material: Aluminum



IP40

~230V

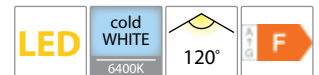
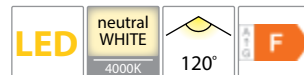
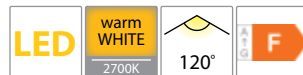
SMD 2835

>20000

30000h

Ra≥80

EMC



99LED968WW

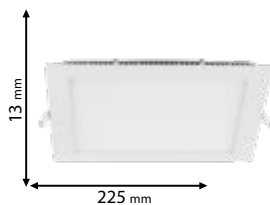
99LED968

99LED968CW

Type: Square LED panel*
Power: 18W
Lumens: 1420lm
Efficiency: 78lm/W
Body colour: White
Cut size: 205x205 mm
Material: Aluminum

Type: Square LED panel*
Power: 18W
Lumens: 1420lm
Efficiency: 78lm/W
Body colour: White
Cut size: 205x205 mm
Material: Aluminum

Type: Square LED panel*
Power: 18W
Lumens: 1420lm
Efficiency: 78lm/W
Body colour: White
Cut size: 205x205 mm
Material: Aluminum




Scan QR code for 3D models, IES files & price.

*Options with emergency kit



page 481



99LED969WW
99LED969
99LED969CW

SQUARE LED PANELS FOR RECESSED MOUNTING, ELMARK



99LED969WW

Type: Square LED panel*
Power: 18W
Lumens: 1420lm
Efficiency: 78lm/W
Body colour: White
Mounting: Surface
Material: Aluminum




99LED969

Type: Square LED panel*
Power: 18W
Lumens: 1420lm
Efficiency: 78lm/W
Body colour: White
Mounting: Surface
Material: Aluminum



99LED969CW

Type: Square LED panel*
Power: 18W
Lumens: 1420lm
Efficiency: 78lm/W
Body colour: White
Mounting: Surface
Material: Aluminum



Click on the image & view the price

5 YEARS TOTAL WARRANTY
+ 3 standard
2 extended

IP40

~230V

SMD 2835

>20000

30000h

Ra≥80

EMC

Scan QR code for 3D models, IES files & price.

*Options with emergency kit



99LED638
99LED639



99LED640
99LED641

Click on the image & view the price

ROUND GLASS LED PANELS, ELMARK

5 YEARS TOTAL WARRANTY
+ 3 standard
2 extended

IP40

~230V

SMD 2835

>20000

30000h


Ra≥80

EMC

Scan QR code for 3D models, IES files & price.

LED warm WHITE 2700K 120° F


99LED639



Type: Round LED panel*
Power: 6W
Lumens: 480lm
Efficiency: 80lm/W
Body colour: White
Cut size: 60 mm
Material: Aluminum + Glass

LED neutral WHITE 4000K 120° F

99LED638



Type: Round LED panel*
Power: 6W
Lumens: 480lm
Efficiency: 80lm/W
Body colour: White
Cut size: 60 mm
Material: Aluminum + Glass

LED warm WHITE 2700K 120° F

99LED641



Type: Round LED panel*
Power: 18W
Lumens: 1440lm
Efficiency: 80lm/W
Body colour: White
Cut size: 148 mm
Material: Aluminum + Glass

LED neutral WHITE 4000K 120° G

99LED640



Type: Round LED panel*
Power: 18W
Lumens: 1440lm
Efficiency: 80lm/W
Body colour: White
Cut size: 148 mm
Material: Aluminum + Glass

*Options with emergency kit



page 482



99LED642
99LED643




99LED644
99LED645

Click on the image & view the price

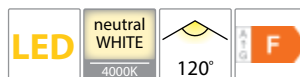
SQUARE GLASS LED PANELS, ELMARK




99LED643



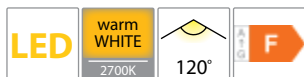
Type: Square LED panel*
Power: 6W
Lumens: 480lm
Efficiency: 80lm/W
Body colour: White
Cut size: 77 mm
Material: Aluminum + Glass



99LED642



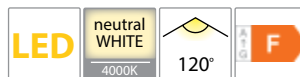
Type: Square LED panel*
Power: 6W
Lumens: 480lm
Efficiency: 80lm/W
Body colour: White
Cut size: 77 mm
Material: Aluminum + Glass



99LED645



Type: Square LED panel*
Power: 18W
Lumens: 1440lm
Efficiency: 80lm/W
Body colour: White
Cut size: 180 mm
Material: Aluminum + Glass



99LED644



Type: Square LED panel*
Power: 18W
Lumens: 1440lm
Efficiency: 80lm/W
Body colour: White
Cut size: 180 mm
Material: Aluminum + Glass

5 YEARS TOTAL WARRANTY
+ 3 standard
2 extended

IP40

~230V

SMD
2835

>20000

30000h


Ra≥80

EMC

Scan QR code for 3D models, IES files & price.



WALL & CEILING LIGHTS





95AMYLED12/W



95AMYLED18/W



95AMYLED24/W

Click on the image & view the price

CEILING LAMPS AMY SUPER SLIM

2 YEARS TOTAL WARRANTY
+ 2 standard
0 extended

IP20

~230V

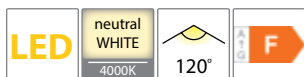
SMD
2835

>10000


15000h

Ra≥80

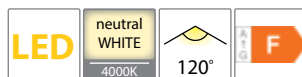
EMC




95AMYLED12/W



Type: LED ceiling lamp
Power: 12W
Lumens: 960lm
Efficiency: 80lm/W
Body colour: White
Material: Steel + PMMA
Mounting: Surface
Super slim




95AMYLED18/W



Type: LED ceiling lamp
Power: 18W
Lumens: 1440lm
Efficiency: 80lm/W
Body colour: White
Material: Steel + PMMA
Mounting: Surface
Super slim



95AMYLED24/W



Type: LED ceiling lamp
Power: 24W
Lumens: 1920lm
Efficiency: 80lm/W
Body colour: White
Material: Steel + PMMA
Mounting: Surface
Super slim

Scan QR code for 3D models, IES files & price.



95TRACYLEDs20
95TRACYLEDs32



95SHINE16LED
95SHINE36LED

Click on the image & view the price


CEILING LAMPS TRACY & SHINE



95TRACYLEDs20



Type: LED ceiling lamp
Power: 20W
Lumens: 1400lm
Efficiency: 70lm/W
Body colour: White
Material: Metal + MS
Mounting: Surface
Super slim




IP20



95TRACYLEDs32



Type: LED ceiling lamp
Power: 32W
Lumens: 2400lm
Efficiency: 75lm/W
Body colour: White
Material: Metal + MS
Mounting: Surface
Super slim



IP20



95SHINE16LED



Type: LED ceiling lamp
Power: 16W
Lumens: 1040lm
Efficiency: 65lm/W
Body colour: White
Material: Polycarbonate
Mounting: Surface




IP40



95SHINE36LED



Type: LED ceiling lamp
Power: 36W
Lumens: 2340lm
Efficiency: 65lm/W
Body colour: White
Material: Polycarbonate
Mounting: Surface



IP40

5 YEARS TOTAL WARRANTY
+ 3 standard
2 extended

~230V



>20000

30000h

Ra≥80



Scan QR code for 3D models, IES files & price.



Settable
Colour
Temperature

95NEOS18LED



Settable
Colour
Temperature

95NIGHTSKY60LED



Settable
Colour
Temperature

95SHELLY18LED/WH



Settable
Colour
Temperature

95SHELLY18LED/GR

Click on the image
& view the price

CEILING LAMPS WITH REMOTE CONTROL

5 YEARS TOTAL WARRANTY
+ 3 standard
2 extended

IP40

~230V

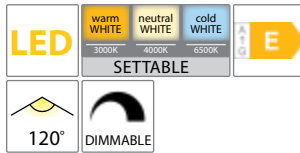
SMD
2835

>20000

30000h

Ra≥80

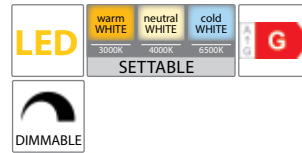
EMC




95NEOS18LED



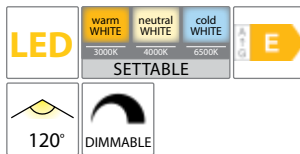
Type: Ceiling lamp with remote control
Power: 18W
Lumens: 2160lm
Efficiency: 120lm/W
Body colour: White & Chrome
Mounting: Surface
Material: Metal + Plastic



95NIGHTSKY60LED



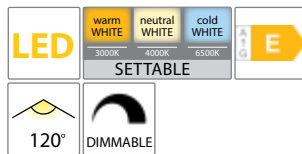
Type: Ceiling lamp with remote control
Power: 60W
Lumens: 4800lm
Efficiency: 80lm/W
Body colour: Chrome
Mounting: Surface
Material: Metal + Plastic



95SHELLY18LED/WH



Type: Ceiling lamp with remote control
Power: 18W
Lumens: 2160lm
Efficiency: 120lm/W
Body colour: White
Mounting: Surface
Material: Metal



95SHELLY18LED/GR



Type: Ceiling lamp with remote control
Power: 18W
Lumens: 2160lm
Efficiency: 120lm/W
Body colour: Dark gray
Mounting: Surface
Material: Metal

Scan QR code for 3D models,
IES files & price.

5 YEARS TOTAL WARRANTY
+ 3 standard
2 extended

- IP40
- ~230V
- >20000
- 30000h
- Ra≥80
- RoHS
- EMC
- CE

Scan QR code for 3D models, IES files & price.



SMART LAMP
Settable Colour Temperature

95EL223036CCT



SMART LAMP
Settable Colour Temperature

95EL226636CCT



SMART LAMP
Settable Colour Temperature


95EL220236CCT
95EL220260CCT

Click on the image & view the price

WI-FI SMART CEILING LAMPS

LED warm WHITE 3000K neutral WHITE 4000K cold WHITE 6500K **SETTABLE** **G**
WiFi **tuya** **DIMMABLE**


95EL223036CCT



Type: Smart LED ceiling lamp
Power: 36W
Lumens: 2160lm
Efficiency: 60lm/W
Body colour: Gold
Material: Metal + PMMA
**Built-in Tuya intelligent module*

LED warm WHITE 3000K neutral WHITE 4000K cold WHITE 6500K **SETTABLE** **G**
WiFi **tuya** **DIMMABLE**


95EL226636CCT



Type: Smart LED ceiling lamp
Power: 36W
Lumens: 2160lm
Efficiency: 60lm/W
Body colour: Transparent Brown
Material: Metal + PMMA
**Built-in Tuya intelligent module*

LED warm WHITE 3000K neutral WHITE 4000K cold WHITE 6500K **SETTABLE** **G**
WiFi **tuya** **DIMMABLE**


95EL220236CCT



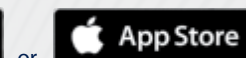
Type: Smart LED ceiling lamp
Power: 36W
Lumens: 2160lm
Efficiency: 60lm/W
Body colour: White, Grey & Brown
Material: Metal + PMMA
**Built-in Tuya intelligent module*

LED warm WHITE 3000K neutral WHITE 4000K cold WHITE 6500K **SETTABLE** **G**
WiFi **tuya** **DIMMABLE**

95EL220260CCT



Type: Smart LED ceiling lamp
Power: 60W
Lumens: 3600lm
Efficiency: 60lm/W
Body colour: White, Grey & Brown
Material: Metal + PMMA
**Built-in Tuya intelligent module*





95LIGHTS6




95NEIL14LED/WH

Click on the image & view the price

WALL & CEILING LAMPS



95LIGHTS6



Type: LED wall lamp
Power: 6W
Lumens: 480lm
Efficiency: 80lm/W
Body colour: White
Material: Aluminum



95NEIL14LED/WH



Type: LED Ceiling lamp
Power: 14W
Lumens: 770lm
Efficiency: 55lm/W
Body colour: White
Mounting: Surface
Material: Aluminum + Acrylic
Flicker free



Scan QR code for 3D models, IES files & price.

IP40

~230V

30000h

Ra≥80

EMC



95EL401520W/GR



95EL401524W/GR



95EL401536W/GR

Click on the image & view the price

CEILING LAMPS



95EL401520W/GR



Type: LED ceiling lamp
Power: 20W
Lumens: 1600lm
Efficiency: 80lm/W
Body colour: Grey
Material: PP



95EL401524W/GR



Type: LED ceiling lamp
Power: 24W
Lumens: 1920lm
Efficiency: 80lm/W
Body colour: Grey
Material: PP



95EL401536W/GR



Type: LED ceiling lamp
Power: 36W
Lumens: 2880lm
Efficiency: 80lm/W
Body colour: Grey
Material: PP

5 YEARS TOTAL WARRANTY
+ 3 standard
2 extended

- IP54
- ~230V
- >20000
- 30000h
- Ra≥80
- RoHS
- EMC
- CE

Scan QR code for 3D models, IES files & price.



95EL229112W/WH
95EL229118W/WH
95EL229128W/WH
95EL229145W/WH

Click on the image
& view the price

CEILING LAMPS

3 YEARS TOTAL WARRANTY
+ 3 standard
0 extended

IP54

~230V

>20000

30000h

Ra≥80

RoHS

EMC

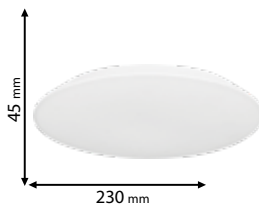
CE

Scan QR code for 3D models,
IES files & price.

300



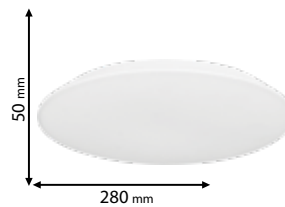
95EL229112W/WH



Type: LED ceiling lamp
Power: 12W
Lumens: 840lm
Efficiency: 70lm/W
Body colour: White
Material: PP




95EL229118W/WH



Type: LED ceiling lamp
Power: 18W
Lumens: 1260lm
Efficiency: 70lm/W
Body colour: White
Material: PP




95EL229128W/WH



Type: LED ceiling lamp
Power: 28W
Lumens: 1960lm
Efficiency: 70lm/W
Body colour: White
Material: PP



95EL229145W/WH



Type: LED ceiling lamp
Power: 45W
Lumens: 3150lm
Efficiency: 70lm/W
Body colour: White
Material: PP

Recommended bulb



E27

page 742

ELMARK
The Brand of Electricity



95EL218130W/WH



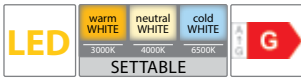
99DS409



958300WH/2

Click on the image & view the price

CEILING LAMP WITH SETTABLE COLOUR TEMPERATURE AND SENSOR

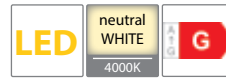


95EL218130W/WH



Type: LED ceiling lamp
Power: 30W
Lumens: 2400lm
Efficiency: 80lm/W
Body colour: White & Grey
Material: PP


IP65



99DS409



3 YEARS TOTAL WARRANTY
+ 2 standard
1 extended



Type: Ceiling lamp with sensor
Power: 18W
Lumens: 1560lm
Body colour: White
Material: Plastic
Mounting: Surface

Sensor
Detection distance: max. 6m
Ambient Light: < 3-2000LUX
Time-Delay: 10 sec ± 3 sec to 3 min ± 30 sec (adjustable)


IP40



958300WH/2



3 YEARS TOTAL WARRANTY
+ 2 standard
1 extended



Type: Ceiling lamp with sensor
Body colour: White
Material: Metal + Glass
Max.: 2x25W

Sensor
Detection range: 360°
Detection distance: max.5m
Time-Delay: 7sec to 8 min (adjustable)
Installation height: 2.2 - 4m

IP20

INDOOR | WALL & CEILING LAMPS

5 YEARS TOTAL WARRANTY
+ 3 standard
2 extended

- ~230V
- >20000
- 30000h
- Ra≥80
- RoHS
- EMC
- CE

Scan QR code for 3D models, IES files & price.



**UV
DISINFECTION**

99DS201

Click on the image
& view the price

UV DISINFECTION WALL LAMP

3 YEARS TOTAL WARRANTY
+ 3 standard
0 extended



99DS201



Type: Wall lamp with sensor
Power: 10W
Lumens: 800lm
Body colour: White
Material: Polycarbonate
Mounting: Surface

Sensor

Detection range: 140°
Detection distance: max. 9m
Installation height: 1.8-2m
Ambient Light: < 3-2000LUX (adjustable)
Time-Delay: 10 sec ± 3 sec to 3 min ± 30 sec (adjustable)

Automatically switching from disinfection mode to normal mode, via infrared sensor

UV Lamp mode: Prohibit disinfecting time: 5min
Power: 3W
Disinfecting time: 30 min



IP40

~230V

SMD 2835

30000h

Ra≥80

EMC

Scan QR code for 3D models, IES files & price.



99DS408



99USB2



9HINGE2

Click on the image & view the price

CABINET & NIGHT LAMPS



99DS408



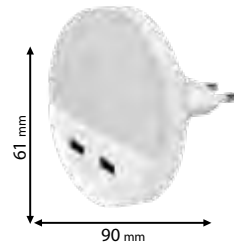
Type: Cabinet lamp with sensor
Power: 1.5W
Body colour: White
Material: ABS
Mode: ON/OFF & Auto
Battery: 3 X AAA
Sensor distance: max. 4m
Duration: 30s
Sensors: PIR sensor- work when light intensity is less than 10lx



99USB2



Type: LED Night lamp with USB
Power: 0.5W
Body colour: White
Material: ABS
Mode: ON/OFF & auto
Sensors: PIR sensor- work when light intensity is less than 10lx



9HINGE2



Type: Cabinet lamp
Power: 2W
Body colour: Grey
Material: ABS
Easy to install and convenient to use
Operated by 12V 23A battery (Not included)
When opening the cabinet, lamp will turn on automatically. When closing the cabinet, the light turns off.



5 YEARS TOTAL WARRANTY
+ 3 standard
+ 2 extended

IP20

~230V

Scan QR code for 3D models, IES files & price.



95EL124870/CH



95EL124570/W

Click on the image & view the price

CHANDELIERS WITH FAN

5 YEARS TOTAL WARRANTY
+ 3 standard
2 extended

IP20

~230V

30000h


Ra≥80



LED warm WHITE 3000K neutral WHITE 4000K cold WHITE 6500K **SETTABLE** **A++ G**

DIMMABLE

95EL124870/CH




Type: LED chandelier + fan
Fan power: 70W
Light power: 24W
Lumens: 1100lm
Body colour: Chrome
Material: Stainless steel + Copper
Control: Remote control
**Settable colour temperature*

LED warm WHITE 3000K neutral WHITE 4000K cold WHITE 6500K **SETTABLE** **A++ G**

DIMMABLE

95EL124570/W



Type: LED chandelier + fan
Fan power: 70W
Light power: 20W
Lumens: 1000lm
Body colour: Chrome & Wood
Material: Stainless steel + Wood
Control: Remote control
**Settable colour temperature*

Scan QR code for 3D models, IES files & price.



99EL50390940/WH



99EL50510940/WH

Click on the image & view the price

WALL LAMPS WITH DOUBLE LIGHTS



99EL50390940/WH



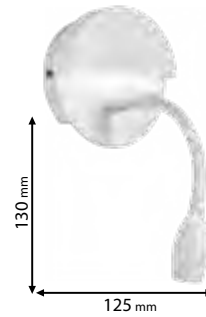
Type: LED wall lamp
Power: 3W+6W
Lumens: 150lm+300lm
Body colour: White
Material: Aluminum + PC
Mounting: Surface
**With 2 Switch ON/OFF for Front and Back Lights*



99EL50510940/WH



Type: LED wall lamp
Power: 3W+8W
Lumens: 150lm+550lm
Body colour: White
Material: Aluminum + PC
Mounting: Surface
**With ON/OFF switch*



5 YEARS TOTAL WARRANTY
+ 3 standard
+ 2 extended

IP20

~230V

30000h

Ra≥80

RoHS

EMC

CE

Scan QR code for 3D models, IES files & price.



99EL1240630/BL
99EL1240640/BL



99EL50600930/WH
99EL50600940/WH

Click on the image & view the price

WALL LAMPS WITH DOUBLE LIGHTS

5 YEARS TOTAL WARRANTY
+ 3 standard
2 extended

IP20

~230V

30000h

Ra≥80

RoHS

EMC

CE

Scan QR code for 3D models, IES files & price.




99EL1240630/BL



Type: LED Wall Lamp
Power: 2x3W
Lumens: 2x240lm
Efficiency: 80lm/W
Body Colour: Black
Material: Aluminum + Iron
Mounting: Surface
**Switch ON/OFF*



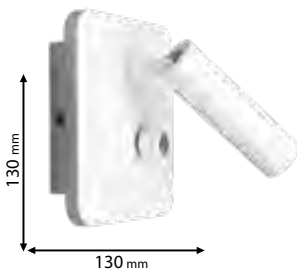
99EL1240640/BL



Type: LED Wall Lamp
Power: 2x3W
Lumens: 2x240lm
Efficiency: 80lm/W
Body Colour: Black
Material: Aluminum + Iron
Mounting: Surface
**Switch ON/OFF*




99EL50600930/WH



Type: LED wall lamp
Power: 3W+6W
Lumens: 150lm+300lm
Body colour: White
Material: Aluminum + PC
Mounting: Surface
**Switch: 3 position- back light, front light, back & front light*



99EL50600940/WH



Type: LED wall lamp
Power: 3W+6W
Lumens: 150lm+300lm
Body colour: White
Material: Aluminum + PC
Mounting: Surface
**Switch: 3 position- back light, front light, back & front light*



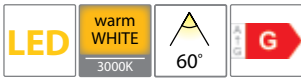
99LWL03WW/WH
99LWL03/WH



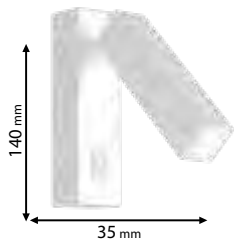
99LWL06WW/WH
99LWL06/WH

Click on the image & view the price

WALL LAMPS




99LWL03WW/WH



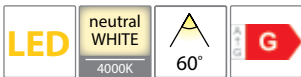
Type: LED wall lamp
Power: 3W
Lumens: 195lm
Body colour: White
Mounting: Surface
Material: Aluminum
**With ON/OFF switch*



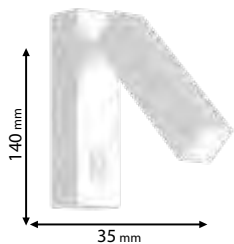
99LWL06WW/WH



Type: LED wall lamp
Power: 3W+3W
Lumens: 195lm+195lm
Body colour: White
Mounting: Surface
Material: Aluminum
**With USB 2A and 2 switch ON/OFF for front & back lights*




99LWL03/WH



Type: LED wall lamp
Power: 3W
Lumens: 195lm
Body colour: White
Mounting: Surface
Material: Aluminum
**With ON/OFF switch*



99LWL06/WH



Type: LED wall lamp
Power: 3W+3W
Lumens: 195lm+195lm
Body colour: White
Mounting: Surface
Material: Aluminum
**With USB 2A and 2 switch ON/OFF for front & back lights*

5 YEARS TOTAL WARRANTY
+ 3 standard
2 extended

IP20

~230V

30000h

Ra≥80

RoHS

EMC

CE

Scan QR code for 3D models, IES files & price.



95MALIA12LED/BL



95MALIA24LED/BL

Click on the image & view the price

WALL LAMPS MALIA




95MALIA12LED/BL



Type: LED wall lamp
Power: 12W
Lumens: 660lm
Efficiency: 55lm/W
Body colour: Black
Mounting: Surface
Material: Aluminum + Acrylic



95MALIA24LED/BL



Type: LED wall lamp
Power: 24W
Lumens: 1320lm
Efficiency: 55lm/W
Body colour: Black
Mounting: Surface
Material: Aluminum + Acrylic



5 YEARS TOTAL WARRANTY
+ 3 standard
2 extended

IP20

~230V

SMD
2835

30000h

Ra≥80

EMC

Scan QR code for 3D models, IES files & price.



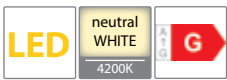
95MALIA12LED/WH




95MALIA24LED/WH

Click on the image & view the price

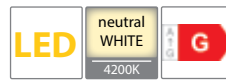
WALL LAMPS MALIA




95MALIA12LED/WH



Type: LED wall lamp
Power: 12W
Lumens: 660lm
Efficiency: 55lm/W
Body colour: White
Mounting: Surface
Material: Aluminum + Acrylic



95MALIA24LED/WH



Type: LED wall lamp
Power: 24W
Lumens: 1320lm
Efficiency: 55lm/W
Body colour: White
Mounting: Surface
Material: Aluminum + Acrylic



5 YEARS TOTAL WARRANTY
+ 3 standard
2 extended

- IP20
- ~230V
- SMD 2835
- 30000h
- Ra≥80
- EMC

Scan QR code for 3D models, IES files & price.



955PICASSO12/AB



955PICASSO08/AB



955PICASSO12/SN



955PICASSO08/SN

Click on the image & view the price

PICTURE LIGHTING FIXTURES

5 YEARS TOTAL WARRANTY
+ 3 standard
2 extended

IP40

~230V

Ra≥80


EMC

CE

Scan QR code for 3D models, IES files & price.

LED neutral WHITE 4000K 30° **F**

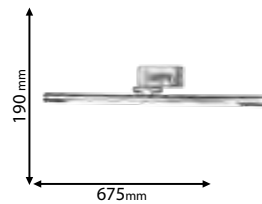
955PICASSO12/AB



Type: LED Picture Light
Power: 12W
Lumens: 960lm
Efficiency: 80lm/W
Body colour: Antique brass
Material: Metal

LED neutral WHITE 4000K 30° **F**

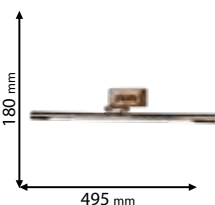
955PICASSO12/SN



Type: LED Picture Light
Power: 12W
Lumens: 960lm
Efficiency: 80lm/W
Body colour: Satin nickel
Material: Metal

LED neutral WHITE 4000K 30° **F**

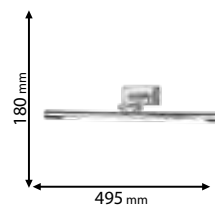
955PICASSO08/AB



Type: LED Picture Light
Power: 8W
Lumens: 640lm
Efficiency: 80lm/W
Body colour: Antique brass
Material: Metal

LED neutral WHITE 4000K 30° **F**

955PICASSO08/SN



Type: LED Picture Light
Power: 8W
Lumens: 640lm
Efficiency: 80lm/W
Body colour: Satin nickel
Material: Metal



99LPL094WW/GBR
99LPL094/GBR



99LPL094WW/ABR
99LPL094/ABR



99LPL094WW/BL
99LPL094/BL




99LPL094WW/WH
99LPL094/WH

Click on the image & view the price

PICTURE LIGHTING FIXTURES

LED 120° G warm WHITE 3000K
neutral WHITE 4000K

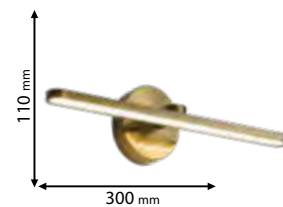
99LPL094WW/GBR
99LPL094/GBR



Type: LED picture light
Power: 9.4W
Lumens: 610lm
Efficiency: 65lm/W
Body colour: Green bronze
Material: Iron + Aluminum + Acrylic

LED 120° G warm WHITE 3000K
neutral WHITE 4000K


99LPL094WW/ABR
99LPL094/ABR



Type: LED picture light
Power: 9.4W
Lumens: 610lm
Efficiency: 65lm/W
Body colour: Antique brass
Material: Iron + Aluminum + Acrylic

LED 120° G warm WHITE 3000K
neutral WHITE 4000K


99LPL094WW/BL
99LPL094/BL



Type: LED picture light
Power: 9.4W
Lumens: 610lm
Efficiency: 65lm/W
Body colour: Black
Material: Iron + Aluminum + Acrylic

LED 120° G warm WHITE 3000K
neutral WHITE 4000K

99LPL094WW/WH
99LPL094/WH



Type: LED picture light
Power: 9.4W
Lumens: 610lm
Efficiency: 65lm/W
Body colour: White
Material: Iron + Aluminum + Acrylic

5 YEARS TOTAL WARRANTY
+ 3 standard
2 extended

IP40

~230V

Ra≥80

EMC

CE

Scan QR code for 3D models, IES files & price.



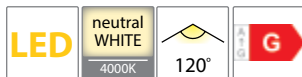
99WT06/BL
99WT12/BL




99WTE12/BL

Click on the image
& view the price

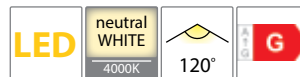
PICTURE LIGHTING FIXTURES




99WT06/BL



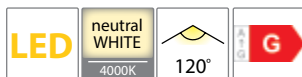
Type: LED picture light
Power: 6W
Lumens: 390lm
Efficiency: 65lm/W
Body colour: Black
Material: Iron + Aluminum + Acrylic




99WT12/BL



Type: LED picture light
Power: 12W
Lumens: 780lm
Efficiency: 65lm/W
Body colour: Black
Material: Iron + Aluminum + Acrylic



99WTE12/BL



Type: LED picture light
Power: 12W
Lumens: 780lm
Efficiency: 65lm/W
Body colour: Black
Material: Iron + Acrylic

5 YEARS TOTAL WARRANTY
+ 3 standard
2 extended

IP40

~230V

Ra≥80

EMC

CE

Scan QR code for 3D models,
IES files & price.

LED PROFILES






Click on the image & view the price

ACOUSTIC LED FIXTURES




- 99ACOUSTIC1200/BL
- 99ACOUSTIC1200/WH
- 99ACOUSTIC1200/GR



Type: Acoustic sound baffle
Colour: Black | White | Grey
Depth: 9 mm
Material: Polyester
Acoustic rating: 0.85 NRC



- 99ACOUSTIC2400/BL
- 99ACOUSTIC2400/WH
- 99ACOUSTIC2400/GR



Type: Acoustic sound baffle
Colour: Black | White | Grey
Depth: 9 mm
Material: Polyester
Acoustic rating: 0.85 NRC

IP20

RoHS COMPLIANT

CE

Scan QR code for 3D models and ULD-DIALux files



Application: Acoustic sound baffle find application in many work and office spaces, conference and presentation halls, meeting rooms, retails, institutional and more. They significantly reduce noise pollution, minimizing reverberation and echo in the room, absorbing any reflect sounds from other surfaces, thereby increasing speech intelligibility and communication. They are mounted on the ceiling in rows or columns.

Features: High quality and easy mounting | Lightweight | Safe and non-toxic | Available in three colours | Possibility to create custom design

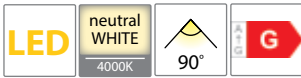
Mounting: Hanging. Attach one piece of wire/cord onto each of the 2 eye hooks on the baffle. Then attach the other end of the wire to two equally-spaced hooks in the ceiling




99SM36S4020A/GR
99SM36S4040A/GR
99SM36S4050A/GR

Click on the image & view the price

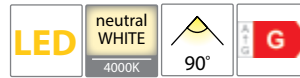
ACOUSTIC LED FIXTURES




- 99SM36S4020A/BL
- 99SM36S4020A/WH
- 99SM36S4020A/GR



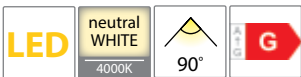
Type: Acoustic LED profile
Power: 20W
Lumens: 1600lm
Efficiency: 80lm/W
Body colour: Black | White | Grey
Width: 55 mm
Driver: 42V SELV
Light Source: Samsung
Mounting: Hanging
Material: Aluminum + PC




- 99SM36S4040A/BL
- 99SM36S4040A/WH
- 99SM36S4040A/GR



Type: Acoustic LED profile
Power: 40W
Lumens: 32000lm
Efficiency: 80lm/W
Body colour: Black | White | Grey
Width: 55 mm
Driver: 42V SELV
Light Source: Samsung
Mounting: Hanging
Material: Aluminum + PC



- 99SM36S4050A/BL
- 99SM36S4050A/WH
- 99SM36S4050A/GR



Type: Acoustic LED profile
Power: 50W
Lumens: 4000lm
Efficiency: 80lm/W
Body colour: Black | White | Grey
Width: 55 mm
Driver: 42V SELV
Light Source: Samsung
Mounting: Hanging
Material: Aluminum + PC

INSTALLATION ACCESSORIES FOR LED PROFILES



99ACC51



Suspension wire

99ACC52



Suspension wire with console

5 YEARS TOTAL WARRANTY
+ 3 standard
+ 2 extended

IP40

~230V

Ra≥80

EMC

CE

Scan QR code for 3D models, IES files & price.



99RING6004035/GR
99RING8004060/GR
99RING10004075/GR
99RING11504096/GR

99RING6004035/WH
99RING8004060/WH
99RING10004075/WH
99RING11504096/WH

99RING6004035/BL
99RING8004060/BL
99RING10004075/BL
99RING11504096/BL

Click on the image & view the price

LED RINGS FOR HANGING MOUNTING

5 YEARS TOTAL WARRANTY
+ 3 standard
2 extended

IP40

~230V


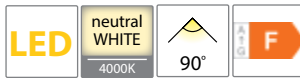
Ra≥80

EMC

RoHS COMPLIANT


CE

Scan QR code for 3D models, IES files & price.




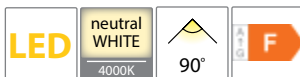
- 99RING6004035/BL
- 99RING6004035/WH
- 99RING6004035/GR

Type: LED ring
Power: 35W
Lumens: 3500lm
Efficiency: 100lm/W
Body colour: Black | White | Grey
Mounting: Hanging
Material: Aluminum + PC



- 99RING8004060/BL
- 99RING8004060/WH
- 99RING8004060/GR

Type: LED ring
Power: 42W
Lumens: 4200lm
Efficiency: 100lm/W
Body colour: Black | White | Grey
Mounting: Hanging
Material: Aluminum + PC




- 99RING10004075/BL
- 99RING10004075/WH
- 99RING10004075/GR

Type: LED ring
Power: 50W
Lumens: 5000lm
Efficiency: 100lm/W
Body colour: Black | White | Grey
Width: 55 mm
Mounting: Hanging
Material: Aluminum + PC



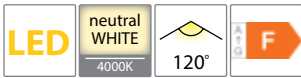
- 99RING11504096/BL
- 99RING11504096/WH
- 99RING11504096/GR

Type: LED ring
Power: 63W
Lumens: 6300lm
Efficiency: 100lm/W
Body colour: Black | White | Grey
Mounting: Hanging
Material: Aluminum + PC

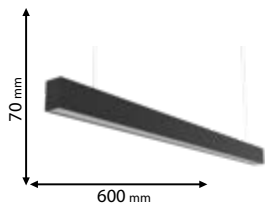


99XPOM602440/BL
99XPOM1204040/BL

LED PROFILES FOR HANGING AND SURFACE MOUNTING



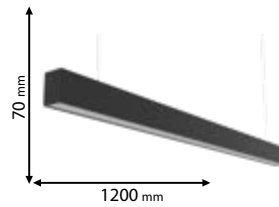
99XPOM602440/BL



Type: LED profile
Power: 24W
Lumens: 2160lm
Efficiency: 90lm/W
Body colour: Black
Mounting: Surface/Hanging
Material: Aluminum + PC



99XPOM1204040/BL



Type: LED profile
Power: 40W
Lumens: 3600lm
Efficiency: 90lm/W
Body colour: Black
Mounting: Surface/Hanging
Material: Aluminum + PC


Click on the image & view the price

2 YEARS TOTAL WARRANTY
+ 2 standard
0 extended

- IP40
- ~230V
- Ra≥80
- EMC
- CE

* The products are available independently and cannot be used to create lighting systems with additional elements.

Scan QR code for 3D models, IES files & price.



99POM602430/BL
99POM602440/BL
99POM1505030/BL
99POM1505040/BL

Click on the image & view the price

LED PROFILES FOR HANGING AND SURFACE MOUNTING

5 YEARS TOTAL WARRANTY
+ 3 standard
2 extended

IP40

~230V

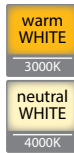
Ra≥80

EMC

RoHS COMPLIANT


CE

Scan QR code for 3D models, IES files & price.

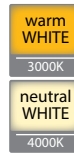
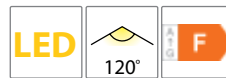


99POM602430/BL

99POM602440/BL




Type: LED profile
Power: 24W
Lumens: 2400lm
Efficiency: 100lm/W
Body colour: Black
Mounting: Surface/Hanging
Material: Aluminum + PC

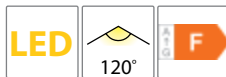


99POM1505030/BL

99POM1505040/BL

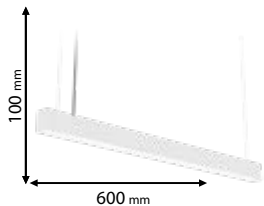


Type: LED profile
Power: 50W
Lumens: 5000lm
Efficiency: 100lm/W
Body colour: Black
Mounting: Surface/Hanging
Material: Aluminum + PC

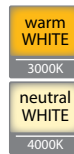
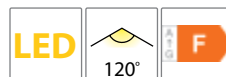


99POM602430/WH

99POM602440/WH

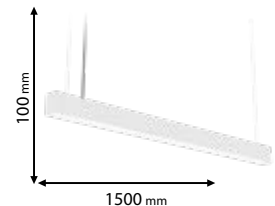


Type: LED profile
Power: 24W
Lumens: 2400lm
Efficiency: 100lm/W
Body colour: White
Mounting: Surface/Hanging
Material: Aluminum + PC



99POM1505030/WH

99POM1505040/WH



Type: LED profile
Power: 50W
Lumens: 5000lm
Efficiency: 100lm/W
Body colour: White
Mounting: Surface/Hanging
Material: Aluminum + PC



99POML30/BL
99POML40/BL




99POMT30/BL
99POMT40/BL

ACCESSORIES FOR LED PROFILES ELMARK FOR HANGING AND SURFACE MOUNTING



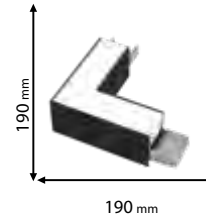
- 99POML30/BL
- 99POML30/WH



Type: L-connector for LED profile
Power: 8W
Lumens: 800
Efficiency: 100lm/W
Body colour: Black | White
Mounting: Surface/Hanging
Material: Aluminum + PC
** Suitable only for ELMARK LED profiles*




- 99POML40/BL
- 99POML40/WH




Type: L-connector for LED profile
Power: 8W
Lumens: 800lm
Efficiency: 100lm/W
Body colour: Black | White
Mounting: Surface/Hanging
Material: Aluminum + PC
** Suitable only for ELMARK LED profiles*



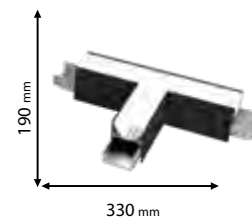
- 99POMT30/BL
- 99POMT30/WH



Type: T-connector for LED profile
Power: 12W
Lumens: 1200lm
Efficiency: 100lm/W
Body colour: Black | White
Mounting: Surface/Hanging
Material: Aluminum + PC
** Suitable only for ELMARK LED profiles*



- 99POMT40/BL
- 99POMT40/WH



Type: T-connector for LED profile
Power: 12W
Lumens: 1200lm
Efficiency: 100lm/W
Body colour: Black | White
Mounting: Surface/Hanging
Material: Aluminum + PC
** Suitable only for ELMARK LED profiles*

Click on the image & view the price

5 YEARS TOTAL WARRANTY
+ 3 standard
2 extended

IP40
~230V
Ra≥80
EMC
CE

Scan QR code for 3D models, IES files & price.



99POMX30/BL
99POMX40/BL



99ACC40



99ACC41

ACCESSORIES FOR LED PROFILES ELMARK FOR HANGING AND SURFACE MOUNTING

Click on the image & view the price

5 YEARS TOTAL WARRANTY
+ 3 standard
2 extended

IP40

~230V

Ra≥80

EMC

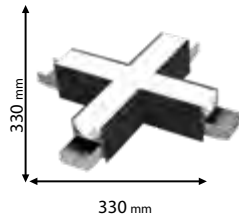
RoHS COMPLIANT

CE

Scan QR code for 3D models, IES files & price.

320

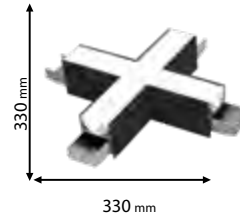
LED warm WHITE 3000K 120° F



- 99POMX30/BL
- 99POMX30/WH

Type: X-connector for LED profile
Power: 15W
Lumens: 1500lm
Efficiency: 100lm/W
Body colour: Black | White
Mounting: Surface/ Hanging
Material: Aluminum + PC
** Suitable only for ELMARK LED profiles*

LED neutral WHITE 4000K 120° F



- 99POMX40/BL
- 99POMX40/WH

Type: X-connector for LED profile
Power: 15W
Lumens: 1500lm
Efficiency: 100lm/W
Body colour: Black | White
Mounting: Surface/ Hanging
Material: Aluminum + PC
** Suitable only for ELMARK LED profiles*

99ACC40



Type: I-connector for LED profile
Mounting: Between 2 profiles for surface or hanging mount
Material: Metal
** Suitable only for ELMARK LED profiles for joining 2 profiles*

99ACC41



Type: Parts for surface mounting- 2 pieces SET
Mounting: Ceiling
Material: Metal
** Suitable only for ELMARK LED profiles for their installation surface on ceiling*

*Options with emergency kit



page 487



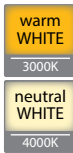
99PFM602430/WH
99PFM602440/WH
99PFM1505030/WH
99PFM1505040/WH



99PFM602430/BL
99PFM602440/BL
99PFM1505030/BL
99PFM1505040/BL

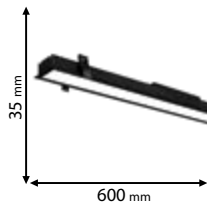
Click on the image & view the price

LED PROFILES FOR RECESSED MOUNTING

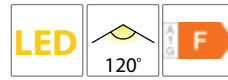


99PFM602430/BL

99PFM602440/BL




Type: LED profile*
Power: 24W
Lumens: 2400lm
Efficiency: 100lm/W
Body colour: Black
Mounting: Recessed
Material: Aluminum + PC

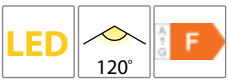


99PFM1505030/BL

99PFM1505040/BL

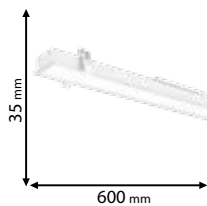


Type: LED profile*
Power: 50W
Lumens: 5000lm
Efficiency: 100lm/W
Body colour: Black
Mounting: Recessed
Material: Aluminum + PC

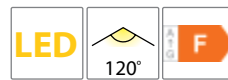


99PFM602430/WH

99PFM602440/WH




Type: LED profile*
Power: 24W
Lumens: 2400lm
Efficiency: 100lm/W
Body colour: White
Mounting: Recessed
Material: Aluminum + PC



99PFM1505030/WH

99PFM1505040/WH



Type: LED profile*
Power: 50W
Lumens: 5000lm
Efficiency: 100lm/W
Body colour: White
Mounting: Recessed
Material: Aluminum + PC

5 YEARS TOTAL WARRANTY
+ 3 standard
2 extended

IP40
~230V
Ra≥80
EMC
CE

Scan QR code for 3D models, IES files & price.



99PFML30/BL
99PFML40/BL



99PFMT30/BL
99PFMT40/BL

Click on the image & view the price

ACCESSORIES FOR LED PROFILES FOR RECESSED MOUNTING

5 YEARS TOTAL WARRANTY
+ 3 standard
2 extended

IP40

~230V

Ra≥80

EMC

RoHS COMPLIANT

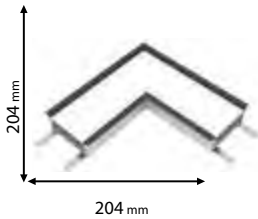
CE

Scan QR code for 3D models, IES files & price.

322

LED warm WHITE 3000K 120° F

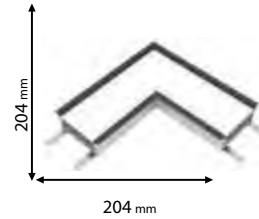
- 99PFML30/BL
- 99PFML30/WH



Type: L-connector for LED profile
Power: 8W
Lumens: 800lm
Efficiency: 100lm/W
Body colour: Black | White
Mounting: Recessed
Material: Aluminum + PC

LED neutral WHITE 4000K 120° F

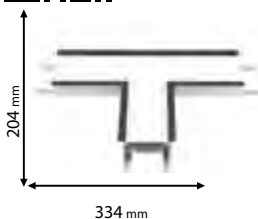
- 99PFML40/BL
- 99PFML40/WH



Type: L-connector for LED profile
Power: 8W
Lumens: 800lm
Efficiency: 100lm/W
Body colour: Black | White
Mounting: Recessed
Material: Aluminum + PC

LED warm WHITE 3000K 120° F

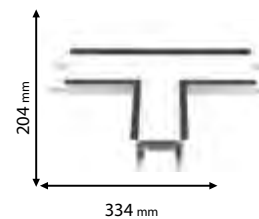
- 99PFMT30/BL
- 99PFMT30/WH



Type: T-connector for LED profile
Power: 12W
Lumens: 1200lm
Efficiency: 100lm/W
Body colour: Black | White
Mounting: Recessed
Material: Aluminum + PC

LED neutral WHITE 4000K 120° F

- 99PFMT40/BL
- 99PFMT40/WH



Type: T-connector for LED profile
Power: 12W
Lumens: 1200lm
Efficiency: 100lm/W
Body colour: Black | White
Mounting: Recessed
Material: Aluminum + PC



99PFMX30/BL
99PFMX40/BL



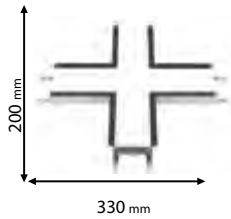
99PFMI30/BL
99PFMI40/BL

ACCESSORIES FOR LED PROFILES FOR RECESSED MOUNTING

Click on the image & view the price

LED warm WHITE 3000K 120° F

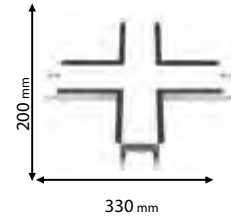
- 99PFMX30/BL
- 99PFMX30/WH



Type: X-connector for LED profile
Power: 15W
Lumens: 1500lm
Efficiency: 100lm/W
Body colour: Black | White
Mounting: Recessed
Material: Aluminum + PC

LED neutral WHITE 4000K 120° F

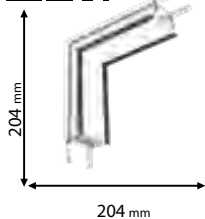
- 99PFMX40/BL
- 99PFMX40/WH



Type: X-connector for LED profile
Power: 15W
Lumens: 1500lm
Efficiency: 100lm/W
Body colour: Black | White
Mounting: Recessed
Material: Aluminum + PC

LED warm WHITE 3000K 120° F

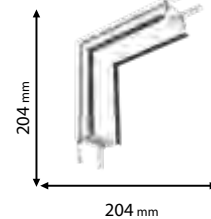
- 99PFMI30/BL
- 99PFMI30/WH



Type: Inside corner for LED profile
Power: 8W
Lumens: 800lm
Efficiency: 100lm/W
Body colour: Black | White
Mounting: Recessed
Material: Aluminum + PC

LED neutral WHITE 4000K 120° F

- 99PFMI40/BL
- 99PFMI40/WH



Type: Inside corner for LED profile
Power: 8W
Lumens: 800lm
Efficiency: 100lm/W
Body colour: Black | White
Mounting: Recessed
Material: Aluminum + PC

5 YEARS TOTAL WARRANTY
+ 3 standard
2 extended

- IP40
- ~230V
- Ra≥80
- EMC
- RoHS COMPLIANT
- CE

Scan QR code for 3D models, IES files & price.



95204550


Click on the image & view the price

COMMERCIAL LED FIXTURES

5 YEARS TOTAL WARRANTY
+ 3 standard
2 extended

LED neutral WHITE 4000K 120° F

95204550



Type: Commercial LED fixture
Power: 50W
Lumens: 4800lm
Efficiency: 96lm/W
Body colour: Grey
Mounting: Surface
Material: Aluminum + PC

92ACC03



Type: Wire and fittings for hanging mounting 2.5m
Mounting: on commercial fixture with cat. number 95204550
Material: Metal

IP40

~230V

Ra≥80

EMC

RoHS COMPLIANT

CE

Scan QR code for 3D models, IES files & price.

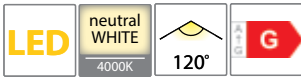




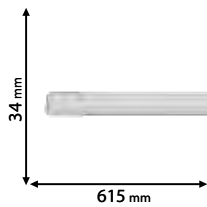
9MOD18W
9MOD36W

Click on the image
& view the price

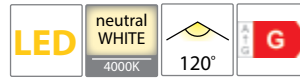
LED FIXTURE FOR SURFACE MOUNTING



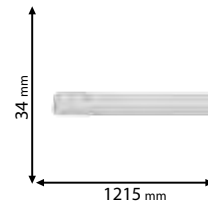
9MOD18W



Type: LED mod fixture
Power: 18W
Lumens: 1100lm
Efficiency: 61lm/W
Body colour: White
Mounting: Surface
Material: PC+Iron



9MOD36W



Type: LED mod fixture
Power: 36W
Lumens: 2200lm
Efficiency: 61lm/W
Body colour: White
Material: PC+Iron

3 YEARS TOTAL WARRANTY
+ 3 standard
0 extended

IP40

~230V

Ra≥80

EMC

RoHS COMPLIANT

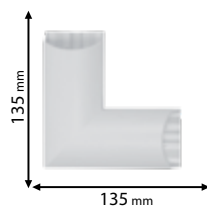
CE

CONNECTORS FOR
9MOD18W & 9MOD36W



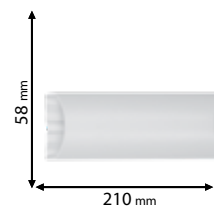
9MODL

Type: Connector 90° L-type for
9MOD18W & 9MOD36W
Material: PC




9MODI

Type: Coupling 180° I-type for
9MOD18W & 9MOD36W
Material: PC



9MODT

Type: T-joint for 9MOD18W &
9MOD36W
Material: PC



Scan QR code for 3D models,
IES files & price.



9XREMY18LED
 9XREMY18LED/CW
 9XREMY36LED
 9XREMY36LED/CW

Click on the image & view the price

LED FIXTURE FOR SURFACE MOUNTING

2 YEARS TOTAL WARRANTY
 + 2 standard 0 extended

IP40

~230V

Ra≥80

EMC


RoHS COMPLIANT

CE

Scan QR code for 3D models, IES files & price.




9XREMY18LED



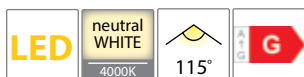
Type: LED fixture
 Power: 18W
 Lumens: 1650lm
 Efficiency: 92lm/W
 Body colour: White
 Mounting: Surface
 Material: PP+PC




9XREMY18LED/CW



Type: LED fixture
 Power: 18W
 Lumens: 1650lm
 Efficiency: 92lm/W
 Body colour: White
 Mounting: Surface
 Material: PP+PC




9XREMY36LED



Type: LED fixture
 Power: 36W
 Lumens: 3300lm
 Efficiency: 92lm/W
 Body colour: White
 Mounting: Surface
 Material: PP+PC



9XREMY36LED/CW



Type: LED fixture
 Power: 36W
 Lumens: 3300lm
 Efficiency: 92lm/W
 Body colour: White
 Mounting: Surface
 Material: PP+PC




910109LW
910109LCW

LIGHTING FIXTURE WITH LED TUBES, SURFACE MOUNTING

Click on the image & view the price




910109LW



Type: LED fixture with LED tube
T8 Stellar
Power: 9W
Lumens: 630lm
Efficiency: 70lm/W
Body colour: White
Mounting: Surface
Material: Aluminum + PC



910109LCW



Type: LED fixture with LED tube
T8 Stellar
Power: 9W
Lumens: 630lm
Efficiency: 70lm/W
Body colour: White
Mounting: Surface
Material: Aluminum + PC

2 YEARS TOTAL WARRANTY
+ 2 standard
0 extended

IP21

~230V

G13

Ra≥80

EMC

RoHS COMPLIANT

CE


Scan QR code for 3D models, IES files & price.

Recommended tube



G13

page 486




99POM121/BL
99POM122/BL


Click on the image
& view the price

LIGHTING FIXTURES FOR LED TUBES T8 FOR SURFACE OR HANGING MOUNTING, IP40

3 YEARS TOTAL WARRANTY
+ 3 standard
0 extended

Lamps Not Included  1xG13

99POM121/BL




Type: Empty lighting fixtures for single ended tubes T8
LED tube size: 1x1200mm (1x18W)
Body Colour: Black
Material: Metal + PP
Height: 53 mm
*With hanging parts 1m



Lamps Not Included  2xG13

99POM122/BL



Type: Empty lighting fixtures for single ended tubes T8
LED tube size: 2x1200mm (2x18W)
Body Colour: Black
Material: Metal + PP
Height: 53
*With hanging parts 1m



IP20

~230V

RoHS
COMPLIANT

CE

Scan QR code for 3D models, IES files & price.

Recommended tube



G13

page 486

ELMARK

The Brand of Electricity



99POM121/WH
99POM122/WH


Click on the image
& view the price

LIGHTING FIXTURES FOR LED TUBES T8 FOR SURFACE OR HANGING MOUNTING, IP40

Lamps
Not Included



99POM121/WH




Type: Empty lighting fixtures
for single ended tubes T8
LED tube size: 1x1200mm
(1x18W)
Body Colour: White
Material: Metal + PP
Height: 53 mm
*With hanging parts 1m

Lamps
Not Included



99POM122/WH



Type: Empty lighting fixtures
for single ended tubes T8
LED tube size: 2x1200mm
(2x18W)
Body Colour: White
Material: Metal + PP
Height: 53
*With hanging parts 1m



3 YEARS TOTAL
WARRANTY
+ 3 standard
0 extended

IP20

~230V

RoHS
COMPLAINT

CE

Scan QR code for 3D models,
IES files & price.

Download ELMARK
BUSINESS APP

from www.elmarkholding.eu or for mobile from

Google Play

or App Store

*Options with emergency kit



page 489



9LOM460LED
9LOM460LEDCW



9LOM260LED
9LOM260LEDCW



9LOM2120LED
9LOM2120LEDCW

Click on the image & view the price

LIGHTING FIXTURE WITH LED TUBES, SURFACE MOUNTING

2 YEARS TOTAL WARRANTY
+ 2 standard
0 extended

IP21

~230V


G13

Ra≥80

EMC


RoHS COMPLIANT

CE




neutral WHITE 9LOM260LED
4000K
cold WHITE 9LOM260LEDCW
6400K

Type: LED fixture with LED tubes T8 Stellar*
Power: 2x9W
Lumens: 1170lm
Efficiency: 65lm/W
Body colour: White
Mounting: Surface
Material: Steel + Aluminum



neutral WHITE 9LOM460LED
4000K
cold WHITE 9LOM460LEDCW
6400K

Type: Square LED fixture with LED tubes T8 Stellar*
Power: 4x9W
Lumens: 2340lm
Efficiency: 65lm/W
Body colour: White
Mounting: Surface
Material: Steel + Aluminum



neutral WHITE 9LOM2120LED
4000K
cold WHITE 9LOM2120LEDCW
6400K

Type: LED fixture with LED tube T8 Stellar*
Power: 2x18W
Lumens: 2340lm
Efficiency: 65lm/W
Body colour: White
Mounting: Surface
Material: Aluminum + PC

Scan QR code for 3D models, IES files & price.

*Options with emergency kit



page 490


stell^{ar}



9LBM460LED
9LBM460LEDCW



9LBM260LED
9LBM260LEDCW



9LBM2120LED
9LBM2120LEDCW


Click on the image & view the price

LIGHTING FIXTURE WITH LED TUBES, RECESSED MOUNTING




9LBM260LED
9LBM260LEDCW

Type: LED fixture with LED tubes T8 Stellar*
Power: 2x9W
Lumens: 1170lm
Efficiency: 65lm/W
Body colour: White
Mounting: Recessed
Material: Steel + Aluminum




9LBM460LED
9LBM460LEDCW

Type: Square LED fixture with LED tubes T8 Stellar*
Power: 4x9W
Lumens: 2340lm
Efficiency: 65lm/W
Body colour: White
Mounting: Recessed
Material: Steel + Aluminum



9LBM2120LED
9LBM2120LEDCW

Type: LED fixture with LED tube T8 Stellar*
Power: 2x18W
Lumens: 2340lm
Efficiency: 65lm/W
Body colour: White
Mounting: Recessed
Material: Aluminum + PC



2 YEARS TOTAL WARRANTY
+ 2 standard
0 extended

IP21

~230V

G13

Ra≥80

EMC

RoHS COMPLIANT

CE

Scan QR code for 3D models, IES files & price.



BATHROOM LIGHTING





95IP4411
95IP4414



95IP4411/2

Click on the image & view the price

WATERPROOF BATHROOM LED LIGHTING

5 YEARS TOTAL WARRANTY
+ 3 standard
2 extended

IP44

~230V

Ra≥80

EMC

RoHS COMPLIANT

CE

Scan QR code for 3D models, IES files & price.

334

LED warm WHITE 2700K 120° **F**


95IP4414



Type: Bathroom wall lamp
Power: 8W
Lumens: 504lm
Body colour: Chrome
Mounting: Surface, on wall
Material: Aluminum + PC

LED neutral WHITE 4000K 120° **F**


95IP4411



Type: Bathroom wall lamp
Power: 8W
Lumens: 504lm
Body colour: Chrome
Mounting: Surface, on wall
Material: Aluminum + PC

LED neutral WHITE 4000K 120° **F**

95IP4411/2



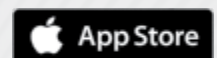
Type: Bathroom wall lamp
Power: 8W
Lumens: 504lm
Body colour: Chrome
Mounting: Surface, over cabinet
Material: Aluminum + PC



Download from www.elmarkholding.eu or for mobile from



or





99LPL12/BL



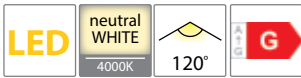
99LPL12/WH



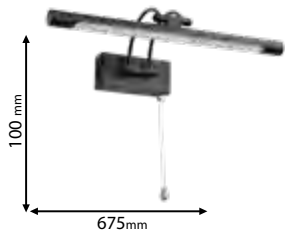
99LBL08/CH
99LBL12/CH

Click on the image
& view the price

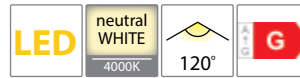
WATERPROOF BATHROOM LED LIGHTING



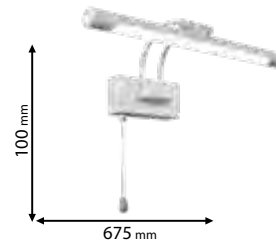
99LPL12/BL



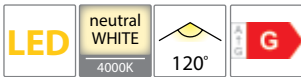
Type: Bathroom wall light
Power: 12W
Lumens: 780lm
Body colour: Black
Material: Iron + Aluminum + PC




99LPL12/WH



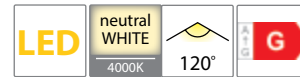
Type: Bathroom wall light
Power: 12W
Lumens: 780lm
Body colour: White
Material: Iron + Aluminum + PC




99LBL08/CH



Type: LED bathroom light
Power: 8W
Lumens: 520lm
Body colour: Chrome
Mounting: Surface on the wall
Material: Stainless Steel + Aluminum + Acrylic



99LBL12/CH



Type: LED bathroom light
Power: 12W
Lumens: 780lm
Body colour: Chrome
Mounting: Surface on the wall
Material: Stainless Steel + Aluminum + Acrylic

5 YEARS TOTAL WARRANTY
+ 3 standard
+ 2 extended

IP44

~230V

Ra≥80

EMC

RoHS COMPLAINT

CE

Scan QR code for 3D models,
IES files & price.



955POSEIDON12
955POSEIDON18
955POSEIDON24

Click on the image
& view the price

WATERPROOF BATHROOM LED LIGHTING

5 YEARS TOTAL WARRANTY
+ 3 standard
2 extended

IP44

~230V

Ra≥80

EMC

Scan QR code for 3D models,
IES files & price.

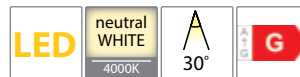
336



955POSEIDON12



Type: Bathroom wall light
Power: 12W
Lumens: 960lm
Body colour: Chrome
Mounting: Surface, on wall
Material: Aluminum alloy



955POSEIDON18



Type: Bathroom wall light
Power: 18W
Lumens: 1440lm
Body colour: Chrome
Mounting: Surface, on wall
Material: Aluminum alloy



955POSEIDON24



Type: Bathroom wall light
Power: 24W
Lumens: 1920lm
Body colour: Chrome
Mounting: Surface, on wall
Material: Aluminum alloy



95IP4412




95IP4413

Click on the image & view the price

WATERPROOF BATHROOM LED LIGHTING

LED neutral WHITE 4000K 133° F


95IP4412



Type: LED mirror light
Power: 15W
Lumens: 1200lm
Body colour: Chrome
Mounting: Surface, on wall
Material: Aluminum + PC

LED neutral WHITE 4000K 133° F

95IP4413



Type: LED mirror light
Power: 20W
Lumens: 1600lm
Body colour: Chrome
Mounting: Surface, on wall
Material: Aluminum + PC

5 YEARS TOTAL WARRANTY
+ 3 standard
+ 2 extended

IP44

~230V

Ra≥80

EMC

RoHS COMPLIANT

CE

Scan QR code for 3D models, IES files & price.

Recommended bulb



GU5.3

page 763



92627/W



92627/SN


Click on the image & view the price

WATERPROOF BATHROOM DOWN LIGHTS, IP44

3 YEARS TOTAL WARRANTY
+ 3 standard
0 extended

Lamps Not Included  1xGU5.3

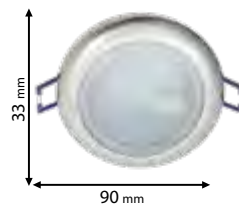
92627/W



Type: Bathroom downlight
Body colour: White
Material: Steel + Glass
Cut size: 60mm
Max.: 50W

Lamps Not Included  1xGU5.3

92627/SN



Type: Bathroom downlight
Body colour: Satin nickel
Material: Steel + Glass
Cut size: 60mm
Max.: 50W

IP44

12V

RoHS COMPLIANT

CE

Scan QR code for 3D models, IES files & price.

Recommended bulb



GU5.3

page 763

ELMARK
The Brand of Electricity



92627/CH



92627/AB


Click on the image
& view the price

WATERPROOF BATHROOM DOWN LIGHTS, IP44

Lamps
Not Included



92627/CH




Type: Bathroom downlight
Body colour: Chrome
Material: Steel + Glass
Cut size: 60mm
Max.: 50W

Lamps
Not Included



92627/AB



Type: Bathroom downlight
Body colour: Antique brass
Material: Steel + Glass
Cut size: 60mm
Max.: 50W

3 YEARS TOTAL WARRANTY
+ 3 standard
0 extended

IP44


12V

RoHS COMPLIANT

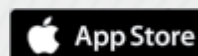
CE

Scan QR code for 3D models,
IES files & price.

Download from www.elmarkholding.eu or for mobile from



or





92DL83TS0530/WH
92DL83TS0540/WH

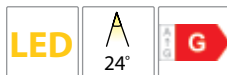


92DL83TS1230/WH
92DL83TS1240/WH

Click on the image
& view the price

RECESSED SPOT LIGHTS, IP65

3 YEARS TOTAL WARRANTY
+ 3 standard
0 extended



warm
WHITE
3000K

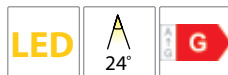
neutral
WHITE
4000K

92DL83TS0530/WH

92DL83TS0540/WH



Type: Round spotlight
Power: 5W
Lumens: 350lm
Efficiency: 70lm/W
Body colour: White
Cut size: 62mm
Height: 80 mm
Material: Aluminum



warm
WHITE
3000K

neutral
WHITE
4000K

92DL83TS1230/WH

92DL83TS1240/WH



Type: Round spotlight
Power: 12W
Lumens: 840lm
Efficiency: 70lm/W
Body colour: White
Cut size: 62mm
Height: 93 mm
Material: Aluminum

IP65

~230V

Ra≥80

EMC


Scan QR code for 3D models,
IES files & price.

Recommended bulb



G9

page 764



955DORIA2



955DORIA3



955DORIA4


Click on the image & view the price

WATERPROOF BATHROOM LED LIGHTING, IP44

Lamps
Not Included



955DORIA2




Type: Waterproof wall lamp
Body colour: Chrome
Diameter of the lamp: 115 mm
Material: Stainless steel + Glass
Max.: 2x40W

Lamps
Not Included



955DORIA3




Type: Waterproof wall lamp
Body colour: Chrome
Diameter of the lamp: 115 mm
Material: Stainless steel + Glass
Max.: 3x40W

Lamps
Not Included



955DORIA4



Type: Waterproof wall lamp
Body colour: Chrome
Diameter of the lamp: 115 mm
Material: Stainless steel + Glass
Max.: 4x40W

3 YEARS TOTAL WARRANTY
+ 3 standard
0 extended

IP44

~230V

RoHS COMPLIANT

CE

Scan QR code for 3D models, IES files & price.



99MIRROR36S1
99MIRROR36S2
99MIRROR48S3



99MIRRORS4


WATERPROOF BATHROOM LED MIRRORS

Click on the image & view the price

5 YEARS TOTAL WARRANTY
+ 3 standard
2 extended

LED neutral WHITE 4000K 120° G
DIMMABLE IP44


99MIRROR36S1



Type: LED mirror light
Power: 36W
Lumens: 1300lm
Mounting: Surface on the wall
Material: Glass
Features & Functions: Touch switch, Dimmable, Memory, Demisting, Back light, Plug-in

LED neutral WHITE 4000K 120° G
DIMMABLE IP44


99MIRROR36S2



Type: LED mirror light
Power: 36W
Lumens: 1300lm
Mounting: Surface on the wall
Material: Glass
Features & Functions: Touch switch, Dimmable, Memory, Demisting, Back light, Plug-in

LED neutral WHITE 4000K 120° G
DIMMABLE IP44


99MIRROR48S3



Type: LED mirror light
Power: 48W
Lumens: 1560lm
Mounting: Surface on the wall
Material: Glass
Features & Functions: Touch switch, Dimmable, Memory, Demisting, Back light, Plug-in

LED neutral WHITE 4000K 120° G
DIMMABLE IP20

99MIRRORS4



Type: LED mirror light
Power: 30W
Lumens: 1650lm
Mounting: Surface, on the wall
Material: Glass
Features & Functions: Touch switch, Dimmable, Memory, Demisting, Plug-in

Scan QR code for 3D models, IES files & price.



99MIRROR24R1
99MIRROR36R2


WATERPROOF BATHROOM LED MIRRORS

Click on the image & view the price

LED neutral WHITE 4000K 120° **G**

DIMMABLE IP44

99MIRROR24R1




Type: LED mirror light
Power: 24W
Lumens: 910lm
Mounting: Surface on the wall
Material: Glass
Features & Functions: Touch switch, Dimmable, Memory, Demisting, Back light, Plug-in

LED neutral WHITE 4000K 120° **G**

DIMMABLE IP44

99MIRROR36R2



Type: LED mirror light
Power: 36W
Lumens: 1300lm
Mounting: Surface on the wall
Material: Glass
Features & Functions: Touch switch, Dimmable, Memory, Demisting, Back light, Plug-in

5 YEARS TOTAL WARRANTY
+ 3 standard
+ 2 extended

IP44

~230V

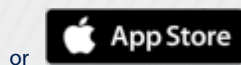
Ra≥80

EMC

RoHS COMPLIANT

CE

Scan QR code for 3D models, IES files & price.





DOWN LIGHTS



Recommended bulb



GU5.3

page 763



GU10

page 760

ELMARK

The Brand of Electricity



925P771R/CL



925772S/CL



925772S/CF

Click on the image & view the price

CRYSTAL DOWN LIGHTS

5 YEARS TOTAL WARRANTY
+ 3 standard
2 extended

Lamps Not Included  1xGU5.3

925P771R/CL



Type: Crystal down light
Body colour: Transparent
Height: 22 mm
Cut size: 60 mm
Material: Aluminum + Polyester + Crystal

Decorative ring with LED light 150lm | 3W Driver for LED ring included

Lamps Not Included  1xGU5.3

925772S/CL



Type: Crystal down light
Body colour: Transparent
Height: 22 mm
Cut size: 60 mm
Material: Aluminum + Polyester + Crystal

Decorative ring with LED light 150lm | 3W Driver for LED ring included

Lamps Not Included  1xGU5.3

925772S/CF



Type: Crystal down light
Body colour: Coffee
Height: 22 mm
Cut size: 60 mm
Material: Aluminum + Polyester + Crystal

Decorative ring with LED light 150lm | 3W Driver for LED ring included

IP20

12V

~230V

RoHS COMPLIANT

CE

Scan QR code for 3D models, IES files & price.

Recommended bulb



GU5.3

page 763



GU10

page 760



925774S/CL



925775S/CL



925773R/CL



925773S/CL

Click on the image & view the price

CRYSTAL DOWN LIGHTS

Lamps
Not Included



925774S/CL



Type: Crystal down light
Body colour: Transparent
Height: 22 mm
Cut size: 60 mm
Material: Aluminum + Polyester + Crystal
Decorative ring with LED light 150lm | 3W Driver for LED ring included



Lamps
Not Included



925775S/CL



Type: Crystal down light
Body colour: Transparent
Height: 22 mm
Cut size: 60 mm
Material: Aluminum + Polyester + Crystal
Decorative ring with LED light 150lm | 3W Driver for LED ring included




Lamps
Not Included



925773R/CL



Type: Round down light
Body colour: Satin nickel
Height: 50 mm
Cut size: 60mm
Material: Stainless steel + Crystal
Max.: 50W




Lamps
Not Included



925773S/CL



Type: Square down light
Body colour: Satin nickel
Height: 50 mm
Cut size: 60mm
Material: Stainless steel + Crystal
Max.: 50W



5 YEARS TOTAL WARRANTY
+ 3 standard
2 extended

IP20

12V

~230V

RoHS COMPLIANT

CE

Scan QR code for 3D models, IES files & price.

Recommended bulb



GU5.3

page 763



GU10

page 760

ELMARK

The Brand of Electricity



925777R/BK



925777S/BK



925778R/CL



925778S/CL

Click on the image & view the price

CRYSTAL DOWN LIGHTS

5 YEARS TOTAL WARRANTY
+ 3 standard
2 extended

Lamps Not Included  1xGU5.3


925777R/BK



Type: Round down light
Body colour: Chrome & Black
Height: 22 mm
Cut size: 60 mm
Material: Aluminum + Glass
Max.: 50W

Lamps Not Included  1xGU5.3


925777S/BK



Type: Square down light
Body colour: Chrome & Black
Height: 22 mm
Cut size: 60 mm
Material: Aluminum + Glass
Max.: 50W

Lamps Not Included  1xGU5.3

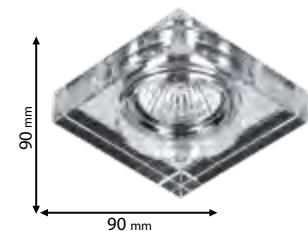
925778R/CL



Type: Round down light
Body colour: Chrome & Transparent
Height: 32 mm
Cut size: 60 mm
Material: Aluminum + Glass
Max.: 50W

Lamps Not Included  1xGU5.3

925778S/CL



Type: Square down light
Body colour: Chrome & Transparent
Height: 32 mm
Cut size: 60 mm
Material: Aluminum + Glass
Max.: 50W

Scan QR code for 3D models, IES files & price.

Recommended bulb



GU5.3

page 763



GU10

page 760

ELMARK

The Brand of Electricity



92045R1/BLFR



92045S1/BLFR



92045S2/BLFR

Click on the image & view the price

RECESSED DOWN LIGHTS

Lamps Not Included



92045R1/BLFR




Type: Round down light
 Body colour: Black
 Height: 45 mm
 Cut size: 70 mm
 Material: Aluminum + Acrylic
 For use with LED bulb only

Lamps Not Included



92045S1/BLFR




Type: Square down light
 Body colour: Black
 Height: 45 mm
 Cut size: 70 mm
 Material: Aluminum + Acrylic
 For use with LED bulb only

Lamps Not Included



92045S2/BLFR



Type: Down light
 Body colour: Black
 Height: 45mm
 Cut size: 165x70mm
 Material: Aluminum + Acrylic
 For use with LED bulb only

5 YEARS TOTAL WARRANTY
 + 3 standard
 + 2 extended

IP20

12V

~230V

RoHS COMPLIANT

CE

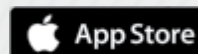
Scan QR code for 3D models, IES files & price.

Download **ELMARK BUSINESS APP**



from www.elmarkholding.eu or for mobile from



or



Recommended bulb

	GU5.3		GU10
	page 763		page 760



92045S3/BLFR



92045S4/BLFR


Click on the image & view the price 

RECESSED DOWN LIGHTS

5 YEARS TOTAL WARRANTY
+ 3 standard
2 extended

Lamps Not Included 


92045S3/BLFR



Type: Down light
Body colour: Black
Hight: 45mm
Cut size: 240x70mm
Material: Aluminum + Acrylic
For use with LED bulb only

Lamps Not Included 

92045S4/BLFR



Type: Down light
Body colour: Black
Hight: 45mm
Cut size: 150x150mm
Material: Aluminum + Acrylic
For use with LED bulb only

IP20

12V

~230V

RoHS COMPLIANT

CE

Scan QR code for 3D models, IES files & price.

Recommended bulb



GU5.3

page 763



GU10

page 760



92045R1/WHFR



92045S1/WHFR



92045S2/WHFR


Click on the image & view the price

RECESSED DOWN LIGHTS

Lamps
Not Included



92045R1/WHFR




Type: Round down light
Body colour: White
Height: 45 mm
Cut size: 70 mm
Material: Aluminum + Acrylic
For use with LED bulb only

Lamps
Not Included



92045S1/WHFR



Type: Square down light
Body colour: White
Height: 45 mm
Cut size: 70 mm
Material: Aluminum + Acrylic
For use with LED bulb only

Lamps
Not Included



92045S2/WHFR



Type: Down light
Body colour: White
Height: 45mm
Cut size: 165x70mm
Material: Aluminum + Acrylic
For use with LED bulb only

5 YEARS TOTAL WARRANTY
+ 3 standard
+ 2 extended

IP20

12V



~230V

RoHS COMPLIANT

CE

Scan QR code for 3D models, IES files & price.

Recommended bulb

	GU5.3		GU10
	page 763		page 760



92045S3/WHFR



92045S4/WHFR


Click on the image & view the price

RECESSED DOWN LIGHTS

5 YEARS TOTAL WARRANTY
+ 3 standard
2 extended

Lamps Not Included  3xGU5.3


92045S3/WHFR



Type: Down light
Body colour: White
Height: 45mm
Cut size: 240x70mm
Material: Aluminum + Acrylic
For use with LED bulb only

Lamps Not Included  4xGU5.3

92045S4/WHFR



Type: Down light
Body colour: White
Height: 45mm
Cut size: 150x150mm
Material: Aluminum + Acrylic
For use with LED bulb only

IP20

12V

~230V

RoHS COMPLIANT

CE

Scan QR code for 3D models, IES files & price.

Recommended bulb



GU10

page 761



92EL902R1/BL



92EL902R1/WH



92EL902S1/BL



92EL902S1/WH

Click on the image & view the price

FIXED RECESSED DOWN LIGHTS

Lamps
Not Included



92EL902R1/BL




Type: Fixed round down light
Body colour: Black
Height: 40 mm
Cut size: 75 mm
Material: Plastic
Max.: 8W
Max. beam angle: 60°
For use with LED bulb only

Lamps
Not Included



92EL902R1/WH




Type: Fixed round down light
Body colour: White
Height: 40 mm
Cut size: 75 mm
Material: Plastic
Max.: 8W
Max. beam angle: 60°
For use with LED bulb only

Lamps
Not Included



92EL902S1/BL




Type: Fixed square down light
Body colour: Black
Height: 40 mm
Cut size: 75x75 mm
Material: Plastic
Max.: 8W
Max. beam angle: 60°
For use with LED bulb only

Lamps
Not Included



92EL902S1/WH



Type: Fixed square down light
Body colour: White
Height: 40 mm
Cut size: 75x75 mm
Material: Plastic
Max.: 8W
Max. beam angle: 60°
For use with LED bulb only

3 YEARS TOTAL WARRANTY
+ 3 standard
0 extended

IP20
~230V
RoHS COMPLIANT
CE

Scan QR code for 3D models, IES files & price.

Recommended bulb



GU10

page 761

ELMARK

The Brand of Electricity



92GDL05R



92GDL09R



92GDL11R


Click on the image & view the price

GYP SUM DOWN LIGHTS

2 YEARS TOTAL WARRANTY
+ 2 standard
0 extended

Lamps Not Included  1xGU10


92GDL05R



Type: Round down light
Body colour: White
Material: Gypsum
Height: 40 mm
Cut size: 90 mm
Max.: 20W

Lamps Not Included  1xGU10

92GDL09R




Type: Round down light
Body colour: White
Material: Gypsum
Height: 43 mm
Cut size: 108 mm
Max.: 20W

Lamps Not Included  1xGU10

92GDL11R



Type: Round down light
Body colour: White
Material: Gypsum
Height: 72 mm
Cut size: 116 mm
Max.: 20W



IP20

~230V

RoHS COMPLIANT

CE

Scan QR code for 3D models, IES files & price.

Recommended bulb



GU10


page 761



92GDL06S
92GDL10S



92GDL06SGL



92GDL13S


Click on the image
& view the price

GYPSUM DOWN LIGHTS

Lamps
Not Included



92GDL06S




Type: Square down light
Body colour: White
Material: Plaster
Height: 57 mm
Cut size: 107x107 mm
Max.: 20W

Lamps
Not Included



92GDL10S



Type: Square down light
Body colour: White
Material: Plaster
Height: 60 mm
Cut size: 107x107 mm
Max.: 20W

Lamps
Not Included



92GDL06SGL




Type: Square down light with
diffuser
Body colour: White
Material: Plaster
Height: 56 mm
Cut size: 100x100 mm
Max.: 20W

Lamps
Not Included



92GDL13S



Type: Square down light
Body colour: White
Material: Plaster
Height: 58 mm
Cut size: 100x100 mm
Max.: 20W

2 YEARS TOTAL WARRANTY
+ 2 standard
0 extended

IP20

~230V

RoHS COMPLIANT

CE

Scan QR code for 3D models,
IES files & price.

Recommended bulb



GU10

page 761

ELMARK

The Brand of Electricity



9250R/W



9250R/BL



9250R/SN


Click on the image & view the price

FIXED RECESSED DOWN LIGHTS

3 YEARS TOTAL WARRANTY
+ 3 standard
0 extended

Lamps Not Included  1xGU10


9250R/W



Type: Fixed round downlight
Body colour: White
Material: Powder coated steel
Height: 28 mm
Cut size: 55 mm
Max.: 8W

Lamps Not Included  1xGU10


9250R/BL



Type: Fixed round downlight
Body colour: Black
Material: Powder coated steel
Height: 28 mm
Cut size: 55 mm
Max.: 8W

Lamps Not Included  1xGU10

9250R/SN



Type: Fixed round downlight
Body colour: Satin Nickel
Material: Powder coated steel
Height: 28 mm
Cut size: 55 mm
Max.: 8W

Scan QR code for 3D models, IES files & price.

IP20

~230V

RoHS COMPLIANT

CE

Recommended bulb



GU10

page 761

ELMARK

The Brand of Electricity



9250R/BZ



9250R/RG


Click on the image & view the price

FIXED RECESSED DOWN LIGHTS

Lamps Not Included



9250R/BZ




Type: Fixed round downlight
Body colour: Bronze
Material: Powder coated steel
Height: 28 mm
Cut size: 55 mm
Max.: 8W

Lamps Not Included



9250R/RG



Type: Fixed round downlight
Body colour: Rose Gold
Material: Powder coated steel
Height: 28 mm
Cut size: 55 mm
Max.: 8W

3 YEARS TOTAL WARRANTY
+ 3 standard
0 extended

IP20

~230V

RoHS COMPLIANT

CE

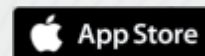
Scan QR code for 3D models, IES files & price.

Download ELMARK BUSINESS APP

from www.elmarkholding.eu or for mobile from



or



Recommended bulb



GU10

page 761



9251R/W



9251R/BL




9251R/SN

Click on the image & view the price

MOVABLE RECESSED DOWN LIGHTS

Lamps Not Included


9251R/W



Type: Movable round downlight
Body colour: White
Material: Powder coated steel
Height: 28 mm
Cut size: 67 mm
Max.: 8W

Lamps Not Included


9251R/BL



Type: Movable round downlight
Body colour: Black
Material: Powder coated steel
Height: 28 mm
Cut size: 67 mm
Max.: 8W

Lamps Not Included

9251R/SN



Type: Movable round downlight
Body colour: Satin Nickel
Material: Powder coated steel
Height: 28 mm
Cut size: 67 mm
Max.: 8W

3 YEARS TOTAL WARRANTY
+ 3 standard
0 extended

IP20

~230V

RoHS COMPLIANT

CE

Scan QR code for 3D models, IES files & price.

Recommended bulb



GU10

page 761

ELMARK

The Brand of Electricity



9251R/BZ



9251R/RG

Click on the image & view the price

MOVABLE RECESSED DOWN LIGHTS

Lamps
Not Included



9251R/BZ

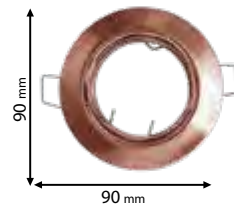


Type: Movable round downlight
Body colour: Bronze
Material: Powder coated steel
Height: 28 mm
Cut size: 67 mm
Max.: 8W

Lamps
Not Included



9251R/RG



Type: Movable round downlight
Body colour: Rose Gold
Material: Powder coated steel
Height: 28 mm
Cut size: 67 mm
Max.: 8W

3 YEARS TOTAL WARRANTY
+ 3 standard
0 extended

IP20

~230V

RoHS COMPLIANT

CE

Scan QR code for 3D models, IES files & price.

Download

from www.elmarkholding.eu or for mobile from



or




Recommended bulb



GU10

page 761



9251S/W



9251S/BL



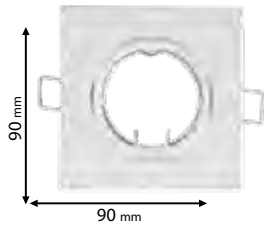
9251S/SN

Click on the image & view the price

MOVABLE RECESSED DOWN LIGHTS

Lamps Not Included  1xGU10


9251S/W



Type: Movable square downlight
Body colour: White
Material: Powder coated steel
Height: 28 mm
Cut size: 67 mm
Max.: 8W

Lamps Not Included  1xGU10


9251S/BL



Type: Movable square downlight
Body colour: Black
Material: Powder coated steel
Height: 28 mm
Cut size: 67 mm
Max.: 8W

Lamps Not Included  1xGU10

9251S/SN



Type: Movable square downlight
Body colour: Satin Nickel
Material: Powder coated steel
Height: 28 mm
Cut size: 67 mm
Max.: 8W

3 YEARS TOTAL WARRANTY
+ 3 standard
0 extended

IP20

~230V

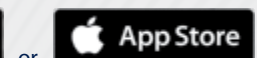
RoHS COMPLIANT

CE

Scan QR code for 3D models, IES files & price.

360

Download  from www.elmarkholding.eu or for mobile from



Recommended bulb



GU10

page 761

ELMARK

The Brand of Electricity



9251S/BZ



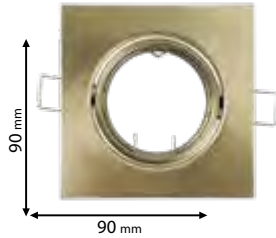
9251S/RG

MOVABLE RECESSED DOWN LIGHTS

Lamps
Not Included



9251S/BZ




Type: Movable square
downlight
Body colour: Bronze
Material: Powder coated steel
Height: 28 mm
Cut size: 67 mm
Max.: 8W

Lamps
Not Included



9251S/RG



Type: Movable square downlight
Body colour: Rose Gold
Material: Powder coated steel
Height: 28 mm
Cut size: 67 mm
Max.: 8W

Click on the image
& view the price

3 YEARS TOTAL
WARRANTY
+ 3 standard
0 extended

IP20

~230V

RoHS
COMPLIANT

CE

Scan QR code for 3D models,
IES files & price.

Download



from www.elmarkholding.eu or for mobile from



or



Recommended bulb

	GU5.3		GU10
	page 763		page 760



9271/SN-CH



9271/PCH-CH



9271/GR-CH

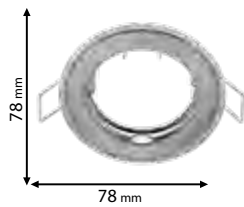
Click on the image & view the price 

FIXED RECESSED DOWN LIGHTS

2 YEARS TOTAL WARRANTY
+ 2 standard
0 extended

Lamps Not Included  1xGU5.3

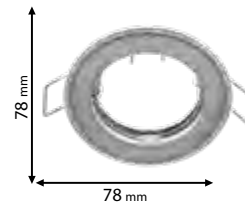
9271/SN-CH



Type: Fixed down light
Body colour: Satin nickel & Chrome
Material: Die-cast zinc
Height: 25 mm
Cut size: 58 mm
Max.: 50W

Lamps Not Included  1xGU5.3

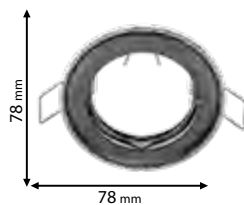
9271/PCH-CH



Type: Fixed down light
Body colour: Pearl chrome & Chrome
Material: Die-cast zinc
Height: 25 mm
Cut size: 58 mm
Max.: 50W

Lamps Not Included  1xGU5.3

9271/GR-CH



Type: Fixed down light
Body colour: Graphite & Chrome
Material: Die-cast zinc
Height: 25 mm
Cut size: 58 mm
Max.: 50W

Scan QR code for 3D models, IES files & price.

IP20

12V

~230V

RoHS COMPLIANT

CE

Recommended bulb



GU5.3

page 763



GU10

page 760

ELMARK

The Brand of Electricity



9291/SN-CH



9291/PCH-CH



9291/GR-CH

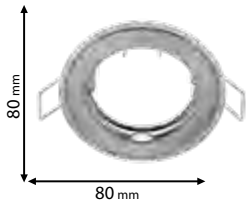
Click on the image & view the price

MOVABLE RECESSED DOWN LIGHTS

Lamps Not Included



9291/SN-CH

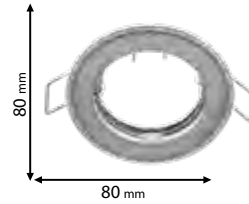


Type: Movable down light
Body colour: Satin nickel & Chrome
Material: Die-cast zinc
Height: 25 mm
Cut size: 72 mm
Max.: 50W

Lamps Not Included



9291/PCH-CH

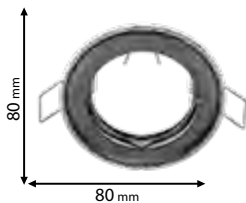


Type: Movable down light
Body colour: Pearl chrome & Chrome
Material: Die-cast zinc
Height: 25 mm
Cut size: 72 mm
Max.: 50W

Lamps Not Included



9291/GR-CH



Type: Movable down light
Body colour: Graphite & Chrome
Material: Die-cast zinc
Height: 25 mm
Cut size: 72 mm
Max.: 50W

2 YEARS TOTAL WARRANTY
+ 2 standard
0 extended

IP20

12V

~230V

RoHS COMPLIANT

CE

Scan QR code for 3D models, IES files & price.

Download **ELMARK BUSINESS APP**

from www.elmarkholding.eu or for mobile from



or



Recommended bulb



GU5.3

page 763



GU10

page 760

ELMARK

The Brand of Electricity



9270/W



9270/CH



9270/SN



9270/AB


Click on the image & view the price

FIXED RECESSED DOWN LIGHTS

2 YEARS TOTAL WARRANTY
+ 2 standard
0 extended

Lamps Not Included  1xGU5.3

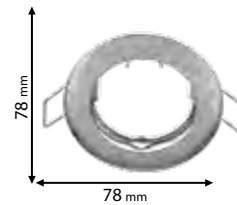
9270/W



Type: Fixed down light
Body colour: White
Material: Die-cast zinc
Height: 25 mm
Cut size: 58 mm
Max.: 50W

Lamps Not Included  1xGU5.3

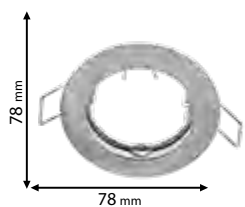
9270/CH



Type: Fixed down light
Body colour: Chrome
Material: Die-cast zinc
Height: 25 mm
Cut size: 58 mm
Max.: 50W

Lamps Not Included  1xGU5.3

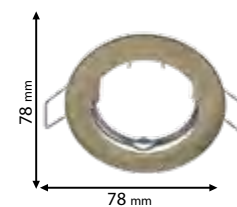
9270/SN



Type: Fixed down light
Body colour: Satin nickel
Material: Die-cast zinc
Height: 25 mm
Cut size: 58 mm
Max.: 50W

Lamps Not Included  1xGU5.3

9270/AB



Type: Fixed down light
Body colour: Antique brass
Material: Die-cast zinc
Height: 25 mm
Cut size: 58 mm
Max.: 50W

Scan QR code for 3D models, IES files & price.

Recommended bulb



GU5.3

page 763



GU10

page 760

ELMARK

The Brand of Electricity



9290/W



9290/CH



9290/SN



9290/AB

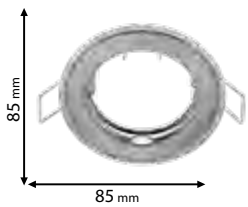
Click on the image & view the price

MOVABLE RECESSED DOWN LIGHTS

Lamps Not Included



9290/W

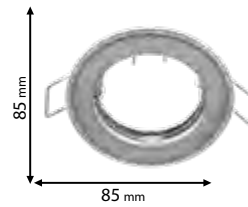


Type: Movable down light
Body colour: White
Material: Die-cast zinc
Height: 25 mm
Cut size: 70 mm
Max.: 50W

Lamps Not Included



9290/CH



Type: Movable down light
Body colour: Chrome
Material: Die-cast zinc
Height: 25 mm
Cut size: 70 mm
Max.: 50W

Lamps Not Included



9290/SN




Type: Movable down light
Body colour: Satin nickel
Material: Die-cast zinc
Height: 25 mm
Cut size: 70 mm
Max.: 50W

Lamps Not Included



9290/AB



Type: Movable down light
Body colour: Antique brass
Material: Die-cast zinc
Height: 25 mm
Cut size: 70 mm
Max.: 50W

2 YEARS TOTAL WARRANTY
+ 2 standard
0 extended

IP20

12V

~230V

RoHS COMPLIANT

CE

Scan QR code for 3D models, IES files & price.

Download **ELMARK BUSINESS APP**

from www.elmarkholding.eu or for mobile from

Google Play

or **App Store**

Recommended bulb



GU5.3

page 763

ELMARK

The Brand of Electricity



92627/W



92627/SN


Click on the image & view the price

RECESSED DOWN LIGHTS, IP44

3 YEARS TOTAL WARRANTY
+ 3 standard
0 extended

Lamps Not Included  1xGU5.3


92627/W



Type: Bathroom downlight
Body colour: White
Material: Steel + Glass
Cut size: 60mm
Max.: 50W

Lamps Not Included  1xGU5.3

92627/SN



Type: Bathroom downlight
Body colour: Satin nickel
Material: Steel + Glass
Cut size: 60mm
Max.: 50W

IP44

~230V

RoHS COMPLIANT

CE

Scan QR code for 3D models, IES files & price.

Recommended bulb



GU5.3

page 763

ELMARK
The Brand of Electricity



92627/CH



92627/AB

Click on the image
& view the price

RECESSED DOWN LIGHTS, IP44

Lamps
Not Included



92627/CH




Type: Bathroom downlight
Body colour: Chrome
Material: Steel + Glass
Cut size: 60mm
Max.: 50W

Lamps
Not Included



92627/AB



Type: Bathroom downlight
Body colour: Antique brass
Material: Steel + Glass
Cut size: 60mm
Max.: 50W

3 YEARS TOTAL
WARRANTY
+ 3 standard
0 extended

IP44


~230V

RoHS
COMPLAINT

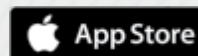
CE

Scan QR code for 3D models,
IES files & price.

Download from www.elmarkholding.eu or for mobile from



or



Recommended bulb



GU10

page 761



92EL259SQ



92EL259RD

Click on the image & view the price

MOVABLE RECESSED SPOTLIGHTS

5 YEARS TOTAL WARRANTY
+ 3 standard
2 extended


Lamps Not Included



92EL259SQ



Type: Movable Recessed square spotlight
Lamp holder: GU10
Body colour: Sandy white
Material: Aluminum
Mounting: Recessed
Cut size: 90x90mm
Height: 52 mm
Max. beam angle: 60°




Lamps Not Included



92EL259RD



Type: Movable recessed round spotlight
Lamp holder: GU10
Body colour: Sandy white
Material: Aluminum
Mounting: Recessed
Cut size: 90mm
Height: 52 mm
Max. beam angle: 60°



IP20

~230V

RoHS COMPLIANT

CE

Scan QR code for 3D models, IES files & price.

Recommended bulb



GU10

page 761

ELMARK
The Brand of Electricity



92EL110SQ1/WHBK



92EL110SQ2/WHBK



92EL110SQ3/WHBK

Click on the image & view the price

MOVABLE RECESSED SPOTLIGHTS

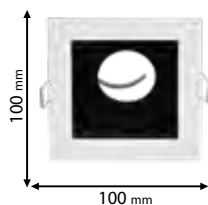
Lamps Not Included



92EL110SQ1/WHBK



Type: Movable recessed square spotlight
Body colour: White & Black
Material: Aluminum
Max.: 8W
Mounting: Recessed
Cut size: 90x90 mm
Height: 40 mm




Lamps Not Included



92EL110SQ2/WHBK



Type: Movable recessed square spotlight
Body colour: White & Black
Material: Aluminum
Max.: 8W
Mounting: Recessed
Cut size: 170x92 mm
Height: 40 mm



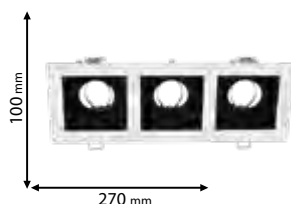
Lamps Not Included



92EL110SQ3/WHBK



Type: Movable recessed square spotlight
Body colour: White & Black
Material: Aluminum
Max.: 8W
Mounting: Recessed
Cut size: 250x92 mm
Height: 40 mm



5 YEARS TOTAL WARRANTY
+ 3 standard
+ 2 extended

IP20

~230V

RoHS
COMPLIANT

CE

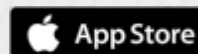
Scan QR code for 3D models, IES files & price.

Download **ELMARK BUSINESS APP**

from www.elmarkholding.eu or for mobile from



or



Recommended bulb



GU10

page 761

ELMARK
The Brand of Electricity



92EL305/WHBK



92EL305/BK



92EL305/WH


RECESSED ANTI-GLARE DOWN LIGHTS WITH HONEY COMB

Click on the image & view the price

5 YEARS TOTAL WARRANTY
+ 3 standard
2 extended

Lamps Not Included  1xGU10

92EL305/WHBK



Type: Recessed round anti-glare down light
Body colour: White & Black
Material: Aluminum
Cut size: 75 mm
Mounting: Recessed
Height: 66 mm
Max. beam angle: 60°

Lamps Not Included  1xGU10


92EL305/BK



Type: Recessed round anti-glare down light
Body colour: Black
Material: Aluminum
Cut size: 75 mm
Mounting: Recessed
Height: 66 mm
Max. beam angle: 60°

Lamps Not Included  1xGU10

92EL305/WH



Type: Recessed round anti-glare down light
Body colour: White
Material: Aluminum
Cut size: 75 mm
Mounting: Recessed
Height: 66 mm
Max. beam angle: 60°



Haney Comb

Scan QR code for 3D models, IES files & price.



92SPL8305CCT/WH



92SPL8305CCT/BL



92SPL8305CCT/SL



MOVABLE RECESSED SPOTLIGHTS

LED **A** **F**
38°


warm WHITE	neutral WHITE	cold WHITE
3000K	4000K	6500K

SETTABLE

92SPL8305CCT/WH



Type: Recessed LED adjustable spotlight
Power: 5W
Lumens: 450lm
Efficiency: 90lm/W
Body colour: Shiny white
Material: Aluminum + PC
Mounting: Recessed
Cut size: 68-70 mm
Height: 25 mm
Functional: CCT settable via DIP switch



LED **A** **F**
38°

warm WHITE	neutral WHITE	cold WHITE
3000K	4000K	6500K

SETTABLE

92SPL8305CCT/BL



Type: Recessed LED adjustable spotlight
Power: 5W
Lumens: 450lm
Efficiency: 90lm/W
Body colour: Matt black
Material: Aluminum + PC
Mounting: Recessed
Cut size: 68-70 mm
Height: 25 mm
Functional: CCT settable via DIP switch



LED **A** **F**
38°

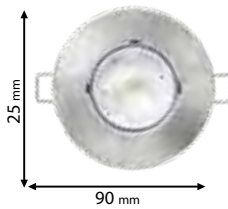
warm WHITE	neutral WHITE	cold WHITE
3000K	4000K	6500K

SETTABLE

92SPL8305CCT/SL



Type: Recessed LED adjustable spotlight
Power: 5W
Lumens: 450lm
Efficiency: 90lm/W
Body colour: Metallic silver
Material: Aluminum + PC
Mounting: Recessed
Cut size: 68-70 mm
Height: 25 mm
Functional: CCT settable via DIP switch



Click on the image & view the price

3 YEARS TOTAL WARRANTY
+ 3 standard
0 extended

- IP20**
170-260 VAC
50-60HZ
- Ra>80**
- EMC**
- CE**
- RoHS COMPLIANT**

Scan QR code for 3D models, IES files & price.

*Options with emergency kit



page 484

*Compatible with DALI & 0-10V Dimmable Drivers



page 837



UGR <19

92EL64531230/WH
92EL64531240/WH



UGR <19

92EL64532030/WH
92EL64532034/WH



Click on the image & view the price

MOVABLE RECESSED SPOT LIGHTS WITH HONEY COMB, IP44

5 YEARS TOTAL WARRANTY
+ 3 standard
2 extended

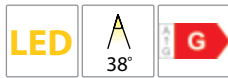
IP44

~230V

RoHS COMPLIANT

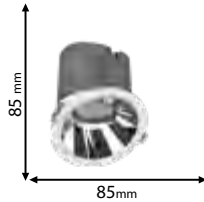
CE

Scan QR code for 3D models, IES files & price.



warm WHITE 3000K **92EL64531230/WH**


neutral WHITE 4000K **92EL64531240/WH**



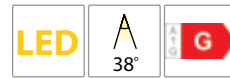
Type: Recessed LED adjustable spotlight*
Power: 12W
Lumens: 900lm
Efficiency: 75lm/W
Body colour: White & Grey
Material: Aluminum + PC
Mounting: Recessed
Cut size: 75 mm
Height: 96 mm

*Dimmable with:

DALI driver	0-10V driver
cat.No:	cat.No:
99DALI1240042	99SETDC12D010




Haney Comb



warm WHITE 3000K **92EL64532030/WH**

neutral WHITE 4000K **92EL64532040/WH**



Type: Recessed LED adjustable downlight*
Power: 20W
Lumens: 1500lm
Efficiency: 75lm/W
Body colour: White & Black
Material: Aluminum
Mounting: Recessed
Cut size: 100 mm
Height: 110 mm

*Dimmable with:

DALI driver	0-10V driver
cat.No:	cat.No:
99DALI2050042	99SETDC20D010



Haney Comb



92DL84TS0330/WH
92DL84TS0340/WH



92DL84TS0530/WH
92DL84TS0540/WH

Click on the image & view the price

RECESSED DOWN LIGHTS WITH HONEY COMB, IP44

LED 24° G

warm WHITE 3000K

92DL84TS0330/WH

neutral WHITE 4000K

92DL84TS0340/WH



Type: Round down light
Power: 3W
Lumens: 210lm
Efficiency: 70lm/W
Body colour: White
Cut size: 40mm
Material: Aluminum
Height: 37.5 mm

LED 24° G

warm WHITE 3000K

92DL84TS0530/WH

neutral WHITE 4000K

92DL84TS0540/WH



Type: Round down light
Power: 5W
Lumens: 350lm
Efficiency: 70lm/W
Body colour: White
Cut size: 55mm
Material: Aluminum
Height: 51

3 YEARS TOTAL WARRANTY
+ 3 standard
0 extended

IP44
~230V
Ra≥80
EMC



Haney Comb



Haney Comb



92DL84TS0830/WH
92DL84TS0840/WH



92DL84TS1230/WH
92DL84TS1240/WH

Click on the image
& view the price

RECESSED DOWN LIGHTS WITH HONEY COMB, IP44

3 YEARS TOTAL WARRANTY
+ 3 standard
0 extended

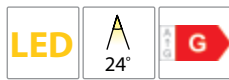
IP44

~230V

Ra≥80

EMC

Scan QR code for 3D models,
IES files & price.



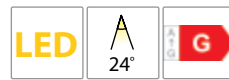
warm WHITE 92DL84TS0830/WH
3000K
neutral WHITE 92DL84TS0840/WH
4000K



Type: Round down light
Power: 8W
Lumens: 560lm
Efficiency: 70lm/W
Body colour: White
Cut size: 65mm
Material: Aluminum
Height: 66.5



Haney Comb



warm WHITE 92DL84TS1230/WH
3000K
neutral WHITE 92DL84TS1240/WH
4000K



Type: Round down light
Power: 12W
Lumens: 840lm
Efficiency: 70lm/W
Body colour: White
Cut size: 75mm
Material: Aluminum
Height: 75.5 mm



Haney Comb

*Options with emergency kit



page 484

ELMARK
The Brand of Electricity



92DL83TS0530/WH
92DL83TS0540/WH



92DL83TS1230/WH
92DL83TS1240/WH

Click on the image
& view the price

RECESSED SPOT LIGHTS, IP65



92DL83TS0530/WH



92DL83TS0540/WH



Type: Round spotlight
Power: 5W
Lumens: 350lm
Efficiency: 70lm/W
Body colour: White
Cut size: 62mm
Height: 80 mm
Material: Aluminum



92DL83TS1230/WH



92DL83TS1240/WH



Type: Round spotlight
Power: 12W
Lumens: 840lm
Efficiency: 70lm/W
Body colour: White
Cut size: 62mm
Height: 93 mm
Material: Aluminum

3 YEARS TOTAL WARRANTY
+ 3 standard
0 extended

IP44

~230V

Ra≥80

EMC

Scan QR code for 3D models,
IES files & price.

Download from www.elmarkholding.eu or for mobile from



or



375

INDOOR | DOWN LIGHTS

*Options with emergency kit



page 482



92DLTS0830/WH
92DLTS0840/WH
92DLTS1230/WH
92DLTS1240/WH

Click on the image & view the price

MOVABLE RECESSED SPOT LIGHTS , IP44

3 YEARS TOTAL WARRANTY
+ 3 standard
0 extended

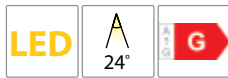
IP44

~230V

Ra≥80



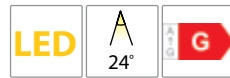
Scan QR code for 3D models, IES files & price.



warm WHITE 92DLTS0830/WH
3000K
neutral WHITE 92DLTS0840/WH
4000K



Type: Round spotlight movable
Power: 8W
Lumens: 560lm
Efficiency: 70lm/W
Body colour: White
Cut size: 75mm
Height: 50 mm
Material: Aluminum



warm WHITE 92DLTS1230/WH
3000K
neutral WHITE 92DLTS1240/WH
4000K



Type: Round spotlight movable
Power: 12W
Lumens: 840lm
Efficiency: 70lm/W
Body colour: White
Cut size: 90mm
Height: 60 mm
Material: Aluminum



*Options with emergency kit



page 482



92DLTS2030/WH
92DLTS2040/WH
92DLTS2430/WH
92DLTS2440/WH

Click on the image & view the price

MOVABLE RECESSED SPOT LIGHTS , IP44



warm WHITE
3000K

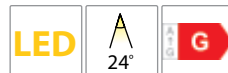
92DLTS2030/WH

neutral WHITE
4000K

92DLTS2040/WH



Type: Round spotlight movable*
Power: 20W
Lumens: 1400lm
Efficiency: 70lm/W
Body colour: White
Cut size: 120mm
Height: 70 mm
Material: Aluminum



warm WHITE
3000K

92DLTS2430/WH

neutral WHITE
4000K

92DLTS2440/WH



Type: Round spotlight movable*
Power: 24W
Lumens: 1680lm
Efficiency: 70lm/W
Body colour: White
Cut size: 145mm
Height: 80 mm
Material: Aluminum

3 YEARS TOTAL WARRANTY
+ 3 standard
0 extended

IP65

~230V

Ra≥80

EMC

Scan QR code for 3D models, IES files & price.

*Options with emergency kit



page 482



92DL81F1530/BL
92DL81F1540/BL



92DL81F3030/BL
92DL81F3040/BL



92DL82F3030/BL
92DL82F3040/BL



92DL82F6030/BL
92DL82F6040/BL

Click on the image & view the price

MOVABLE RECESSED SPOTLIGHTS , IP44

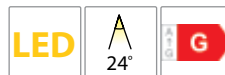
3 YEARS TOTAL WARRANTY
+ 3 standard
0 extended




warm WHITE 3000K
92DL81F1530/BL
neutral WHITE 4000K
92DL81F1540/BL



Type: Square down light movable
Power: 15W
Lumens: 1050lm
Efficiency: 70lm/W
Body colour: Black
Cut size: 120x120mm
Height: 98 mm
Material: Aluminum



warm WHITE 3000K
92DL82F3030/BL
neutral WHITE 4000K
92DL82F3040/BL

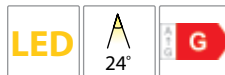


Type: Square down light movable*
Power: 30W
Lumens: 2100lm
Efficiency: 70lm/W
Body colour: Black
Cut size: 160x160mm
Height: 138 mm
Material: Aluminum

IP44

~230V

Ra≥80



warm WHITE 3000K
92DL81F3030/BL
neutral WHITE 4000K
92DL81F3040/BL



Type: Square down light movable*
Power: 2x15W
Lumens: 2100lm
Efficiency: 70lm/W
Body colour: Black
Height: 98mm
Cut size: 230x120mm
Material: Aluminum



warm WHITE 3000K
92DL82F6030/BL
neutral WHITE 4000K
92DL82F6040/BL



Type: Square down light movable*
Power: 2x30W
Lumens: 4200lm
Efficiency: 70lm/W
Body colour: Black
Height: 138mm
Cut size: 310x160mm
Material: Aluminum

Scan QR code for 3D models, IES files & price.

*Options with emergency kit



page 482



92DL81F1530/WH
92DL81F1540/WH



92DL81F3030/WH
92DL81F3040/WH



92DL82F3030/WH
92DL82F3040/WH



92DL82F6030/WH
92DL82F6040/WH

Click on the image & view the price

MOVABLE RECESSED SPOTLIGHTS , IP44



92DL81F1530/WH



92DL81F1540/WH




Type: Square down light movable
Power: 15W
Lumens: 1050lm
Efficiency: 70lm/W
Body colour: White
Cut size: 120x120mm
Height: 98 mm
Material: Aluminum



92DL82F3030/WH



92DL82F3040/WH



Type: Square down light movable*
Power: 30W
Lumens: 2100lm
Efficiency: 70lm/W
Body colour: White
Cut size: 160x160mm
Height: 138 mm
Material: Aluminum



92DL81F3030/WH



92DL81F3040/WH




Type: Square down light movable*
Power: 2x15W
Lumens: 2100lm
Efficiency: 70lm/W
Body colour: White
Height: 98mm
Cut size: 230x120mm
Material: Aluminum



92DL82F6030/WH



92DL82F6040/WH



Type: Square down light movable*
Power: 2x30W
Lumens: 4200lm
Efficiency: 70lm/W
Body colour: White
Height: 138mm
Cut size: 310x160mm
Material: Aluminum

3 YEARS TOTAL WARRANTY
+ 3 standard
0 extended

IP44

~230V

Ra≥80

EMC

Scan QR code for 3D models, IES files & price.

*Options with emergency kit



page 482



92DL81F4530/BL
92DL81F4540/BL
92DL82F9030/BL
92DL82F9040/BL

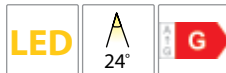


92DL81F4530/WH
92DL81F4540/WH
92DL82F9030/WH
92DL82F9040/WH

Click on the image & view the price

MOVABLE RECESSED SPOT LIGHTS , IP44

3 YEARS TOTAL WARRANTY
+ 3 standard
0 extended



warm WHITE 92DL81F4530/BL
3000K
neutral WHITE 92DL81F4540/BL
4000K

Type: Square down light movable*
Power: 3x15W
Lumens: 3150lm
Efficiency: 70lm/W
Body colour: Black
Height: 98mm
Cut size: 345x120mm
Material: Aluminum



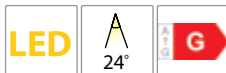
warm WHITE 92DL82F9030/BL
3000K
neutral WHITE 92DL82F9040/BL
4000K

Type: Square down light movable
Power: 3x30W
Lumens: 6300lm
Efficiency: 70lm/W
Body colour: Black
Height: 138mm
Cut size: 460x160mm
Material: Aluminum

IP44

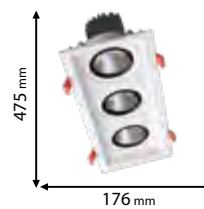
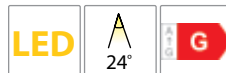
~230V

Ra≥80



warm WHITE 92DL81F4530/WH
3000K
neutral WHITE 92DL81F4540/WH
4000K

Type: Square down light movable*
Power: 3x15W
Lumens: 3150lm
Efficiency: 70lm/W
Body colour: White
Height: 98mm
Cut size: 345x120mm
Material: Aluminum



warm WHITE 92DL82F9030/WH
3000K
neutral WHITE 92DL82F9040/WH
4000K

Type: Square down light movable
Power: 3x30W
Lumens: 6300lm
Efficiency: 70lm/W
Body colour: White
Height: 138mm
Cut size: 460x160mm
Material: Aluminum

Scan QR code for 3D models, IES files & price.

*Options with emergency kit



page 486

*Compatible with DALI & 0-10V Dimmable Drivers



page 837

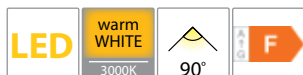

ELMARK
The Brand of Electricity



92EL67054030/WH
92EL67054040/WH
92EL67054065/WH

Click on the image & view the price

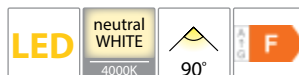
RECESSED SPOT LIGHTS, IP44



92EL67054030/WH

Type: Recessed LED SMD spotlight*
Power: 40W
Lumens: 3600lm
Efficiency: 90lm/W
Body colour: White
Material: Aluminum
Cut size: 220x130mm
Height: 85 mm

*Dimmable with:	DALI driver 99DALI40105042	0-10V driver 99SETDC40D010
-----------------	-------------------------------	-------------------------------



92EL67054040/WH

Type: Recessed LED SMD spotlight*
Power: 40W
Lumens: 3600lm
Efficiency: 90lm/W
Body colour: White
Material: Aluminum
Cut size: 220x130mm
Height: 85 mm



92EL67054065/WH

Type: Recessed LED SMD spotlight*
Power: 40W
Lumens: 3600lm
Efficiency: 90lm/W
Body colour: White
Material: Aluminum
Cut size: 220x130mm
Height: 85 mm

5 YEARS TOTAL WARRANTY
+ 3 standard
2 extended

IP44

~230V

20000h

Ra≥80



Scan QR code for 3D models, IES files & price.

Download from www.elmarkholding.eu or for mobile from



*Compatible with DALI & 0-10V Dimmable Drivers



page 837



- 92M6210W366020
- 92M6215W366020
- 92M6210W606020
- 92M6215W606020

*Dimmable with:

- DALI driver 0-10V driver
- 99DALI1240042 99SETDC12D010

Click on the image & view the price

MOVABLE RECESSED SPOT LIGHTS, IP44

5 YEARS TOTAL WARRANTY
+ 4 standard
1 extended

IP44

~230V


RoHS COMPLIANT



Scan QR code for 3D models, IES files & price.

LED neutral WHITE 4000K Δ 36° **E**


92M6210W366020



Type: Deep round spotlight*
Power: 13W
Lumens: 1560lm
Efficiency: 120lm/W
Body colour: White
Cut size: Ø83 mm
Height: 68 mm
Material: Aluminum + PC

LED neutral WHITE 4000K Δ 36° **E**

92M6215W366020




Type: Deep round spotlight*
Power: 18W
Lumens: 2160lm
Efficiency: 120lm/W
Body colour: White
Cut size: Ø83 mm
Height: 68 mm
Material: Aluminum + PC



LED neutral WHITE 4000K Δ 60° **E**


92M6210W606020



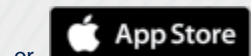
Type: Deep round spotlight*
Power: 13W
Lumens: 1430lm
Efficiency: 110lm/W
Body colour: White
Cut size: Ø83 mm
Height: 68 mm
Material: Aluminum + PC

LED neutral WHITE 4000K Δ 60° **E**

92M6215W606020



Type: Deep round spotlight*
Power: 18W
Lumens: 2000lm
Efficiency: 111lm/W
Body colour: White
Cut size: Ø83 mm
Height: 68 mm
Material: Aluminum + PC



*Compatible with
DALI & 0-10V
Dimmable Drivers



ELMARK
The Brand of Electricity



92M6210W366215
92M6215W366215
92M6210W606215
92M6215W606215

*Dimmable with:

DALI driver 0-10V driver
99DALI1240042 99SETDC12D010

Click on the image
& view the price

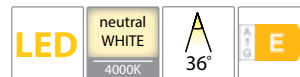

MOVABLE RECESSED SPOT LIGHTS, IP44



92M6210W366215



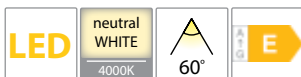

Type: Deep square spotlight*
Power: 13W
Lumens: 1560lm
Efficiency: 120lm/W
Body colour: White
Cut size: 80x83 mm
Height: 68 mm
Material: Aluminum + PC



92M6215W366215



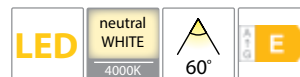

Type: Deep square spotlight*
Power: 18W
Lumens: 2160lm
Efficiency: 120lm/W
Body colour: White
Cut size: 80x83 mm
Height: 68 mm
Material: Aluminum + PC



92M6210W606215




Type: Deep square spotlight*
Power: 13W
Lumens: 1430lm
Efficiency: 110lm/W
Body colour: White
Cut size: 80x83 mm
Height: 68 mm
Material: Aluminum + PC



92M6215W606215



Type: Deep square spotlight*
Power: 18W
Lumens: 2000lm
Efficiency: 111lm/W
Body colour: White
Cut size: 80x83 mm
Height: 68 mm
Material: Aluminum + PC



5 YEARS TOTAL WARRANTY
+ 4 standard
+ 1 extended

IP44

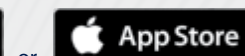
~230V

Ra≥80

EMC

Scan QR code for 3D models,
IES files & price.

Download from www.elmarkholding.eu or for mobile from



*Compatible with DALI & 0-10V Dimmable Drivers



page 837



92M6210W366154
92M6215W366154
92M6210W606154
92M6215W606154

MOVABLE RECESSED SPOTLIGHTS, IP44

*Dimmable with:

DALI driver 0-10V driver
99DALI2050042 99SETDC21D010

Click on the image & view the price

5 YEARS TOTAL WARRANTY
+ 4 standard
1 extended

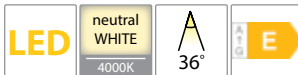
IP44

~230V

Ra≥80



Scan QR code for 3D models, IES files & price.




92M6210W366154



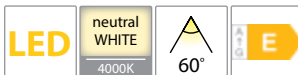
Type: Deep round spotlight*
Power: 13W
Lumens: 1560lm
Efficiency: 120lm/W
Body colour: White
Cut size: Ø83 mm
Height: 53 mm
Material: Aluminum + PC



92M6215W366154



Type: Deep round spotlight*
Power: 18W
Lumens: 2160lm
Efficiency: 120lm/W
Body colour: White
Cut size: Ø83 mm
Height: 53 mm
Material: Aluminum + PC




92M6210W606154



Type: Deep round spotlight*
Power: 13W
Lumens: 1430lm
Efficiency: 110lm/W
Body colour: White
Cut size: Ø83 mm
Height: 53 mm
Material: Aluminum + PC



92M6215W606154



Type: Deep round spotlight*
Power: 18W
Lumens: 2000lm
Efficiency: 111lm/W
Body colour: White
Cut size: Ø83 mm
Height: 53 mm
Material: Aluminum + PC1

*Compatible with
DALI & 0-10V
Dimmable Drivers



ELMARK
The Brand of Electricity



92M6210W366255
92M6215W366255
92M6210W606255
92M6215W606255

*Dimmable with:


DALI driver 0-10V driver
99DALI2050042 99SETDC21D010

Click on the image
& view the price

RECESSED SPOTLIGHTS, IP44




92M6210W366255



Type: Deep square spotlight*
Power: 13W
Lumens: 1560lm
Efficiency: 120lm/W
Body colour: White
Cut size: Ø83 mm
Height: 54 mm
Material: Aluminum + PC




92M6215W366255



Type: Deep round spotlight*
Power: 18W
Lumens: 2160lm
Efficiency: 120lm/W
Body colour: White
Cut size: Ø83 mm
Height: 54 mm
Material: Aluminum + PC




92M6210W606255



Type: Deep square spotlight*
Power: 13W
Lumens: 1430lm
Efficiency: 110lm/W
Body colour: White
Cut size: Ø83 mm
Height: 54 mm
Material: Aluminum + PC



92M6215W606255



Type: Deep square spotlight*
Power: 18W
Lumens: 2000lm
Efficiency: 111lm/W
Body colour: White
Cut size: Ø83 mm
Height: 54 mm
Material: Aluminum + PC

INDOOR | DOWN LIGHTS

5 YEARS TOTAL WARRANTY
+ 4 standard
+ 1 extended

IP44

~230V

Ra≥80

EMC

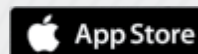
Scan QR code for 3D models,
IES files & price.

Download **ELMARK BUSINESS APP**

from www.elmarkholding.eu or for mobile from



or



385



92MODDR0530/WH



92MODDR0530/BL



92MODDR0530/BR



92MODSS0530/WH



92MODSS0530/BL

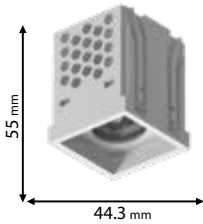


92MODSS0530/BR

Click on the image & view the price

FREE COMBINATION LED MODULES, MODENA SERIES

5 YEARS TOTAL WARRANTY
+ 3 standard
2 extended



LED warm WHITE 3000K A 24° F

92MODDR0530/WH

Type: LED Grill COB module
Power: 5W
Lumens: 300lm
Efficiency: 60lm/W
LED chip: COB
Body Colour: White
Material: Aluminum + PC
Mounting: Recessed

LED warm WHITE 3000K A 24° F

92MODDR0530/BL

Type: LED Grill COB module
Power: 5W
Lumens: 300lm
Efficiency: 60lm/W
LED chip: COB
Body Colour: Black
Material: Aluminum + PC
Mounting: Recessed


LED warm WHITE 3000K A 24° F

92MODDR0530/BR

Type: LED Grill COB module
Power: 5W
Lumens: 300lm
Efficiency: 60lm/W
LED chip: COB
Body Colour: Brass
Material: Aluminum + PC
Mounting: Recessed

IP20

220-240V



LED warm WHITE 3000K A 24° F

92MODSS0530/WH

Type: LED Grill COB module
Power: 5W
Lumens: 270lm
Efficiency: 54m/W
LED chip: COB
Body Colour: White
Material: Aluminum + PC
Mounting: Recessed

LED warm WHITE 3000K A 24° F

92MODSS0530/BL

Type: LED Grill COB module
Power: 5W
Lumens: 270lm
Efficiency: 54m/W
LED chip: COB
Body Colour: Black
Material: Aluminum + PC
Mounting: Recessed

LED warm WHITE 3000K A 24° F


92MODSS0530/BR

Type: LED Grill COB module
Power: 5W
Lumens: 270lm
Efficiency: 54m/W
LED chip: COB
Body Colour: Brass
Material: Aluminum + PC
Mounting: Recessed

Scan QR code for 3D models, IES files & price.



92MODLS0530/WH




92MODLS0530/BL



92MODLS0530/BR



92MOD1GR/WH



92MOD1GR/BL



92MOD1GR/BR

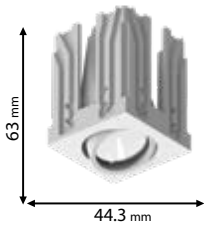
Click on the image & view the price

FREE COMBINATION LED MODULES AND CONSOLE BOXES, MODENA SERIES



92MODLS0530/WH

Type: LED Grill COB module
Power: 5W
Lumens: 310lm
Efficiency: 62lm/W
LED chip: COB
Body Colour: White
Material: Aluminum + PC
Mounting: Recessed



92MODLS0530/BL

Type: LED Grill COB module
Power: 5W
Lumens: 310lm
Efficiency: 62lm/W
LED chip: COB
Body Colour: Black
Material: Aluminum + PC
Mounting: Recessed




92MODLS0530/BR

Type: LED Grill COB module
Power: 5W
Lumens: 310lm
Efficiency: 62lm/W
LED chip: COB
Body Colour: Brass
Material: Aluminum + PC
Mounting: Recessed



92MOD1GR/WH

Type: Console for 1 Grill COB Module
Colour: White
Material: PC
Mounting: Recessed
Height: 55,5mm
Cut size: 55x55mm



92MOD1GR/BL

Type: Console for 1 Grill COB Module
Colour: Black
Material: PC
Mounting: Recessed
Height: 55,5mm
Cut size: 55x55mm

92MOD1GR/BR

Type: Console for 1 Grill COB Module
Colour: Brass
Material: PC
Mounting: Recessed
Height: 55,5mm
Cut size: 55x55mm

5 YEARS TOTAL WARRANTY
+ 3 standard
2 extended

IP20
220-240V
CE

Scan QR code for 3D models, IES files & price.



92MOD2GR/WH



92MOD2GR/BL



92MOD2GR/BR



92MOD3GR/WH



92MOD3GR/BL




92MOD3GR/BR

Click on the image & view the price

FREE COMBINATION CONSOLE BOXES, MODENA SERIES

5 YEARS TOTAL WARRANTY
+ 3 standard
2 extended

IP20



92MOD2GR/WH


Type: Console for 2 Grill
COB Module
Colour: White
Material: PC
Mounting: Recessed
Height: 55,5mm
Cut size: 100x55mm

92MOD2GR/BL

Type: Console for 2 Grill
COB Module
Colour: Black
Material: PC
Mounting: Recessed
Height: 55,5mm
Cut size: 100x55mm

92MOD2GR/BR

Type: Console for 2 Grill
COB Module
Colour: Brass
Material: PC
Mounting: Recessed
Height: 55,5mm
Cut size: 100x55mm



92MOD3GR/WH

Type: Console for 3 Grill
COB Module
Colour: White
Material: PC
Mounting: Recessed
Height: 55,5mm
Cut size: 144x55mm

92MOD3GR/BL

Type: Console for 3 Grill
COB Module
Colour: Black
Material: PC
Mounting: Recessed
Height: 55,5mm
Cut size: 144x55mm

92MOD3GR/BR

Type: Console for 3 Grill
COB Module
Colour: Brass
Material: PC
Mounting: Recessed
Height: 55,5mm
Cut size: 144x55mm


Scan QR code for 3D models, IES files & price.



92MOD4GR/WH



92MOD4GR/BL



92MOD4GR/BR



92MOD2RR



92MOD3RR



92MOD4RR

Click on the image & view the price

FREE COMBINATION DECORATIVE FRAMES AND CONSOLE BOXES, MODENA SERIES



92MOD4GR/WH

Type: Console for 4 Grill COB Module
Colour: White
Material: PC
Mounting: Recessed
Height: 55,5mm
Cut size: 189x55mm



92MOD4GR/BL

Type: Console for 4 Grill COB Module
Colour: Black
Material: PC
Mounting: Recessed
Height: 55,5mm
Cut size: 189x55mm


92MOD4GR/BR

Type: Console for 4 Grill COB Module
Colour: Brass
Material: PC
Mounting: Recessed
Height: 55,5mm
Cut size: 189x55mm




92MOD2RR

Type: Rimless console for 2 Grill COB Module
Colour: White
Material: PC
Mounting: Recessed
Height: 55,5mm
Cut size: 100x55mm




92MOD3RR

Type: Rimless console for 3 Grill COB Module
Colour: White
Material: PC
Mounting: Recessed
Height: 55,5mm
Cut size: 153x63mm



92MOD4RR

Type: Rimless console for 4 Grill COB Module
Colour: White
Material: PC
Mounting: Recessed
Height: 55,5mm
Cut size: 198x63mm



5 YEARS TOTAL WARRANTY
+ 3 standard
+ 2 extended

IP20



Scan QR code for 3D models, IES files & price.

*Options with emergency kit



page 485

*Compatible with DALI & 0-10V Dimmable Drivers



page 837



92EL62281330/WH
92EL62281340/WH
92EL62281365/WH



92EL62282030/WH
92EL62282040/WH
92EL62282065/WH

Click on the image & view the price

RECESSED DOWN LIGHTS, IP44


5 YEARS TOTAL WARRANTY
+ 3 standard
2 extended



LED warm WHITE 3000K 60° DALI **G**

92EL62281330/WH

Type: Recessed LED down light*
Power: 13W
Lumens: 1080lm
Efficiency: 83lm/W
Body Colour: White
Material: Aluminum
Cut size: 100mm
Height: 59 mm



*Dimmable with: DALI driver 99DALI2050042 0-10V driver 99SETDC21D010

LED neutral WHITE 4000K 60° DALI **G**

92EL62281340/WH

Type: Recessed LED down light*
Power: 13W
Lumens: 1080lm
Efficiency: 83lm/W
Body Colour: White
Material: Aluminum
Cut size: 100mm
Height: 59 mm

LED cold WHITE 6500K 60° DALI **G**

92EL62281365/WH

Type: Recessed LED down light*
Power: 13W
Lumens: 1080lm
Efficiency: 83lm/W
Body Colour: White
Material: Aluminum
Cut size: 100mm
Height: 59 mm

IP44

~230V

SMD 2835

>20000


Ra≥80



LED warm WHITE 3000K 60° DALI **F**

92EL62282030/WH

Type: Recessed LED down light*
Power: 20W
Lumens: 1800lm
Efficiency: 90lm/W
Body Colour: White
Material: Aluminum
Cut size: 140mm
Height: 88 mm



*Dimmable with: DALI driver 99DALI2050042 0-10V driver 99SETDC21D010

LED neutral WHITE 4000K 60° DALI **F**

92EL62282040/WH

Type: Recessed LED down light*
Power: 20W
Lumens: 1800lm
Efficiency: 90lm/W
Body Colour: White
Material: Aluminum
Cut size: 140mm
Height: 88 mm

LED cold WHITE 6500K 60° DALI **F**

92EL62282065/WH

Type: Recessed LED down light*
Power: 20W
Lumens: 1800lm
Efficiency: 90lm/W
Body Colour: White
Material: Aluminum
Cut size: 140mm
Height: 88 mm

Scan QR code for 3D models, IES files & price.

*Options with emergency kit



page 485

*Compatible with DALI & 0-10V Dimmable Drivers



page 837

ELMARK
The Brand of Electricity



92EL62283030/WH
92EL62283040/WH
92EL62283065/WH



92EL62284230/WH
92EL62284240/WH
92EL62284265/WH

Click on the image & view the price

RECESSED DOWN LIGHTS WITH LED CHIP OSRAM, IP44



92EL62283030/WH

Type: Recessed LED down light*
Power: 30W
Lumens: 3000lm
Efficiency: 100lm/W
Body Colour: White
Material: Aluminum
Cut size: 170mm
Height: 110 mm

*Dimmable with: DALI driver 99DALI40105042 0-10V driver 99SETDC30D010



92EL62283040/WH


Type: Recessed LED down light*
Power: 30W
Lumens: 3000lm
Efficiency: 100lm/W
Body Colour: White
Material: Aluminum
Cut size: 170mm
Height: 110 mm



92EL62283065/WH

Type: Recessed LED down light*
Power: 30W
Lumens: 3000lm
Efficiency: 100lm/W
Body Colour: White
Material: Aluminum
Cut size: 170mm
Height: 110 mm

* Dimmable with DALI driver: 99DALI40105042



92EL62284230/WH

Type: Recessed LED down light*
Power: 42W
Lumens: 4200lm
Efficiency: 100lm/W
Body Colour: White
Material: Aluminum
Cut size: 205mm
Height: 121 mm

*Dimmable with: DALI driver 99DALI40105042 0-10V driver 99SETDC40D010



92EL62284240/WH

Type: Recessed LED down light*
Power: 42W
Lumens: 4200lm
Efficiency: 100lm/W
Body Colour: White
Material: Aluminum
Cut size: 205mm
Height: 121 mm



92EL62284265/WH

Type: Recessed LED down light*
Power: 42W
Lumens: 4200lm
Efficiency: 100lm/W
Body Colour: White
Material: Aluminum
Cut size: 205mm
Height: 121 mm

5 YEARS TOTAL WARRANTY
+ 3 standard
2 extended

IP44

~230V

SMD 2835

>20000

Ra≥80

EMC

Scan QR code for 3D models, IES files & price.

Download ELMARK BUSINESS APP

from www.elmarkholding.eu or for mobile from

Google Play

App Store

*Options with emergency kit



page 485

*Compatible with DALI & 0-10V Dimmable Drivers



page 837



93EL62282030/WH
93EL62282040/WH
93EL62282065/WH



93EL62283030/WH
93EL62283040/WH
93EL62283065/WH

Click on the image & view the price

RECESSED DOWN LIGHTS, IP44

5 YEARS TOTAL WARRANTY

+ 3 standard 2 extended

IP44


~230V

SMD 2835

>20000

Ra≥80

EMC



93EL62282030/WH

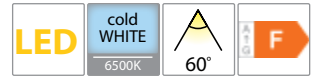
Type: Recessed LED down light*
Power: 20W
Lumens: 1800lm
Efficiency: 90lm/W
Body Colour: White
Material: Aluminum
Cut size: 140mm
Height: 88 mm

*Dimmable with: DALI driver 99DALI2050042 0-10V driver 99SETDC40D010



93EL62282040/WH

Type: Recessed LED down light*
Power: 20W
Lumens: 1800lm
Efficiency: 90lm/W
Body Colour: White
Material: Aluminum
Cut size: 140mm
Height: 88 mm



93EL62282065/WH

Type: Recessed LED down light*
Power: 20W
Lumens: 1800lm
Efficiency: 90lm/W
Body Colour: White
Material: Aluminum
Cut size: 140mm
Height: 88 mm



93EL62283030/WH

Type: Recessed LED down light*
Power: 30W
Lumens: 3000lm
Efficiency: 100lm/W
Body Colour: White
Material: Aluminum
Cut size: 170mm
Height: 110 mm

*Dimmable with: DALI driver 99DALI40105042 0-10V driver 99SETDC40D010



93EL62283040/WH

Type: Recessed LED down light*
Power: 30W
Lumens: 3000lm
Efficiency: 100lm/W
Body Colour: White
Material: Aluminum
Cut size: 170mm
Height: 110 mm



93EL62283065/WH

Type: Recessed LED down light*
Power: 30W
Lumens: 3000lm
Efficiency: 100lm/W
Body Colour: White
Material: Aluminum
Cut size: 170mm
Height: 110 mm

Scan QR code for 3D models, IES files & price.

*Options with emergency kit



page 485

*Compatible with DALI & 0-10V Dimmable Drivers



page 837

ELMARK
The Brand of Electricity



93EL62284230/WH
93EL62284240/WH
93EL62284265/WH

RECESSED DOWN LIGHTS WITH LED CHIP OSRAM, IP44



93EL62284230/WH

Type: Recessed LED down light*
Power: 42W
Lumens: 4200lm
Efficiency: 100lm/W
Body Colour: White
Material: Aluminum
Cut size: 205mm
Height: 121 mm

*Dimmable with: *DALI driver* 99DALI40105042 | *0-10V driver* 99SETDC40D010



93EL62284240/WH

Type: Recessed LED down light*
Power: 42W
Lumens: 4200lm
Efficiency: 100lm/W
Body Colour: White
Material: Aluminum
Cut size: 205mm
Height: 121 mm



93EL62284265/WH

Type: Recessed LED down light*
Power: 42W
Lumens: 4200lm
Efficiency: 100lm/W
Body Colour: White
Material: Aluminum
Cut size: 205mm
Height: 121 mm

Click on the image & view the price

5 YEARS TOTAL WARRANTY
+ 3 standard
2 extended

IP44

~230V

SMD 2835

>20000

Ra≥80

EMC

Scan QR code for 3D models, IES files & price.

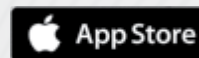
Download



from www.elmarkholding.eu or for mobile from



or





92EL1460340/WH



92EL1460340/BL



92EL1470340/WH



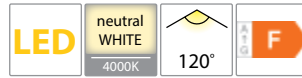
92EL1470340/BL

Click on the image & view the price

RECESSED LED AMBIENT LIGHTS

3 YEARS TOTAL WARRANTY
+ 3 standard
0 extended

IP20
AC85-265V
Ra>80
CE

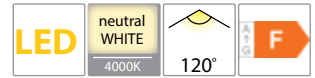



92EL1460340/WH

Type: Recessed LED ambient light
Power: 3W
Lumens: 33lm
Efficiency: 11lm/W
Body colour: White
Material: Aluminum
Mounting: Recessed
Cut size: 72x38 mm
Depth: 50 mm

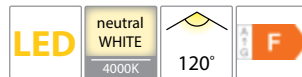

SENSOR:

Type: PIR/Light | Detection distance: max. 2m | Ambient Light: < 10LUX | Time-Delay: 30s



92EL1460340/BL

Type: Recessed LED ambient light
Power: 3W
Lumens: 16lm
Efficiency: 5.33lm/W
Body colour: Black
Material: Aluminum
Mounting: Recessed
Cut size: 72x38 mm
Depth: 50 mm

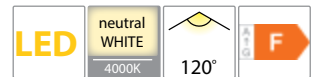


92EL1470340/WH

Type: Recessed LED ambient light
Power: 3W
Lumens: 30lm
Efficiency: 10lm/W
Body colour: White
Material: Aluminum
Mounting: Recessed
Cut size: 157x33 mm
Depth: 50 mm

SENSOR:

Type: PIR/Light | Detection distance: max. 3m | Ambient Light: < 10LUX | Time-Delay: 30s



92EL1470340/BL

Type: Recessed LED ambient light
Power: 3W
Lumens: 8lm
Efficiency: 2.67m/W
Body colour: White
Material: Aluminum
Mounting: Recessed
Cut size: 157x33 mm
Depth: 50 mm

Scan QR code for 3D models, IES files & price.



92EL1480340/WH



92EL1480340/BL

RECESSED LED AMBIENT LIGHTS

Click on the image & view the price



LED neutral WHITE 4000K 120° F

92EL1480340/WH


Type: Recessed LED ambient light
Power: 3W
Lumens: 7lm
Efficiency: 2.33lm/W
Body colour: White
Material: Aluminum
Mounting: Recessed
Cut size: 80x80 mm
Depth: 35 mm



LED neutral WHITE 4000K 120° F

92EL1480340/BL

Type: Recessed LED ambient light
Power: 3W
Lumens: 6lm
Efficiency: 2lm/W
Body colour: White
Material: Aluminum
Mounting: Recessed
Cut size: 80x80 mm
Depth: 35 mm



SENSOR:

Type: PIR/Light | Detection distance: max. 2m | Ambient Light: < 10LUX | Time-Delay: 30s

3 YEARS TOTAL WARRANTY
+ 3 standard
0 extended

IP20
AC85-265V
Ra>80
CE

Scan QR code for 3D models, IES files & price.

*Options with emergency kit



page 487

*Compatible with DALI & 0-10V Dimmable Drivers



page 837



92EL05630/WHBK
92EL05640/WHBK



92EL051230/WHBK
92EL051240/WHBK



92EL052030/WHBK
92EL052040/WHBK

Click on the image & view the price

RECESSED LINEAR LIGHTS

5 YEARS TOTAL WARRANTY
+ 3 standard
2 extended

IP40

~230V

20000h


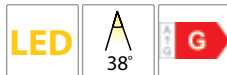
Ra≥80

EMC

RoHS COMPLIANT

CE

Scan QR code for 3D models, IES files & price.


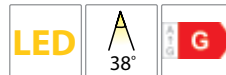


warm WHITE 3000K
neutral WHITE 4000K

92EL05630/WHBK

92EL05640/WHBK

Type: Recessed LED COB Linear Light
Power: 5W
Lumens: 400lm
Efficiency: 80lm/W
Body colour: White & Black
Material: Aluminum
Mounting: Recessed
Cut size: 138x35mm
Height: 35 mm


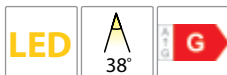


warm WHITE 3000K
neutral WHITE 4000K

92EL051230/WHBK

92EL051240/WHBK

Type: Recessed LED COB Linear Light
Power: 10W
Lumens: 800lm
Efficiency: 80lm/W
Body colour: White & Black
Material: Aluminum
Mounting: Recessed
Cut size: 272x35mm
Height: 35 mm



warm WHITE 3000K
neutral WHITE 4000K

92EL052030/WHBK

92EL052040/WHBK

Type: Recessed LED COB linear light*
Power: 15W
Lumens: 1200lm
Efficiency: 80lm/W
Body colour: White & Black
Material: Aluminum
Mounting: Recessed
Cut size: 406x35mm
Height: 35 mm

*Dimmable with: DALI driver 99DALI1240042 | 0-10V driver 99SETDC12D010



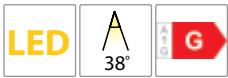
92EL141030/WHBK
92EL141040/WHBK




92EL142030/WHBK
92EL142040/WHBK

Click on the image & view the price

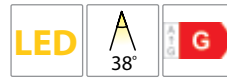
SURFACE LINEAR LIGHTS




92EL141030/WHBK
warm WHITE
3000K
92EL141040/WHBK
neutral WHITE
4000K



Type: Surface LED COB linear light
Power: 10W
Lumens: 800lm
Efficiency: 80lm/W
Body colour: White & Black
Material: Aluminum
Mounting: Surface



92EL142030/WHBK
warm WHITE
3000K
92EL142040/WHBK
neutral WHITE
4000K



Type: Recessed LED COB linear light
Power: 20W
Lumens: 1600lm
Efficiency: 80lm/W
Body colour: White & Black
Material: Aluminum
Mounting: Surface

5 YEARS TOTAL WARRANTY
+ 3 standard
+ 2 extended

- IP40
- ~230V
- 20000h
- Ra≥80
- EMC
- RoHS COMPLIANT
- CE

Scan QR code for 3D models, IES files & price.



93TLOM1540/WH
93TLOM3040/WH



93TLBM1540/WH

Click on the image
& view the price

SURFACE & RECESSED FIXTURES

5 YEARS TOTAL WARRANTY
+ 3 standard
2 extended

IP40

~230V

Ra≥80

EMC


RoHS COMPLIANT

CE

Scan QR code for 3D models,
IES files & price.

LED neutral WHITE 4000K Δ 24° **G**

93TLOM1540/WH



Type: Spotlight
Power: 15W
Lumens: 1350lm
Efficiency: 90lm/W
Body colour: White
Mounting: Surface
Material: Aluminum

LED neutral WHITE 4000K Δ 24° **G**

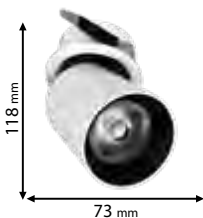
93TLOM3040/WH



Type: Spotlight
Power: 30W
Lumens: 2700lm
Efficiency: 90lm/W
Body colour: White
Mounting: Surface
Material: Aluminum

LED neutral WHITE 4000K Δ 30° **G**

93TLBM1540/WH



Type: Spotlight
Power: 15W
Lumens: 1350lm
Efficiency: 90lm/W
Body colour: White
Mounting: Recessed
Material: Aluminum



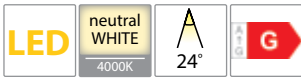
93TLOM1540/BL
93TLOM3040/BL




93TLBM1540/BL

Click on the image
& view the price

SURFACE & RECESSED FIXTURES



93TLOM1540/BL



Type: Spotlight
Power: 15W
Lumens: 1350lm
Efficiency: 90lm/W
Body colour: Black
Mounting: Surface
Material: Aluminum



93TLOM3040/BL



Type: Spotlight
Power: 30W
Lumens: 2700lm
Efficiency: 90lm/W
Body colour: Black
Mounting: Surface
Material: Aluminum



93TLBM1540/BL



Type: Spotlight
Power: 15W
Lumens: 1350lm
Efficiency: 90lm/W
Body colour: Black
Mounting: Recessed
Material: Aluminum

5 YEARS TOTAL WARRANTY
+ 3 standard
2 extended

IP40

~230V

Ra≥80

EMC
COMPLIANT

RoHS
COMPLIANT

CE

Scan QR code for 3D models,
IES files & price.

Recommended bulb



GU10

page 761

ELMARK

The Brand of Electricity



92DL044S1/BL



92DL044S1/BLWH



92DL044S1/GDBL



92DL044S1/GDWH


Click on the image & view the price

SURFACE SPOT LIGHTS

5 YEARS TOTAL WARRANTY
+ 3 standard
2 extended

Lamps Not Included 1xGU10

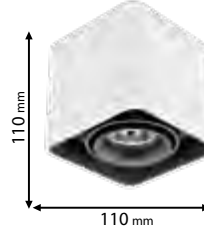
92DL044S1/BL



Type: Square down light
Body colour: Black
Material: Aluminum
Mounting: Surface
Max.: 8W

Lamps Not Included 1xGU10

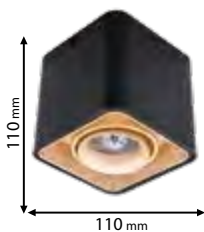
92DL044S1/BLWH



Type: Square down light
Body colour: White & Black
Material: Aluminum
Mounting: Surface
Max.: 8W

Lamps Not Included 1xGU10

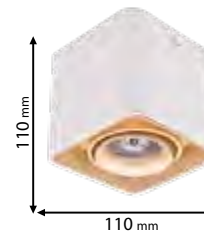
92DL044S1/GDBL



Type: Square down light
Body colour: Black & Gold
Material: Aluminum
Mounting: Surface
Max.: 8W

Lamps Not Included 1xGU10

92DL044S1/GDWH



Type: Square down light
Body colour: White & Gold
Material: Aluminum
Mounting: Surface
Max.: 8W

Scan QR code for 3D models, IES files & price.

IP20

~230V

RoHS
COMPLIANT

CE

Recommended bulb



GU10

page 761

ELMARK

The Brand of Electricity




92DL044S2/BL



92DL044S2/BLWH



92DL044S2/GDBL



92DL044S2/GDWH


Click on the image & view the price

SURFACE DOWN LIGHTS

Lamps Not Included



92DL044S2/BL



Type: Down light
Body colour: Black
Material: Aluminum
Mounting: Surface
Max.: 2x8W

Lamps Not Included



92DL044S2/BLWH

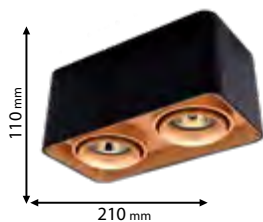


Type: Down light
Body colour: White & Black
Material: Aluminum
Mounting: Surface
Max.: 2x8W

Lamps Not Included



92DL044S2/GDBL




Type: Down light
Body colour: Black & Gold
Material: Aluminum
Mounting: Surface
Max.: 2x8W

Lamps Not Included



92DL044S2/GDWH



Type: Down light
Body colour: White & Gold
Material: Aluminum
Mounting: Surface
Max.: 2x8W

5 YEARS TOTAL WARRANTY
+ 3 standard
+ 2 extended

IP20

12V


RoHS COMPLIANT

CE

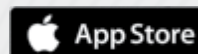
Scan QR code for 3D models, IES files & price.

Download **ELMARK BUSINESS APP**

from www.elmarkholding.eu or for mobile from



or





92FLCOM1040/BL
92FLCOM2040/BL
92FLCOM3040/BL
92FLCOM4040/BL

Click on the image & view the price

SURFACE DOWN LIGHTS, IP44

5 YEARS TOTAL WARRANTY
+ 3 standard
2 extended

IP44

~230V

20000h

Ra≥80

EMC

RoHS COMPLIANT

CE

Scan QR code for 3D models, IES files & price.

LED neutral WHITE 4000K 60° **F**

92FLCOM1040/BL



Type: Round down light
Power: 10W
Lumens: 800lm
Efficiency: 80lm/W
Body colour: Black
Mounting: Surface
Material: Aluminum

LED neutral WHITE 4000K 60° **F**

92FLCOM2040/BL



Type: Round down light
Power: 20W
Lumens: 1600lm
Efficiency: 80lm/W
Body colour: Black
Mounting: Surface
Material: Aluminum

LED neutral WHITE 4000K 60° **G**

92FLCOM3040/BL



Type: Round down light
Power: 30W
Lumens: 2400lm
Efficiency: 80lm/W
Body colour: Black
Mounting: Surface
Material: Aluminum

LED neutral WHITE 4000K 60° **G**

92FLCOM4040/BL



Type: Round down light
Power: 40W
Lumens: 3200lm
Efficiency: 80lm/W
Body colour: Black
Mounting: Surface
Material: Aluminum




92FLCOM1040/WH
92FLCOM2040/WH
92FLCOM3040/WH
92FLCOM4040/WH

Click on the image & view the price

SURFACE DOWN LIGHTS, IP44

LED neutral WHITE 4000K 60° F


92FLCOM1040/WH



Type: Round down light
Power: 10W
Lumens: 800lm
Efficiency: 80lm/W
Body colour: White
Mounting: Surface
Material: Aluminum

LED neutral WHITE 4000K 60° F


92FLCOM2040/WH



Type: Round down light
Power: 20W
Lumens: 1600lm
Efficiency: 80lm/W
Body colour: White
Mounting: Surface
Material: Aluminum

LED neutral WHITE 4000K 60° G


92FLCOM3040/WH



Type: Round down light
Power: 30W
Lumens: 2400lm
Efficiency: 80lm/W
Body colour: White
Mounting: Surface
Material: Aluminum

LED neutral WHITE 4000K 60° G

92FLCOM4040/WH



Type: Round down light
Power: 40W
Lumens: 3200lm
Efficiency: 80lm/W
Body colour: White
Mounting: Surface
Material: Aluminum

5 YEARS TOTAL WARRANTY
+ 3 standard
2 extended

- IP44
- ~230V
- SMD 2835
- >20000
- Ra≥80
- EMC

Scan QR code for 3D models, IES files & price.

Recommended bulb



GU10

page 761

ELMARK

The Brand of Electricity



92DL044R1/BL



92DL044R1/WH

Click on the image & view the price

SURFACE DOWN LIGHTS

5 YEARS TOTAL WARRANTY
+ 3 standard
+ 2 extended

Lamps Not Included 1xGU10


92DL044R1/BL



Type: Round down light
Body colour: Black
Material: Aluminum
Mounting: Surface
Max.: 8W
Max. beam angle: 90°

Lamps Not Included 1xGU10

92DL044R1/WH



Type: Round down light
Body colour: White
Material: Aluminum
Mounting: Surface
Max.: 8W
Max. beam angle: 90°

IP20



RoHS COMPLIANT



Scan QR code for 3D models, IES files & price.



95LIVIA160/BL



95LIVIA160/GR



95LIVIA160/WH

Click on the image & view the price

INDOOR | DOWN LIGHTS

LIVIA SURFACE DOWN LIGHTS, IP55

LED warm WHITE 3000K neutral WHITE 4000K cold WHITE 6500K SETTABLE **E**


112°

95LIVIA160/BL



Type: Ceiling lamp
Lamp holder: GX53
Power: 10W
Lumens: 1200lm
Efficiency: 120lm/W
Body colour: Black
Material: Resin + frosted glass

UV resistant



LED warm WHITE 3000K neutral WHITE 4000K cold WHITE 6500K SETTABLE **E**


112°

95LIVIA160/GR



Type: Ceiling lamp
Lamp holder: GX53
Power: 10W
Lumens: 1200lm
Efficiency: 120lm/W
Body colour: Grey
Material: Resin + frosted glass

UV resistant



LED warm WHITE 3000K neutral WHITE 4000K cold WHITE 6500K SETTABLE **E**


112°

95LIVIA160/WH



Type: Ceiling lamp
Lamp holder: GX53
Power: 10W
Lumens: 1200lm
Efficiency: 120lm/W
Body colour: White
Material: Resin + frosted glass

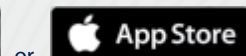
UV resistant



5 YEARS TOTAL WARRANTY
+ 3 standard
2 extended

- IP55**
- ~230V
- SMD 2835
- >15000
- Ra≥80
- EMC**

Scan QR code for 3D models, IES files & price.





95LIVIA90/BL



95LIVIA90/GR



95LIVIA90/WH

Click on the image & view the price

LIVIA SURFACE DOWN LIGHTS, IP55

5 YEARS TOTAL WARRANTY
+ 3 standard
2 extended

IP55

~230V

SMD 2835

>15000

Ra≥80

EMC

Scan QR code for 3D models, IES files & price.

LED warm WHITE 2700K neutral WHITE 4000K SETTABLE **F**

A
45°



95LIVIA90/BL



Type: Ceiling lamp
Lamp holder: GU10
Power: 6W
Lumens: 600lm
Efficiency: 100lm/W
Body colour: Black
Material: Resin + frosted glass

UV resistant

LED warm WHITE 3000K neutral WHITE 4000K SETTABLE **F**

A
45°



95LIVIA90/GR



Type: Ceiling lamp
Lamp holder: GU10
Power: 6W
Lumens: 600lm
Efficiency: 100lm/W
Body colour: Grey
Material: Resin + frosted glass

UV resistant

LED warm WHITE 3000K neutral WHITE 4000K SETTABLE **F**

A
45°



95LIVIA90/WH



Type: Ceiling lamp
Lamp holder: GU10
Power: 6W
Lumens: 600lm
Efficiency: 100lm/W
Body colour: White
Material: Resin + frosted glass

UV resistant



95LIVIA180/BL



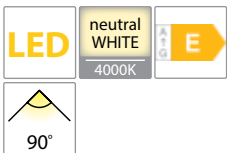
95LIVIA180/GR



95LIVIA180/WH

Click on the image & view the price

LIVIA SURFACE DOWN LIGHTS, IP55

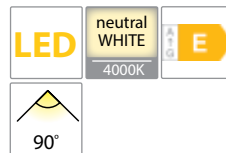
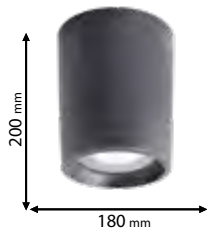


95LIVIA180/BL



Type: Ceiling lamp
Lamp holder: E27
Power: 15W
Lumens: 1800lm
Efficiency: 120lm/W
Body colour: Black
Material: Resin + frosted glass

UV resistant

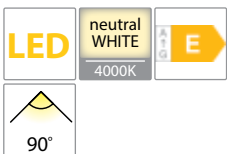



95LIVIA180/GR



Type: Ceiling lamp
Lamp holder: E27
Power: 15W
Lumens: 1800lm
Efficiency: 120lm/W
Body colour: Grey
Material: Resin + frosted glass

UV resistant



95LIVIA180/WH



Type: Ceiling lamp
Lamp holder: E27
Power: 15W
Lumens: 1800lm
Efficiency: 120lm/W
Body colour: White
Material: Resin + frosted glass

UV resistant



INDOOR | DOWN LIGHTS

5 YEARS TOTAL WARRANTY
+ 3 standard
2 extended

IP55

~230V

SMD 2835

>15000

Ra≥80

EMC

Scan QR code for 3D models, IES files & price.

Recommended bulb



E27

page 742

ELMARK

The Brand of Electricity



96DL305/BL



96DL305/GR



96DL305/WH


Click on the image & view the price

SURFACE DOWN LIGHTS, IP54

3 YEARS TOTAL WARRANTY
+ 2 standard
1 extended

Lamps Not Included  1xE27

96DL305/BL

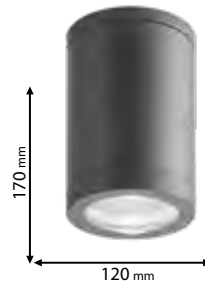


Type: Ceiling lamp
Body colour: Black
Material: UV resistant ABS + PC
Max.: 40W
Max. beam angle: 90°

UV resistant

Lamps Not Included  1xE27

96DL305/GR




Type: Ceiling lamp
Body colour: Grey
Material: UV resistant ABS + PC
Max.: 40W
Max. beam angle: 90°

UV resistant

Lamps Not Included  1xE27

96DL305/WH



Type: Ceiling lamp
Body colour: White
Material: UV resistant ABS + PC
Max.: 40W
Max. beam angle: 90°

UV resistant

Scan QR code for 3D models, IES files & price.

Recommended bulb



GU10

page 761

ELMARK
The Brand of Electricity



96DL306/BL



96DL306/GR



96DL306/WH


Click on the image
& view the price

SURFACE DOWN LIGHTS, IP54

Lamps
Not Included



96DL306/BL




Type: Ceiling lamp
Body colour: Black
Material: UV resistant ABS + PC
Max.: 8W
Max. beam angle: 90°

UV resistant

Lamps
Not Included



96DL306/GR




Type: Ceiling lamp
Body colour: Grey
Material: UV resistant ABS + PC
Max.: 8W
Max. beam angle: 90°

UV resistant

Lamps
Not Included



96DL306/WH



Type: Ceiling lamp
Body colour: White
Material: UV resistant ABS + PC
Max.: 8W
Max. beam angle: 90°

UV resistant

3 YEARS TOTAL WARRANTY
+ 2 standard
+ 1 extended

IP54

~230V

RoHS COMPLIANT

CE

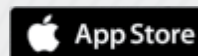
Scan QR code for 3D models,
IES files & price.

Download **ELMARK BUSINESS APP**

from www.elmarkholding.eu or for mobile from



or



MAGNETIC TRACK SYSTEMS





93US011230/BL
93US011240/BL



93US011230/WH
93US011240/WH



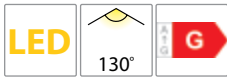
93US020630/BL
93US020640/BL



93US011230/WH
93US011240/WH

Click on the image & view the price

ULTRA SLIM MAGNETIC LED LIGHTS, EL-US01 | EL-US02 SERIES

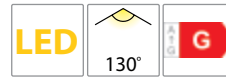



93US011230/BL



93US011240/BL

Type: Ultra Slim Magnetic Linear LED Light | EL-US01
Power: 12W
Lumens: 3000K: 480lm;
4000K: 500lm
Efficiency: 42lm/W
LED chip: Osram
Driver: Non-flicker
Body colour: Black
Material: Metal
Height: 11mm

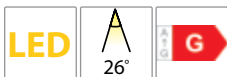



93US011230/WH



93US011240/WH

Type: Ultra Slim Magnetic Linear LED Light | EL-US01
Power: 12W
Lumens: 3000K: 500lm;
4000K: 520lm
Efficiency: 43lm/W
LED chip: Osram
Driver: Non-flicker
Body colour: White
Material: Metal
Height: 11mm

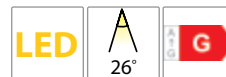
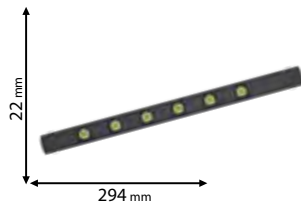


93US020630/BL



93US020640/BL

Type: Ultra Slim Magnetic Linear LED Light | EL-US02
Power: 6W
Lumens: 3000K: 260lm;
4000K: 280lm
Efficiency: 47lm/W
LED chip: Osram
Driver: Non-flicker
Body colour: Black
Material: Metal
Height: 11mm

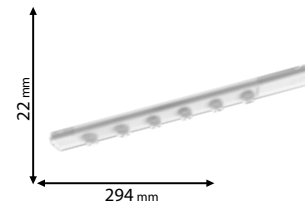


93US020640/WH

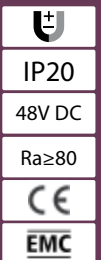


93US020640/WH

Type: Ultra Slim Magnetic Linear LED Light | EL-US02
Power: 6W
Lumens: 3000K: 280lm;
4000K: 300lm
Efficiency: 47lm/W
LED chip: Osram
Driver: Non-flicker
Body colour: White
Material: Metal
Height: 11mm



3 YEARS TOTAL WARRANTY
+ 3 standard
0 extended



Scan QR code for 3D models, IES files & price.



93US030630/BL
93US030640/BL



93US030630/WH
93US030640/WH



93US041230/BL
93US041240/BL



93US041230/WH
93US041240/WH

Click on the image & view the price

ULTRA SLIM MAGNETIC LED LIGHTS, EL-US03 | EL-US04 SERIES

3 YEARS TOTAL WARRANTY
+ 3 standard
0 extended




IP20

48V DC

Ra≥80



Scan QR code for 3D models, IES files & price.




93US030630/BL

93US030640/BL

warm WHITE
3000K
neutral WHITE
4000K

Type: Ultra Slim Folding Magnetic Linear LED Light | EL-US03
Power: 6W
Lumens: 3000K: 380lm;
4000K: 400lm
Efficiency: 67lm/W
LED chip: Osram
Driver: Non-flicker
Body colour: Black
Material: Metal
Height: 700mm


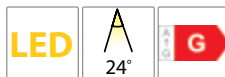


93US030630/WH

93US030640/WH

warm WHITE
3000K
neutral WHITE
4000K

Type: Ultra slim magnetic linear LED light | EL-US03
Power: 6W
Lumens: 3000K: 400lm;
4000K: 420lm
Efficiency: 70lm/W
LED chip: Osram
Driver: Non-flicker
Body colour: White
Material: Metal
Height: 700mm


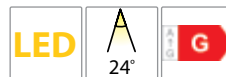


93US041230/BL

93US041240/BL

warm WHITE
3000K
neutral WHITE
4000K

Type: Ultra Slim Folding Magnetic Linear LED Light | EL-US04
Power: 12W
Lumens: 3000K: 880lm;
4000K: 890lm
Efficiency: 74lm/W
LED chip: Osram
Driver: Non-flicker
Body colour: Black
Material: Metal
Height: 700mm

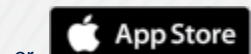


93US041230/WH

93US041240/WH

warm WHITE
3000K
neutral WHITE
4000K

Type: Ultra Slim Folding Magnetic Linear LED Light | EL-US04
Power: 12W
Lumens: 3000K: 890lm;
4000K: 930lm
Efficiency: 74lm/W
LED chip: Osram
Driver: Non-flicker
Body colour: White
Material: Metal
Height: 700mm





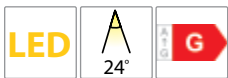
93US050630/BL
93US050640/BL
93US061230/BL
93US061240/BL



93US050630/WH
93US050640/WH
93US061230/WH
93US061240/WH

ULTRA SLIM MAGNETIC LED LIGHTS, EL-US05 | EL-US06 SERIES

Click on the image & view the price

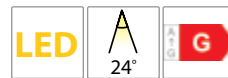


93US050630/BL



93US050640/BL

Type: Magnetic Track LED Light | EL-US05
Power: 6W
Lumens: 3000K: 470lm;
4000K: 480lm
Efficiency: 80lm/W
LED chip: Bridgelux
Driver: Non-flicker
Body colour: Black
Material: Metal

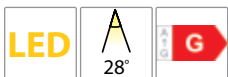



93US050630/WH



93US050640/WH

Type: Magnetic Track LED Light | EL-US05
Power: 6W
Lumens: 3000K: 470lm;
4000K: 480lm
Efficiency: 80lm/W
LED chip: Bridgelux
Driver: Non-flicker
Body colour: Black
Material: Metal




93US061230/BL



93US061240/BL

Type: Magnetic Track LED Light | EL-US06
Power: 12W
Lumens: 3000K: 950lm;
4000K: 1020lm
Efficiency: 85lm/W
LED chip: Bridgelux
Driver: Non-flicker
Body colour: Black
Material: Metal



93US061230/WH

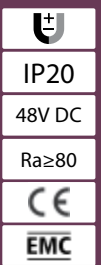


93US061240/WH

Type: Magnetic Track LED Light | EL-US06
Power: 12W
Lumens: 3000K: 1020lm;
4000K: 1070lm
Efficiency: 89lm/W
LED chip: Bridgelux
Driver: Non-flicker
Body colour: White
Material: Metal




3 YEARS TOTAL WARRANTY
+ 3 standard
0 extended




Scan QR code for 3D models, IES files & price.



93USMR1SM/BL
93USMR2SM/BL



93USMR1SM/WH
93USMR2SM/WH




93USMR1SM/G
93USMR2SM/G

Click on the image
& view the price

48V TRACK RAILS FOR MAGNETIC LIGHTS EL-US SERIES

2 YEARS TOTAL WARRANTY
+ 2 standard
0 extended

93USMR1SM/BL



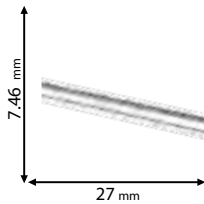
Type: 48V Ultra Slim Surface
Magnetic Track Rail for
Magnetic LED Lights EL-US Series
Colour: Black
Length: 1000 mm
Height: 7.46 mm
Mounting: Surface
Material: Aluminum

93USMR2SM/BL

Type: 48V Ultra Slim Surface
Magnetic Track Rail for
Magnetic LED Lights EL-US Series
Colour: Black
Length: 2000 mm
Height: 7.46 mm
Mounting: Surface
Material: Aluminum



93USMR1SM/WH




Type: 48V Ultra Slim Surface
Magnetic Track Rail for
Magnetic LED Lights EL-US Series
Colour: White
Length: 1000 mm
Height: 7.46 mm
Mounting: Surface
Material: Aluminum

93USMR2SM/WH

Type: 48V Ultra Slim Surface
Magnetic Track Rail for
Magnetic LED Lights EL-US Series
Colour: White
Length: 2000 mm
Height: 7.46 mm
Mounting: Surface
Material: Aluminum



93USMR1SM/G



Type: 48V Ultra Slim Surface
Magnetic Track Rail for
Magnetic LED Lights EL-US Series
Colour: Gold
Length: 1000 mm
Height: 7.46 mm
Mounting: Surface
Material: Aluminum

93USMR2SM/G

Type: 48V Ultra Slim Surface
Magnetic Track Rail for
Magnetic LED Lights EL-US Series
Colour: Gold
Length: 2000 mm
Height: 7.46 mm
Mounting: Surface
Material: Aluminum



Scan QR code for 3D models,
IES files & price.



IP20

48V DC






93USEC/BL



93USIC/BL



93USLC/BL



93USLC/WH

Click on the image
& view the price

48V TRACK RAILS ACCESSORIES FOR MAGNETIC LIGHTS EL-US SERIES

93USEC/BL



Type: End Cap for Ultra Slim Magnetic Track Rails EL-US Series
Colour: Black
Mounting: To the end of the rail
Material: Aluminum



93USEC/WH

Type: End Cap for Ultra Slim Magnetic Track Rails EL-US Series
Colour: White
Mounting: To the end of the rail
Material: Aluminum



93USEC/G

Type: End Cap for Ultra Slim Magnetic Track Rails EL-US Series
Colour: Gold
Mounting: To the end of the rail
Material: Aluminum



93USLC/BL



Type: L-connector for Ultra Slim Magnetic Track Rails EL-US Series
Colour: Black
Mounting: Surface to Connect 2 Rails in 90°
Material: Aluminum



93USLC/WH

Type: L-connector for Ultra Slim Magnetic Track Rails EL-US Series
Colour: White
Mounting: Surface to Connect 2 Rails in 90°
Material: Aluminum



93USLC/G

Type: L-connector for Ultra Slim Magnetic Track Rails EL-US Series
Colour: Gold
Mounting: Surface to Connect 2 Rails in 90°
Material: Aluminum



93USIC/BL



Type: I-connector for Ultra Slim Magnetic Track Rails EL-US Series
Colour: Black
Mounting: Surface to Connect 2 Rails
Material: Aluminum



93USIC/WH

Type: I-connector for Ultra Slim Magnetic Track Rails EL-US Series
Colour: White
Mounting: Surface to Connect 2 Rails
Material: Aluminum

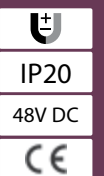


93USIC/G

Type: I-connector for Ultra Slim Magnetic Track Rails EL-US Series
Colour: Gold
Mounting: Surface to Connect 2 Rails
Material: Aluminum




2 YEARS TOTAL WARRANTY
+ 2 standard
0 extended




Scan QR code for 3D models, IES files & price.




93USTC/BL



93USTC/WH



93USXC/BL



93USXC/WH



93USCB/BL



93USCB/WH

Click on the image & view the price

48V TRACK RAILS ACCESSORIES FOR MAGNETIC LIGHTS EL-US SERIES

2 YEARS TOTAL WARRANTY
+ 2 standard
0 extended



IP20



Scan QR code for 3D models, IES files & price.

93USTC/BL



Type: T-connector for Ultra Slim Magnetic Track Rails EL-US Series
Colour: Black
Mounting: Surface to Connect
3 Rails
Material: Aluminum



93USTC/WH

Type: T-connector for Ultra Slim Magnetic Track Rails EL-US Series
Colour: White
Mounting: Surface to Connect
3 Rails
Material: Aluminum




93USTC/G

Type: T-connector for Ultra Slim Magnetic Track Rails EL-US Series
Colour: Gold
Mounting: Surface to Connect
3 Rails
Material: Aluminum



93USXC/BL



Type: X-connector for Ultra Slim Magnetic Track Rails EL-US Series
Colour: Black
Mounting: Surface to Connect
4 Rails
Material: Aluminum



93USXC/WH

Type: X-connector for Ultra Slim Magnetic Track Rails EL-US Series
Colour: White
Mounting: Surface to Connect
4 Rails
Material: Aluminum



93USXC/G

Type: X-connector for Ultra Slim Magnetic Track Rails EL-US Series
Colour: Gold
Mounting: Surface to Connect
4 Rails
Material: Aluminum



93USCB/BL



Type: Ceiling box to cover the connectors and wire
Colour: Black
Mounting: Surface
Material: Aluminum



93USCB/WH

Type: Ceiling box to cover the connectors and wire
Colour: White
Mounting: Surface
Material: Aluminum



93USCB/G

Type: Ceiling box to cover the connectors and wire
Colour: Gold
Mounting: Surface
Material: Aluminum





93US100DC/48BL



93US100DC/48WH



93US200DC/48BL



93US200DC/48WH

Click on the image
& view the price

CONSTANT VOLTAGE DRIVERS FOR ULTRA SLIM MAGNETIC TRACK RAILS EL-US SERIES, 48V DC

93US100DC/48BL

Type: Constant Voltage Driver for Ultra Slim Track Rails EL-US
Power: 100W
Input Voltage: 220-240V AC/ 50-60Hz
Output voltage: 48V DC
Output Current: 2.08A
Colour: Black



93US100DC/48WH

Type: Constant Voltage Driver for Ultra Slim Track Rails EL-US
Power: 100W
Input Voltage: 220-240V AC/ 50-60Hz
Output voltage: 48V DC
Output Current: 2.08A
Colour: White

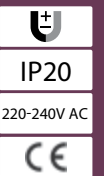


93US100DC/48G

Type: Constant Voltage Driver for Ultra Slim Track Rails EL-US
Power: 100W
Input Voltage: 220-240V AC/ 50-60Hz
Output voltage: 48V DC
Output Current: 2.08A
Colour: Gold



2 YEARS TOTAL WARRANTY
+ 2 standard
0 extended



93US200DC/48BL

Type: Constant Voltage Driver for Ultra Slim Track Rails EL-US
Power: 200W
Input Voltage: 220-240V AC/ 50-60Hz
Output voltage: 48V DC
Output Current: 4.16A
Colour: Black



93US200DC/48WH

Type: Constant Voltage Driver for Ultra Slim Track Rails EL-US
Power: 200W
Input Voltage: 220-240V AC/ 50-60Hz
Output voltage: 48V DC
Output Current: 4.16A
Colour: White



93US200DC/48G

Type: Constant Voltage Driver for Ultra Slim Track Rails EL-US
Power: 200W
Input Voltage: 220-240V AC/ 50-60Hz
Output voltage: 48V DC
Output Current: 4.16A
Colour: Gold



Scan QR code for 3D models, IES files & price.



93M20FGL0630/BL
93M20FGL0640/BL

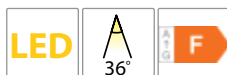


93M20FGL1230/BL
93M20FGL1240/BL

Click on the image & view the price


FOUR POLES MAGNETIC LED LIGHTS, FGL SERIES

3 YEARS TOTAL WARRANTY
+ 3 standard
0 extended

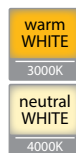
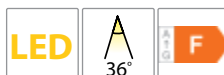


93M20FGL0630/BL

93M20FGL0640/BL



Type: Magnet foldable LED light
Power: 6W
Lumens: 520lm
Efficiency: 87lm/W
Body colour: Black
Material: Metal



93M20FGL1230/BL

93M20FGL1240/BL



Type: Magnet foldable LED light
Power: 12W
Lumens: 870lm
Efficiency: 73lm/W
Body colour: Black
Material: Metal

Scan QR code for 3D models, IES files & price.



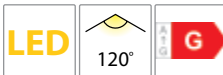
93M20FFL0630/BL
93M20FFL0640/BL



93M20FFL1230/BL
93M20FFL1240/BL

Click on the image & view the price

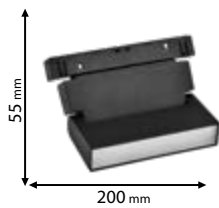
FOUR POLES MAGNETIC LED LIGHTS, FFL SERIES



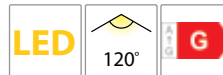
93M20FFL0630/BL



93M20FFL0640/BL




Type: Magnet foldable LED light
Power: 6W
Lumens: 360lm
Efficiency: 60lm/W
Body colour: Black
Material: Metal



93M20FFL1230/BL

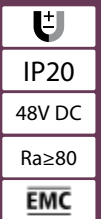


93M20FFL1240/BL



Type: Magnet foldable LED light
Power: 12W
Lumens: 740lm
Efficiency: 62lm/W
Body colour: Black
Material: Metal

3 YEARS TOTAL WARRANTY
+ 3 standard
0 extended



Scan QR code for 3D models, IES files & price.

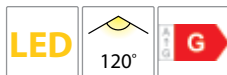


93M20DL1230/BL
93M20DL1240/BL

Click on the image
& view the price

FOUR POLES MAGNETIC LED LIGHTS, FFL SERIES

3 YEARS TOTAL WARRANTY
+ 3 standard
0 extended




warm WHITE **93M20DL1230/BL**

neutral WHITE **93M20DL1240/BL**



3000K
4000K



Type: Magnet LED Light
Power: 12W
Lumens: 1220lm
Efficiency: 102lm/W
Body colour: Black
Material: Metal + Plastic




IP20

48V DC

Ra≥80

EMC

Scan QR code for 3D models,
IES files & price.



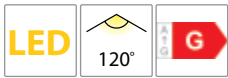
93M20FL2030/BL
93M20FL2040/BL

93M20FL1030/BL
93M20FL1040/BL

93M20FL3030/BL
93M20FL3040/BL


Click on the image & view the price

FOUR POLES MAGNETIC LED LIGHTS, FL & DL SERIES

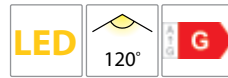


93M20FL1030/BL

93M20FL1040/BL

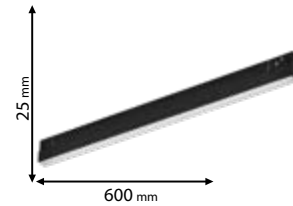


Type: Magnet LED Light
Power: 10W
Lumens: 600lm
Efficiency: 60lm/W
Body colour: Black
Material: Metal

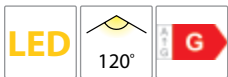


93M20FL2030/BL

93M20FL2040/BL

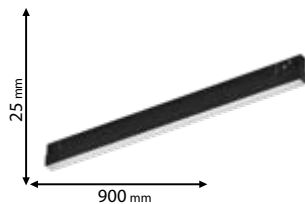


Type: Magnet LED Light
Power: 20W
Lumens: 1160lm
Efficiency: 58lm/W
Body colour: Black
Material: Meta



93M20FL3030/BL

93M20FL3040/BL



Type: Magnet LED Light
Power: 30W
Lumens: 1530lm
Efficiency: 51lm/W
Body colour: Black
Material: Metal

3 YEARS TOTAL WARRANTY
+ 3 standard
0 extended

-
- IP20**
- 48V DC**
- Ra≥80**
-

Scan QR code for 3D models, IES files & price.



93M20TL0530/BL
93M20TL0540/BL



93M20TL1230/BL
93M20TL1240/BL

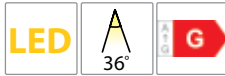


93M20TL1630/BL
93M20TL1640/BL

Click on the image & view the price

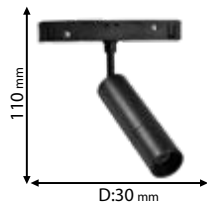
FOUR POLES MAGNETIC LED FLOODLIGHT, TL SERIES

3 YEARS TOTAL WARRANTY
+ 3 standard
0 extended

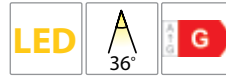


93M20TL0530/BL

93M20TL0540/BL

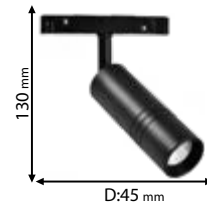


Type: Magnet foldable LED fixture
Power: 5W
Lumens: 170lm
Efficiency: 34lm/W
Body colour: Black
Material: Metal

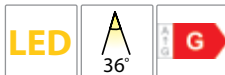


93M20TL1230/BL

93M20TL1240/BL



Type: Magnet foldable LED fixture
Power: 12W
Lumens: 880lm
Efficiency: 74lm/W
Body colour: Black
Material: Metal



93M20TL1630/BL

93M20TL1640/BL



Type: Magnet foldable LED fixture
Power: 16W
Lumens: 1520lm
Efficiency: 95lm/W
Body colour: Black
Material: Metal

Scan QR code for 3D models, IES files & price.



93M20PL0930/BL
93M20PL0940/BL

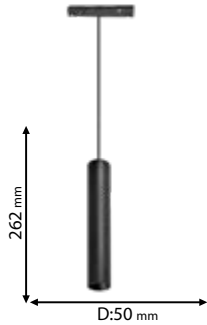


93M20TL2030/BL
93M20TL2040/BL

FOUR POLES MAGNETIC LED LIGHTS, PL & TL SERIES




93M20PL0930/BL



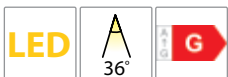
Type: Magnet LED pendant light
Power: 9W
Lumens: 920lm
Efficiency: 102lm/W
Body colour: Black
Material: Metal



93M20PL0940/BL



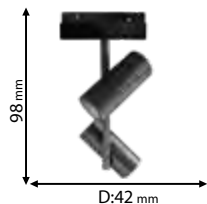
Type: Magnet LED pendant light
Power: 9W
Lumens: 920lm
Efficiency: 102lm/W
Body colour: Black
Material: Metal



93M20TL2030/BL



93M20TL2040/BL




Type: Magnet foldable LED fixture
Power: 2x8W
Lumens: 960lm
Efficiency: 60lm/W
Body colour: Black
Material: Metal

Click on the image & view the price

3 YEARS TOTAL WARRANTY
+ 3 standard
0 extended

IP20
48V DC
Ra≥80
EMC

Scan QR code for 3D models, IES files & price.



93M21PLB1030/BL
93M21PLB1040/BL

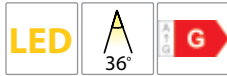


93M21TLB1030/BL
93M21TLB1040/BL

FOUR POLES MAGNETIC LED LIGHTS, PLB & TLB SERIES

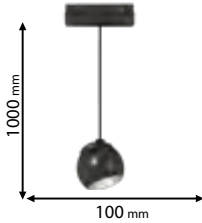
Click on the image & view the price

3 YEARS TOTAL WARRANTY
+ 3 standard
0 extended

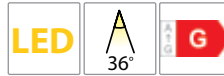


93M21PLB1030/BL
warm WHITE
3000K

93M21PLB1040/BL
neutral WHITE
4000K




Type: Magnet LED pendant light
Power: 12W
Lumens: 920lm
Efficiency: 77lm/W
Body colour: Black
Material: Metal



93M21TLB1030/BL
warm WHITE
3000K

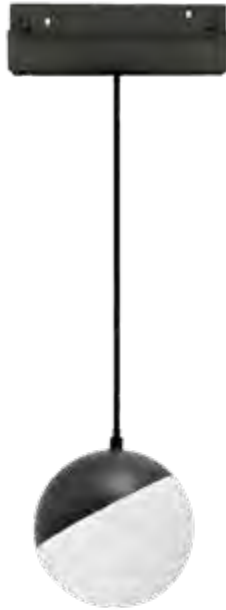
93M21TLB1040/BL
neutral WHITE
4000K



Type: Magnet LED fixture
Power: 12W
Lumens: 920lm
Efficiency: 77lm/W
Body colour: Black
Material: Metal

-
- IP20
- 48V DC
- Ra≥80
- EMC

Scan QR code for 3D models, IES files & price.

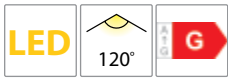


93M20TLB1030/BL
93M20TLB1040/BL




93M20PLB1030/BL
93M20PLB1040/BL

FOUR POLES MAGNETIC LED LIGHTS, PLB & TLB SERIES

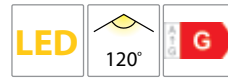


93M20PLB1030/BL

93M20PLB1040/BL

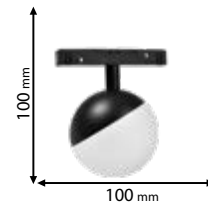


Type: Magnet LED pendant light
Power: 10W
Lumens: 860lm
Efficiency: 86lm/W
Body colour: Black
Material: Metal + PC



93M20TLB1030/BL

93M20TLB1040/BL



Type: Magnet LED fixture
Power: 10W
Lumens: 860lm
Efficiency: 86lm/W
Body colour: Black
Material: Metal + PC

Click on the image & view the price

3 YEARS TOTAL WARRANTY
+ 3 standard
0 extended

-
- IP20
- 48V DC
- Ra≥80
- EMC

Scan QR code for 3D models, IES files & price.



93MR2OM2/BL



93MA019



93MA021

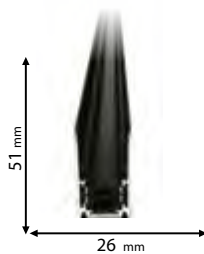


93MA020

FOUR POLES 48V TRACK RAILS FOR MAGNETIC LIGHTS


Click on the image & view the price

93MR2OM2/BL




Type: Four poles 48V track rail with plastic cover for magnetic lights
Body colour: Black
Length: 2000 mm
Mounting: Surface
Material: Aluminum

93MA019



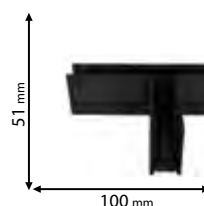
Type: L-connector for magnetic track rail 93MR2OM2/BL
Body colour: Black
Mounting: Surface
Material: Aluminum

93MA020



Type: Inside corner for magnetic track rail 93MR2OM2/BL
Body colour: Black
Mounting: Surface
Material: Aluminum

93MA021



Type: T-connector for magnetic track rail 93MR2OM2/BL
Body colour: Black
Mounting: Surface
Material: Aluminum



IP20

48V DC

Ra≥80



Scan QR code for 3D models, IES files & price.



93MA022



93MA023



93MA017

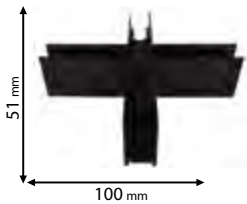


93MA033

Click on the image
& view the price


FOUR POLES 48V ACCESSORIES FOR MAGNETIC LIGHTS

93MA022



Type: X-connector for magnetic track rail 93MR2OM2/BL
Body colour: Black
Mounting: Surface
Material: Aluminum

93MA023



Type: Connector for magnetic track rail 93MR2OM2/BL
Body colour: Black
Mounting: To connect two rails
Material: Aluminum

93MA017

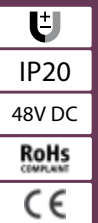


Type: Two hanging wires (SET) for magnetic track rail 93MR2OM2/BL
Colour: Grey
Length: 2000 mm
Mounting: Ceiling
Material: Metal

93MA033



Type: Two surface mount accessories (SET) for magnetic track rail 93MR2OM2/BL
Colour: Grey
Mounting: Surface
Material: Metal



Scan QR code for 3D models,
IES files & price.



93MR2BM2/BL



93MA024




93MA025

Click on the image & view the price


FOUR POLES 48V ACCESSORIES FOR MAGNETIC LIGHTS

93MR2BM2/BL




Type: Four poles 48V track rail with plastic cover for magnetic lights
Body colour: Black
Length: 2000 mm
Mounting: Recessed under dry wall
Material: Aluminum

93MA024



Type: L-connector for magnetic track rail 93MR2BM2/BL
Body colour: Black
Mounting: Recessed
Material: Aluminum

93MA025



Type: Inside corner for magnetic track rail 93MR2BM2/BL
Body colour: Black
Mounting: Recessed
Material: Aluminum

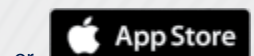


IP20

48V DC



Scan QR code for 3D models, IES files & price.





93MA026




93MA027

Click on the image & view the price


FOUR POLES 48V ACCESSORIES FOR MAGNETIC LIGHTS

93MA026

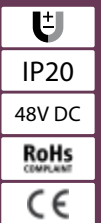


Type: T-connector for magnetic track rail 93MR2BM2/BL
Body colour: Black
Mounting: Recessed
Material: Aluminum

93MA027



Type: X-connector for magnetic track rail 93MR2BM2/BL
Body colour: Black
Mounting: Recessed
Material: Aluminum



Scan QR code for 3D models, IES files & price.



93MR3BM2/BL



93MA028



93MA029




93MA030

FOUR POLES 48V RAIL & ACCESSORIES FOR MAGNETIC LIGHTS


Click on the image & view the price

93MR3BM2/BL




Type: Four poles 48V track rail with plastic cover for magnetic lights
Body colour: Black
Length: 2000 mm
Mounting: Recessed under dry wall
Material: Aluminum

93MA028




Type: L-connector for magnetic track rail 93MR3BM2/BL
Body colour: Black
Mounting: Recessed
Material: Aluminum

93MA029

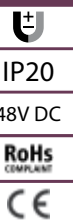


Type: Inside corner for magnetic track rail 93MR3BM2/BL
Body colour: Black
Mounting: Recessed
Material: Aluminum

93MA030



Type: T-connector for magnetic track rail 93MR3BM2/BL
Body colour: Black
Mounting: Recessed
Material: Aluminum



Scan QR code for 3D models, IES files & price.



93MA031



93MA034



93MA035




93MA005

Click on the image & view the price


FOUR POLES 48V ACCESSORIES FOR MAGNETIC LIGHTS

93MA031




Type: X-connector for magnetic track rail 93MR3BM2/BL
Body colour: Black
Mounting: Recessed
Material: Aluminum

93MA034




Type: End caps for magnetic track rails - 2pcs SET
Body colour: Black
Material: Aluminum

93MA035

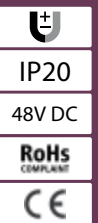


Type: Connector for magnetic rails 93MR2BM2 & 93MR3BM2
Mounting: Between two rails
Material: Metal

93MA005



Type: I-flexible connector for all type magnetic track rails
Body colour: Black
Mounting: In magnetic rail



Scan QR code for 3D models, IES files & price.



93MA006



93MA032



93MA016



93MA018

Click on the image & view the price


FOUR POLES 48V ACCESSORIES FOR MAGNETIC LIGHTS

93MA006



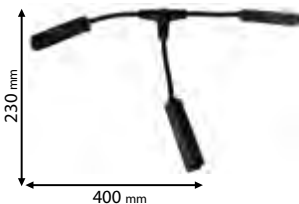
Type: Power adapter with cable for all type magnetic track rails
Body colour: Black
Mounting: In magnetic rail
Cable length: 0.5 m

93MA032




Type: I-connector for all types magnetic track rails
Body colour: Black
Mounting: In magnetic rail
Cable length: 0.5 m

93MA016



Type: Power adapter for all type T-connectors
Body colour: Black
Mounting: In T-connector

93MA018



Type: Power adapter for all type X-connectors
Body colour: Black
Mounting: In X-connector

Scan QR code for 3D models, IES files & price.

IP20
48V DC
RoHS COMPLIANT
CE




93MA100SETDC/48
93MA200SETDC/48

Click on the image
& view the price

CONSTANT VOLTAGE DRIVERS FOR MAGNETIC TRACK RAILS, 48V DC

93MA100SETDC/48



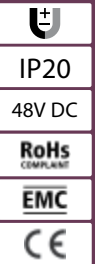
Type: Constant Voltage Driver for Magnetic Track Rails
Power: 100W
Input Voltage: 176-264V AC/ 50-60Hz
Output voltage: 48V DC
Output Current: 2.08A
Height: 58mm

93MA200SETDC/48



Type: Constant Voltage Driver for Magnetic Track Rails
Power: 200W
Input Voltage: 176-264V AC/ 50-60Hz
Output voltage: 48V DC
Output Current: 4.16A
Height: 60mm


3 YEARS TOTAL WARRANTY
+ 3 standard
0 extended




Scan QR code for 3D models, IES files & price.

TRACK LIGHT SYSTEMS





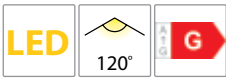
93FGNL2030/BL
93FGNL2040/BL
93FGNL3030/BL
93FGNL3040/BL



93FGNL6030/BL
93FGNL6040/BL

Click on the image & view the price

TWO LINES TRACK LIGHTS FGNL SERIES



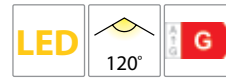
93FGNL2030/BL



93FGNL2040/BL




Type: Two lines track light
Power: 20W
Lumens: 1600lm
Efficiency: 80lm/W
Body colour: Black
Material: Aluminum + Plastic



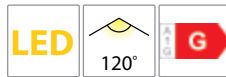
93FGNL3030/BL



93FGNL3040/BL




Type: Two lines track light
Power: 30W
Lumens: 2400lm
Efficiency: 80lm/W
Body colour: Black
Material: Aluminum + Plastic



93FGNL6030/BL



93FGNL6040/BL



Type: Two lines track light
Power: 60W
Lumens: 4800lm
Efficiency: 80lm/W
Body colour: Black
Material: Aluminum + Plastic

3 YEARS TOTAL WARRANTY
+ 3 standard
0 extended

- IP20
- ~230V
- Ra>80
- EMC
- RoHS COMPLIANT
- CE

Scan QR code for 3D models, IES files & price.



93PGNL2030/BL
93PGNL2040/BL

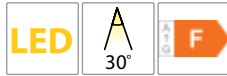


93SS1030/BL
93SS1040/BL

TWO LINES TRACK LIGHTS PGNL & SS SERIES


Click on the image & view the price

3 YEARS TOTAL WARRANTY
+ 3 standard
0 extended

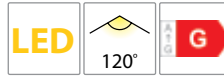


warm WHITE 93SS1030/BL
3000K

neutral WHITE 93SS1040/BL
4000K



Type: Two lines track light
Power: 10W
Lumens: 800lm
Efficiency: 80lm/W
Body colour: Black
Material: Aluminum + Plastic



warm WHITE 93PGNL2030/BL
3000K

neutral WHITE 93PGNL2040/BL
4000K



Type: Two lines track light
Power: 20W
Lumens: 1600lm
Efficiency: 80lm/W
Body colour: Black
Material: Aluminum + Plastic

IP20

~230V

Ra≥80



Scan QR code for 3D models, IES files & price.



93PFLD2030/BL
93PFLD2040/BL



93PFLD6030/BL
93PFLD6040/BL



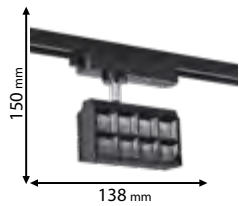
93DFLD6040/BL
93DFLD6030/BL

Click on the image & view the price

TWO LINES TRACK LIGHTS PFLD & DFLD SERIES

LED 30° **E**
warm WHITE 3000K
neutral WHITE 4000K

93PFLD2030/BL
93PFLD2040/BL



Type: Two lines track light
Power: 20W
Lumens: 1600lm
Efficiency: 80lm/W
Body colour: Black
Material: Aluminum + Plastic

LED 30° **E**
warm WHITE 3000K
neutral WHITE 4000K


93PFLD6030/BL
93PFLD6040/BL



Type: Two lines track light
Power: 60W
Lumens: 4800lm
Efficiency: 80lm/W
Body colour: Black
Material: Aluminum + Plastic

LED 30° **F**
warm WHITE 3000K
neutral WHITE 4000K

93DFLD6030/BL
93DFLD6040/BL



Type: Two lines track light
Power: 2x30W
Lumens: 4800lm
Efficiency: 80lm/W
Body colour: Black
Material: Aluminum + Plastic

3 YEARS TOTAL WARRANTY
+ 3 standard
0 extended

- IP20
- ~230V
- Ra≥80
- EMC
- RoHS COMPLIANT
- CE

Scan QR code for 3D models, IES files & price.



93ZFLD1240/BL
93ZFLD1230/BL



93ZFLD2040/BL
93ZFLD2030/BL



93ZFLD3040/BL
93ZFLD3030/BL



93ZFLD6040/BL
93ZFLD6030/BL

Click on the image & view the price

TWO LINES TRACK LIGHTS ZFLD SERIES

3 YEARS TOTAL WARRANTY
+ 3 standard
0 extended

IP20

~230V

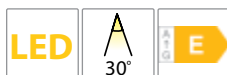
Ra≥80

EMC

RoHS COMPLIANT

CE

Scan QR code for 3D models, IES files & price.



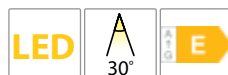
warm WHITE 93ZFLD1230/BL
3000K

neutral WHITE 93ZFLD1240/BL
4000K



146 mm

Type: Two lines track light
Power: 12W
Lumens: 960lm
Efficiency: 80lm/W
Body colour: Black
Material: Aluminum + Plastic



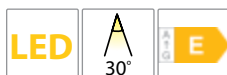
warm WHITE 93ZFLD2030/BL
3000K

neutral WHITE 93ZFLD2040/BL
4000K



278 mm

Type: Two lines track light
Power: 20W
Lumens: 1600lm
Efficiency: 80lm/W
Body colour: Black
Material: Aluminum + Plastic



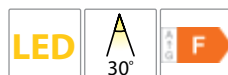
warm WHITE 93ZFLD3030/BL
3000K

neutral WHITE 93ZFLD3040/BL
4000K



410 mm

Type: Two lines track light
Power: 30W
Lumens: 2400lm
Efficiency: 80lm/W
Body colour: Black
Material: Aluminum + Plastic



warm WHITE 93ZFLD6030/BL
3000K

neutral WHITE 93ZFLD6040/BL
4000K



820 mm

Type: Two lines track light
Power: 60W
Lumens: 4800lm
Efficiency: 80lm/W
Body colour: Black
Material: Aluminum + Plastic



93K302L12CCT/BL

93K302L24CCT/BL
93K302L48CCT/BL

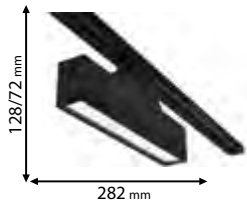
Click on the image & view the price

TWO LINES TRACK LIGHTS K30 SERIES

LED warm WHITE 3000K neutral WHITE 4000K cold WHITE 5700K
SETTABLE

120°

93K302L12CCT/BL




Type: Two lines track light
Power: 12W
Lumens: 840lm
Efficiency: 70lm/W
Rail connectors: 1pc
Body colour: Black
Material: Aluminum

*CCT Colour Temperature adjustable

LED warm WHITE 3000K neutral WHITE 4000K cold WHITE 5700K
SETTABLE

120°

93K302L24CCT/BL



Type: Two lines track light
Power: 24W
Lumens: 1680lm
Efficiency: 70lm/W
Rail connectors: 2 pc
Body colour: Black
Material: Aluminum

*CCT Colour Temperature adjustable

LED warm WHITE 3000K neutral WHITE 4000K cold WHITE 5700K
SETTABLE

120°

93K302L48CCT/BL



Type: Two lines track light
Power: 48W
Lumens: 3360lm
Efficiency: 70lm/W
Rail connectors: 2 pc
Body colour: Black
Material: Aluminum

*CCT Colour Temperature adjustable

3 YEARS TOTAL WARRANTY
+ 3 standard
0 extended

IP40

~230V

Ra≥80

EMC

RoHS COMPLIANT

CE

Scan QR code for 3D models, IES files & price.



93K304L12CCT/BL



93K304L24CCT/BL
93K304L48CCT/BL



93TL206750WW/BL
93TL206750W/BL

Click on the image & view the price

FOUR LINES TRACK LIGHTS K30 & TL SERIES

5 YEARS TOTAL WARRANTY
+ 3 standard
2 extended

IP40

~230V

Ra≥80

EMC

RoHS COMPLIANT

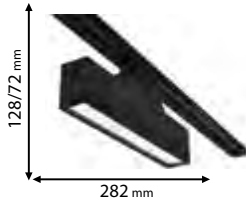
CE

Scan QR code for 3D models, IES files & price.

LED warm WHITE 3000K neutral WHITE 4000K cold WHITE 6500K **SETTABLE** **G**

120°

93K304L12CCT/BL




Type: Four lines track light
Power: 12W
Lumens: 840lm
Efficiency: 70lm/W
Rail connectors: 1pc
Body colour: Black
Material: Aluminum

*CCT Colour Temperature adjustable

LED warm WHITE 3000K neutral WHITE 4000K cold WHITE 6500K **SETTABLE** **G**

120°

93K304L24CCT/BL



Type: Four lines track light
Power: 24W
Lumens: 1680lm
Efficiency: 70lm/W
Rail connectors: 2 pc
Body colour: Black
Material: Aluminum

*CCT Colour Temperature adjustable

LED warm WHITE 3000K neutral WHITE 4000K cold WHITE 6500K **SETTABLE** **G**

120°

93K304L48CCT/BL



Type: Four lines track light
Power: 48W
Lumens: 3360lm
Efficiency: 70lm/W
Rail connectors: 2 pc
Body colour: Black
Material: Aluminum


*CCT Colour Temperature adjustable

LED 90° **F** warm WHITE 3000K neutral WHITE 4000K

90°

93TL206750WW/BL

93TL206750W/BL



Type: Four lines folding track light
Power: 50W
Lumens: 5500lm
Efficiency: 110lm/W
Body colour: Black
Material: Aluminum



93B602L24CCT/BL
93B604L24CCT/BL

93B602L42CCT/BL
93B604L42CCT/BL

Click on the image & view the price

TWO & FOUR LINES TRACK LIGHTS B60 SERIES SUPER SLIM

LED

warm WHITE	neutral WHITE	cold WHITE
3000K	4000K	5700K

SETTABLE

Click on the image & view the price

60°

93B602L24CCT/BL



Type: Two lines track light
Power: 24W
Lumens: 2400lm
Efficiency: 100lm/W
Rail connectors: 1pc
Body colour: Black
Material: Aluminum

*CCT Colour Temperature adjustable



LED

warm WHITE	neutral WHITE	cold WHITE
3000K	4000K	5700K

SETTABLE

Click on the image & view the price


60°

93B602L42CCT/BL



Type: Two lines track light
Power: 42W
Lumens: 4200lm
Efficiency: 100lm/W
Rail connectors: 1pc
Body colour: Black
Material: Aluminum

*CCT Colour Temperature adjustable



LED

warm WHITE	neutral WHITE	cold WHITE
3000K	4000K	5700K

SETTABLE

Click on the image & view the price

60°

93B604L24CCT/BL



Type: Four lines track light
Power: 24W
Lumens: 2400lm
Efficiency: 100lm/W
Rail connectors: 1pc
Body colour: Black
Material: Aluminum

*CCT Colour Temperature adjustable



LED

warm WHITE	neutral WHITE	cold WHITE
3000K	4000K	5700K

SETTABLE

Click on the image & view the price


60°

93B604L42CCT/BL



Type: Four lines track light
Power: 42W
Lumens: 4200lm
Efficiency: 100lm/W
Rail connectors: 1pc
Body colour: Black
Material: Aluminum

*CCT Colour Temperature adjustable



5 YEARS TOTAL WARRANTY
+ 3 standard
+ 2 extended

IP40

~230V

Ra≥80

EMC

RoHS COMPLIANT

CE

Scan QR code for 3D models, IES files & price.



93T302L12CCT/BL
93T304L12CCT/BL

93T302L24CCT/BL
93T304L24CCT/BL

Click on the image & view the price

TWO & FOUR LINES TRACK LIGHTS T30 SERIES SUPER SLIM

5 YEARS TOTAL WARRANTY
+ 3 standard
2 extended

IP40

~230V

Ra≥80

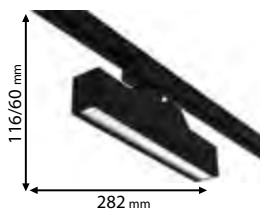
EMC
RoHS
COMPLIANT

CE

Scan QR code for 3D models, IES files & price.

LED warm WHITE 3000K neutral WHITE 4000K cold WHITE 5700K SETTABLE **F**

93T302L12CCT/BL

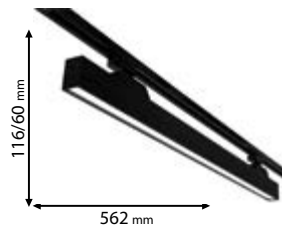


Type: Two lines track light
Power: 12W
Lumens: 1200lm
Efficiency: 100lm/W
Rail connectors: 1pc
Body colour: Black
Material: Aluminum

*CCT Colour Temperature adjustable

LED warm WHITE 3000K neutral WHITE 4000K cold WHITE 5700K SETTABLE **F**

93T302L24CCT/BL

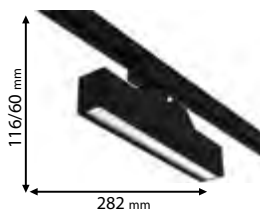


Type: Two lines track light
Power: 24W
Lumens: 2400lm
Efficiency: 100lm/W
Rail connectors: 2pc
Body colour: Black
Material: Aluminum

*CCT Colour Temperature adjustable

LED warm WHITE 3000K neutral WHITE 4000K cold WHITE 5700K SETTABLE **F**

93T304L12CCT/BL




Type: Four lines track light
Power: 12W
Lumens: 1200lm
Efficiency: 100lm/W
Rail connectors: 1pc
Body colour: Black
Material: Aluminum

*CCT Colour Temperature adjustable

LED warm WHITE 3000K neutral WHITE 4000K cold WHITE 5700K SETTABLE **F**

93T304L24CCT/BL



Type: Four lines track light
Power: 24W
Lumens: 2400lm
Efficiency: 100lm/W
Rail connectors: 2pc
Body colour: Black
Material: Aluminum

*CCT Colour Temperature adjustable

Recommended
Bulb



GU10

page 761

ELMARK
The Brand of Electricity



93TL292LGU10/BL
93TL294LGU10/BL



93TL292LGU10/WH
93TL294LGU10/WH


Click on the image
& view the price

TWO & FOUR LINES TRACK HANGING LIGHT, TL29 SERIES

Lamps
Not Included



93TL292LGU10/BL




Type: Two lines track light - hanging
Body colour: Black
Material: Aluminum
Max.: 8W

Lamps
Not Included



93TL292LGU10/WH




Type: Two lines track light - hanging
Body colour: White
Material: Aluminum
Max.: 8W

Lamps
Not Included



93TL294LGU10/BL




Type: Four lines track light - hanging
Body colour: Black
Material: Aluminum
Max.: 8W

Lamps
Not Included



93TL294LGU10/WH



Type: Four lines track light - hanging
Body colour: White
Material: Aluminum
Max.: 8W

5 YEARS TOTAL WARRANTY
+ 3 standard
2 extended

IP40

12V

RoHS
COMPLIANT

CE

Scan QR code for 3D models,
IES files & price.



93TL292L10WW/BL
93TL292L10W/BL
93TL292L15WW/BL
93TL292L15W/BL

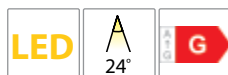


93TL292L10WW/WH
93TL292L10W/WH
93TL292L15WW/WH
93TL292L15W/WH


Click on the image & view the price

TWO LINES TRACK HANGING LIGHT, TL29 SERIES

5 YEARS TOTAL WARRANTY
+ 3 standard
2 extended



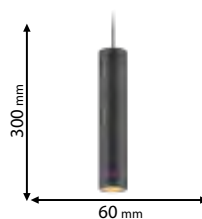
warm WHITE 93TL292L10WW/BL
2700K
neutral WHITE 93TL292L10W/BL
4000K



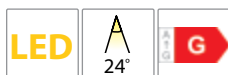
Type: Two lines track light - hanging
Power: 10W
Lumens: 800lm
Efficiency: 80lm/W
Body colour: Black
Material: Aluminum



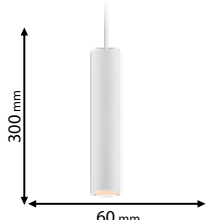
warm WHITE 93TL292L15WW/BL
2700K
neutral WHITE 93TL292L15W/BL
4000K



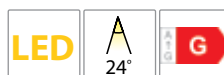
Type: Two lines track light - hanging
Power: 15W
Lumens: 1500lm
Efficiency: 100lm/W
Body colour: Black
Material: Aluminum




warm WHITE 93TL292L10WW/WH
2700K
neutral WHITE 93TL292L10W/WH
4000K



Type: Two lines track light - hanging
Power: 10W
Lumens: 800lm
Efficiency: 80lm/W
Body colour: White
Material: Aluminum



warm WHITE 93TL292L15WW/WH
2700K
neutral WHITE 93TL292L15W/WH
4000K



Type: Two lines track light - hanging
Power: 15W
Lumens: 1500lm
Efficiency: 100lm/W
Body colour: White
Material: Aluminum

IP40

~230V

Ra≥80

EMC

RoHS COMPLIANT

CE

Scan QR code for 3D models, IES files & price.



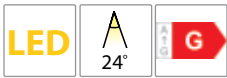
93TL294L10WW/BL
93TL294L10W/BL
93TL294L15WW/BL
93TL294L15W/BL



93TL294L10WW/WH
93TL294L10W/WH
93TL294L15WW/WH
93TL294L15W/WH

Click on the image & view the price

FOUR LINES TRACK HANGING LIGHT, TL29 SERIES



93TL294L10WW/BL
warm WHITE
2700K

93TL294L10W/BL
neutral WHITE
4000K




Type: Four lines track light - hanging
Power: 10W
Lumens: 800lm
Efficiency: 80lm/W
Body colour: Black
Material: Aluminum



93TL294L15WW/BL
warm WHITE
2700K

93TL294L15W/BL
neutral WHITE
4000K




Type: Four lines track light - hanging
Power: 15W
Lumens: 1500lm
Efficiency: 100lm/W
Body colour: Black
Material: Aluminum

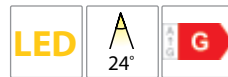


93TL294L10WW/WH
warm WHITE
2700K

93TL294L10W/WH
neutral WHITE
4000K




Type: Four lines track light - hanging
Power: 10W
Lumens: 800lm
Efficiency: 80lm/W
Body colour: White
Material: Aluminum



93TL294L15WW/WH
warm WHITE
2700K

93TL294L15W/WH
neutral WHITE
4000K



Type: Four lines track light - hanging
Power: 15W
Lumens: 1500lm
Efficiency: 100lm/W
Body colour: White
Material: Aluminum

5 YEARS TOTAL WARRANTY
+ 3 standard
2 extended

- IP40
- ~230V
- Ra>80
- EMC
- RoHS COMPLIANT
- CE

Scan QR code for 3D models, IES files & price.



93TL202520WW/BL

Click on the image & view the price

TWO & FOUR LINES TRACK LIGHT, SKY TL2025 SERIES

5 YEARS TOTAL WARRANTY
+ 3 standard
2 extended

IP40

~230V

Ra≥80

EMC
COMPLIANT

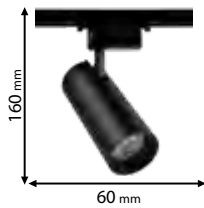
RoHS
COMPLIANT

CE

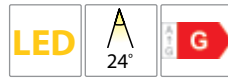
Scan QR code for 3D models, IES files & price.



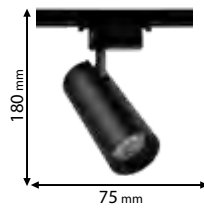
warm WHITE 93TL202520WW/BL
2700K
neutral WHITE 93TL202520W/BL
4000K



Type: Two lines track light
Power: 23W
Lumens: 1400lm
Efficiency: 70lm/W
Body colour: Black
Material: Aluminum



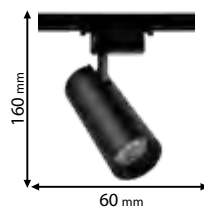
warm WHITE 93TL202530WW/BL
2700K
neutral WHITE 93TL202530W/BL
4000K



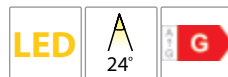
Type: Two lines track light
Power: 32W
Lumens: 2000lm
Efficiency: 70lm/W
Body colour: Black
Material: Aluminum



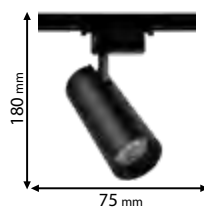
warm WHITE 94TL202520WW/BL
2700K
neutral WHITE 94TL202520W/BL
4000K



Type: Four lines track light
Power: 23W
Lumens: 1400lm
Efficiency: 70lm/W
Body colour: Black
Material: Aluminum



warm WHITE 94TL202530WW/BL
2700K
neutral WHITE 94TL202530W/BL
4000K



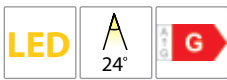
Type: Four lines track light
Power: 32W
Lumens: 2000lm
Efficiency: 70lm/W
Body colour: Black
Material: Aluminum




93TL202520WW/WH

TWO & FOUR LINES TRACK LIGHT, SKY TL2025 SERIES

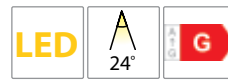
Click on the image & view the price



93TL202520WW/WH
warm WHITE
2700K
93TL202520W/WH
neutral WHITE
4000K



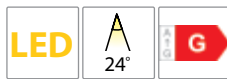
Type: Two lines track light
Power: 23W
Lumens: 1400lm
Efficiency: 70lm/W
Body colour: White
Material: Aluminum




93TL202530WW/WH
warm WHITE
2700K
93TL202530W/WH
neutral WHITE
4000K



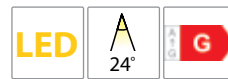
Type: Two lines track light
Power: 32W
Lumens: 2000lm
Efficiency: 70lm/W
Body colour: White
Material: Aluminum



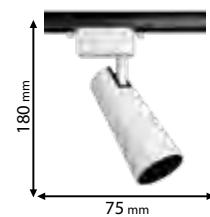
94TL202520WW/WH
warm WHITE
2700K
94TL202520W/WH
neutral WHITE
4000K



Type: Four lines track light
Power: 23W
Lumens: 1400lm
Efficiency: 70lm/W
Body colour: White
Material: Aluminum



94TL202530WW/WH
warm WHITE
2700K
94TL202530W/WH
neutral WHITE
4000K



Type: Four lines track light
Power: 32
Lumens: 2000lm
Efficiency: 70lm/W
Body colour: White
Material: Aluminum

5 YEARS TOTAL WARRANTY
+ 3 standard
2 extended

- IP40
- ~230V
- Ra>80
- EMC
- RoHS COMPLIANT
- CE

Scan QR code for 3D models, IES files & price.



93FTL25WW/BL
93FTL25W/BL
93FTL25CW/BL
93FTL35WW/BL
93FTL35W/BL
93FTL35CW/BL

Click on the image & view the price

TWO LINES TRACK LIGHT, SKY FTL SERIES

5 YEARS TOTAL WARRANTY
+ 3 standard
2 extended



LED warm WHITE 2700K A 38° F

LED neutral WHITE 4000K A 38° F

LED cold WHITE 6000K A 38° F



93FTL25WW/BL

Type: Two lines track light
Power: 25W
Lumens: 2250lm
Efficiency: 90lm/W
Body colour: Black
Material: Aluminum

93FTL25W/BL

Type: Two lines track light
Power: 25W
Lumens: 2250lm
Efficiency: 90lm/W
Body colour: Black
Material: Aluminum

93FTL25CW/BL

Type: Two lines track light
Power: 25W
Lumens: 2250lm
Efficiency: 90lm/W
Body colour: Black
Material: Aluminum

IP40

~230V

Ra≥80

EMC

RoHS COMPLIANT

CE



LED warm WHITE 2700K A 38° F

LED neutral WHITE 4000K A 38° F

LED cold WHITE 6000K A 38° F



93FTL35WW/BL

Type: Two lines track light
Power: 35W
Lumens: 3150lm
Efficiency: 90lm/W
Body colour: Black
Material: Aluminum

93FTL35W/BL

Type: Two lines track light
Power: 35W
Lumens: 3150lm
Efficiency: 90lm/W
Body colour: Black
Material: Aluminum

93FTL35CW/BL

Type: Two lines track light
Power: 35W
Lumens: 3150lm
Efficiency: 90lm/W
Body colour: Black
Material: Aluminum

Scan QR code for 3D models, IES files & price.



934FTL25WW/BL
934FTL25W/BL
934FTL25CW/BL
934FTL35WW/BL
934FTL35W/BL
934FTL35CW/BL

Click on the image & view the price

FOUR LINES TRACK LIGHT, SKY FTL SERIES



LED warm WHITE 2700K A 38° 10-20-20 F

934FTL25WW/BL

Type: Four lines track light
Power: 25W
Lumens: 2250lm
Efficiency: 90lm/W
Body colour: Black
Material: Aluminum

LED neutral WHITE 4000K A 38° 10-20-20 F

934FTL25W/BL

Type: Four lines track light
Power: 25W
Lumens: 2250lm
Efficiency: 90lm/W
Body colour: Black
Material: Aluminum

LED cold WHITE 6000K A 38° 10-20-20 F

934FTL25CW/BL

Type: Four lines track light
Power: 25W
Lumens: 2250lm
Efficiency: 90lm/W
Body colour: Black
Material: Aluminum

5 YEARS TOTAL WARRANTY
+ 3 standard
2 extended

IP40

~230V

Ra>80

EMC

RoHS COMPLIANT

CE



LED warm WHITE 2700K A 38° 10-20-20 F

934FTL35WW/BL

Type: Four lines track light
Power: 35W
Lumens: 3150lm
Efficiency: 90lm/W
Body colour: Black
Material: Aluminum

LED neutral WHITE 4000K A 38° 10-20-20 F

934FTL35W/BL

Type: Four lines track light
Power: 35W
Lumens: 3150lm
Efficiency: 90lm/W
Body colour: Black
Material: Aluminum

LED cold WHITE 6000K A 38° 10-20-20 F

934FTL35CW/BL

Type: Four lines track light
Power: 35W
Lumens: 3150lm
Efficiency: 90lm/W
Body colour: Black
Material: Aluminum

Scan QR code for 3D models, IES files & price.



93FTL25WW/WH
93FTL25W/WH
93FTL25CW/WH
93FTL35WW/WH
93FTL35W/WH
93FTL35CW/WH

Click on the image & view the price

TWO LINES TRACK LIGHT, SKY FTL SERIES

5 YEARS TOTAL WARRANTY
+ 3 standard
2 extended



LED warm WHITE 2700K A 38° F

LED neutral WHITE 4000K A 38° F

LED cold WHITE 6000K A 38° F



93FTL25WW/WH

Type: Two lines track light
Power: 25W
Lumens: 2250lm
Efficiency: 90lm/W
Body colour: White
Material: Aluminum

93FTL25W/WH

Type: Two lines track light
Power: 25W
Lumens: 2250lm
Efficiency: 90lm/W
Body colour: White
Material: Aluminum

93FTL25CW/WH

Type: Two lines track light
Power: 25W
Lumens: 2250lm
Efficiency: 90lm/W
Body colour: White
Material: Aluminum

IP40

~230V

Ra≥80

EMC

RoHS COMPLIANT

CE



LED warm WHITE 2700K A 38° F

LED neutral WHITE 4000K A 38° F

LED cold WHITE 6000K A 38° F



93FTL35WW/WH

Type: Two lines track light
Power: 35W
Lumens: 3150lm
Efficiency: 90lm/W
Body colour: White
Material: Aluminum

93FTL35W/WH

Type: Two lines track light
Power: 35W
Lumens: 3150lm
Efficiency: 90lm/W
Body colour: White
Material: Aluminum

93FTL35CW/WH

Type: Two lines track light
Power: 35W
Lumens: 3150lm
Efficiency: 90lm/W
Body colour: White
Material: Aluminum

Scan QR code for 3D models, IES files & price.



934FTL25WW/WH
934FTL25W/WH
934FTL25CW/WH
934FTL35WW/WH
934FTL35W/WH
934FTL35CW/WH

Click on the image & view the price

FOUR LINES TRACK LIGHT, SKY FTL SERIES



LED warm WHITE 2700K A 38° 18-24 V AC F

934FTL25WW/WH

Type: Four lines track light
Power: 25W
Lumens: 2250lm
Efficiency: 90lm/W
Body colour: White
Material: Aluminum

LED neutral WHITE 4000K A 38° 18-24 V AC F


934FTL25W/WH

Type: Four lines track light
Power: 25W
Lumens: 2250lm
Efficiency: 90lm/W
Body colour: White
Material: Aluminum

LED cold WHITE 6000K A 38° 18-24 V AC F

934FTL25CW/WH

Type: Four lines track light
Power: 25W
Lumens: 2250lm
Efficiency: 90lm/W
Body colour: White
Material: Aluminum



LED warm WHITE 2700K A 38° 18-24 V AC F

934FTL35WW/WH

Type: Four lines track light
Power: 35W
Lumens: 3150lm
Efficiency: 90lm/W
Body colour: White
Material: Aluminum

LED neutral WHITE 4000K A 38° 18-24 V AC F

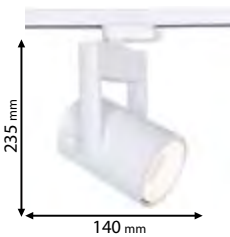
934FTL35W/WH

Type: Four lines track light
Power: 35W
Lumens: 3150lm
Efficiency: 90lm/W
Body colour: White
Material: Aluminum

LED cold WHITE 6000K A 38° 18-24 V AC F

934FTL35CW/WH

Type: Four lines track light
Power: 35W
Lumens: 3150lm
Efficiency: 90lm/W
Body colour: White
Material: Aluminum



5 YEARS TOTAL WARRANTY
+ 3 standard
2 extended

- IP40
- ~230V
- Ra>80
- EMC
- RoHS COMPLIANT
- CE

Scan QR code for 3D models, IES files & price.



93TL5020WW/BL
93TL5020W/BL
93TL5020CW/BL

Click on the image & view the price

TWO LINES TRACK LIGHT, SKY TL 5020 SERIES

2 YEARS TOTAL WARRANTY
+ 2 standard
0 extended



LED warm WHITE 2700K A 36° G

LED neutral WHITE 4000K A 36° G

LED cold WHITE 6000K A 36° G



93TL5020WW/BL

Type: Two lines track light
Power: 20W
Lumens: 1800lm
Efficiency: 90lm/W
Body colour: Black
Material: Aluminum

93TL5020W/BL

Type: Two lines track light
Power: 20W
Lumens: 1800lm
Efficiency: 90lm/W
Body colour: Black
Material: Aluminum

93TL5020CW/BL

Type: Two lines track light
Power: 20W
Lumens: 1800lm
Efficiency: 90lm/W
Body colour: Black
Material: Aluminum

IP40

~230V

Ra≥80

EMC

RoHS COMPLIANT

CE

Scan QR code for 3D models, IES files & price.



93TL5020WW/WH
93TL5020W/WH
93TL5020CW/WH

Click on the image & view the price

TWO LINES TRACK LIGHT, SKY TL 5020 SERIES



LED warm WHITE 2700K A 36° G

93TL5020WW/WH

Type: Two lines track light
Power: 20W
Lumens: 1800lm
Efficiency: 90lm/W
Body colour: White
Material: Aluminum

LED neutral WHITE 4000K A 36° G

93TL5020W/WH

Type: Two lines track light
Power: 20W
Lumens: 1800lm
Efficiency: 90lm/W
Body colour: White
Material: Aluminum

LED cold WHITE 6000K A 36° G

93TL5020CW/WH

Type: Two lines track light
Power: 20W
Lumens: 1800lm
Efficiency: 90lm/W
Body colour: White
Material: Aluminum

2 YEARS TOTAL WARRANTY
+ 2 standard
0 extended

IP40

~230V

Ra>80

EMC

RoHS COMPLIANT

CE

Scan QR code for 3D models, IES files & price.



93SKY4527
93SKY4540
93SKY4564
94SKY4527
94SKY4540
94SKY4564

Click on the image & view the price

TWO & FOUR LINES TRACK LIGHT, SKY TL808 SERIES

3 YEARS TOTAL WARRANTY
+ 3 standard
0 extended



LED warm WHITE 2700K 90° F

LED neutral WHITE 4000K 90° F

LED cold WHITE 6400K 90° F



93SKY4527

Type: Two lines track light
Power: 15W
Lumens: 1275lm
Efficiency: 85lm/W
Body colour: Black
Material: Aluminum

93SKY4540

Type: Two lines track light
Power: 15W
Lumens: 1275lm
Efficiency: 85lm/W
Body colour: Black
Material: Aluminum

93SKY4564

Type: Two lines track light
Power: 15W
Lumens: 1275lm
Efficiency: 85lm/W
Body colour: Black
Material: Aluminum

IP40

~230V

Ra≥80

EMC

RoHS COMPLIANT

CE



LED warm WHITE 2700K 90° F

LED neutral WHITE 4000K 90° F

LED cold WHITE 6400K 90° F



94SKY4527

Type: Four lines track light
Power: 15W
Lumens: 1275lm
Efficiency: 85lm/W
Body colour: Black
Material: Aluminum

94SKY4540

Type: Four lines track light
Power: 15W
Lumens: 1275lm
Efficiency: 85lm/W
Body colour: Black
Material: Aluminum

94SKY4564

Type: Four lines track light
Power: 15W
Lumens: 1275lm
Efficiency: 85lm/W
Body colour: Black
Material: Aluminum

Scan QR code for 3D models, IES files & price.



93SKY3527
93SKY3540
93SKY3564
94SKY3527
94SKY3540
94SKY3564

Click on the image & view the price


TWO & FOUR LINES TRACK LIGHT, SKY TL808 SERIES



LED warm WHITE 2700K 90° F

LED neutral WHITE 4000K 90° F

LED cold WHITE 6400K 90° F



93SKY3527

Type: Two lines track light
Power: 15W
Lumens: 1275lm
Efficiency: 85lm/W
Body colour: White
Material: Aluminum

93SKY3540

Type: Two lines track light
Power: 15W
Lumens: 1275lm
Efficiency: 85lm/W
Body colour: White
Material: Aluminum

93SKY3564

Type: Two lines track light
Power: 15W
Lumens: 1275lm
Efficiency: 85lm/W
Body colour: White
Material: Aluminum

3 YEARS TOTAL WARRANTY
+ 3 standard
0 extended

IP40

~230V

Ra>80

EMC

RoHS COMPLIANT


CE



LED warm WHITE 2700K 90° F

LED neutral WHITE 4000K 90° F

LED cold WHITE 6400K 90° F



94SKY3527

Type: Four lines track light
Power: 15W
Lumens: 1275lm
Efficiency: 85lm/W
Body colour: White
Material: Aluminum

94SKY3540

Type: Four lines track light
Power: 15W
Lumens: 1275lm
Efficiency: 85lm/W
Body colour: White
Material: Aluminum

94SKY3564

Type: Four lines track light
Power: 15W
Lumens: 1275lm
Efficiency: 85lm/W
Body colour: White
Material: Aluminum

Scan QR code for 3D models, IES files & price.

Recommended bulb



GU10

page 760



93TL5LEDBL
94TL5LEDBL



93TL5
94TL5

TWO & FOUR LINES TRACK LIGHT, SKY TL5 SERIES

Click on the image & view the price

5 YEARS TOTAL WARRANTY
+ 3 standard
2 extended

Lamps Not Included  1xGU10

93TL5LEDBL



Type: Two lines track light
Body colour: Black
Material: Aluminum
Max.: 8W




Lamps Not Included  1xGU10

93TL5



Type: Two lines track light
Body colour: White
Material: Aluminum
Max.: 8W



Lamps Not Included  1xGU10

94TL5LEDBL



Type: Four lines track light
Body colour: Black
Material: Aluminum
Max.: 8W



Lamps Not Included  1xGU10

94TL5



Type: Four lines track light
Body colour: White
Material: Aluminum
Max.: 8W



Scan QR code for 3D models, IES files & price.

IP40

~230V

RoHS COMPLIANT

CE

Recommended bulb



GU10

page 759

ELMARK
The Brand of Electricity



93TL2032/BL
94TL2032/BL



93TL2032/WH
94TL2032/WH

Click on the image
& view the price

INDOOR | TRACK LIGHTS

TWO & FOUR LINES TRACK LIGHT, TL2032 SERIES

Lamps
Not Included



93TL2032/BL



Type: Two lines track light
Body colour: Black
Material: Iron
Max.: 8W




Lamps
Not Included



93TL2032/WH



Type: Two lines track light
Body colour: White
Material: Iron
Max.: 8W



Lamps
Not Included



94TL2032/BL



Type: Four lines track light
Body colour: Black
Material: Iron
Max.: 8W




Lamps
Not Included



94TL2032/WH



Type: Four lines track light
Body colour: White
Material: Iron
Max.: 8W



5 YEARS TOTAL WARRANTY
+ 3 standard
2 extended

IP40

~230V

RoHS
COMPLIANT

CE

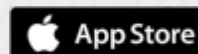
Scan QR code for 3D models,
IES files & price.

Download ELMARK BUSINESS APP

from www.elmarkholding.eu or for mobile from



or



Recommended bulb



GU10

page 759



93TL2044/BL
94TL2044/BL



93TL2044/WH
94TL2044/WH

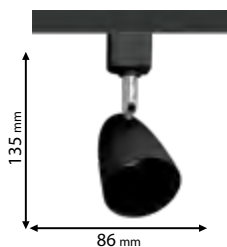
TWO & FOUR LINES TRACK LIGHT, SKY TL2044 SERIES

Click on the image & view the price

5 YEARS TOTAL WARRANTY
+ 3 standard
2 extended

Lamps Not Included  1xGU10


93TL2044/BL



Type: Two lines track light
Body colour: Black
Material: Iron
Max.: 8W

Lamps Not Included  1xGU10

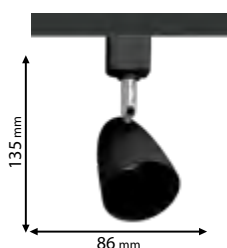
93TL2044/WH



Type: Two lines track light
Body colour: White
Material: Iron
Max.: 8W

Lamps Not Included  1xGU10


94TL2044/BL



Type: Four lines track light
Body colour: Black
Material: Iron
Max.: 8W

Lamps Not Included  1xGU10

94TL2044/WH



Type: Four lines track light
Body colour: White
Material: Iron
Max.: 8W

Scan QR code for 3D models, IES files & price.

IP40

~230V

RoHS COMPLIANT

CE

Recommended bulb



E27

page 757

ELMARK
The Brand of Electricity



93TL809/BL



93TL809/WH

Click on the image & view the price

TWO & FOUR LINES TRACK LIGHT, SKY TL809 SERIES

Lamps
Not Included



93TL809/BL



Type: Two lines track light
Body colour: Black
Material: Aluminum
Max.: 15W



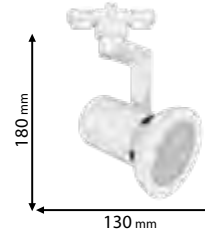
Lamps
Not Included



93TL809/WH



Type: Two lines track light
Body colour: White
Material: Aluminum
Max.: 15W



3 YEARS TOTAL WARRANTY
+ 3 standard
0 extended

IP40

~230V

RoHS COMPLIANT

CE

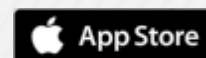
Scan QR code for 3D models, IES files & price.

Download **ELMARK BUSINESS APP**

from www.elmarkholding.eu or for mobile from



or






Click on the image & view the price

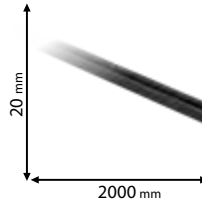
TWO LINES TRACK RAILS

93301




Type: Two lines track rail
Body colour: Black
Width: 40 mm
Material: Aluminum
Max.: 10A

93302




Type: Two lines track rail
Body colour: Black
Width: 40 mm
Material: Aluminum
Max.: 10A

93101



Type: Two lines track rail
Body colour: White
Width: 40 mm
Material: Aluminum
Max.: 10A

93102



Type: Two line track rail
Body colour: White
Width: 40 mm
Material: Aluminum
Max.: 10A

IP20

~230V

RoHS COMPLIANT

CE

Scan QR code for 3D models, IES files & price.



I - TYPE
93310



L- TYPE
93320



T- TYPE
93330




X- TYPE
93340

Click on the image & view the price

TWO LINES TRACK ADAPTERS




- 93310
- 93110



Type: I-type adapter for two lines track rail
Body colour: Black | White
Width: 40 mm
Material: Aluminum
Max.: 10A




- 93320
- 93120



Type: L-type adapter for two lines track rail
Body colour: Black | White
Width: 40 mm
Material: Aluminum
Max.: 10A




- 93330
- 93130



Type: T-type adapter for two lines track rail
Body colour: Black | White
Width: 40 mm
Material: Aluminum
Max.: 10A



- 93340
- 93140



Type: X-type adapter for two lines track rail
Body colour: Black | White
Width: 40 mm
Material: Aluminum
Max.: 10A

IP20
~230V
RoHS COMPLIANT
CE

Scan QR code for 3D models, IES files & price.



94101




94301

Click on the image & view the price


FOUR LINES TRACK RAILS

94301




Type: Four lines track rail
Body colour: Black
Width: 34 mm
Material: Aluminum
Max.: 10A
** The track rail comes without power supply*

94302




Type: Four lines track rail
Body colour: Black
Width: 34 mm
Material: Aluminum
Max.: 10A
** The track rail comes without power supply*

94101



Type: Four lines track rail
Body colour: White
Width: 34 mm
Material: Aluminum
Max.: 10A
** The track rail comes without power supply*

94102



Type: Four lines track rail
Body colour: White
Width: 34 mm
Material: Aluminum
Max.: 10A
** The track rail comes without power supply*

IP20

~230V

RoHS COMPLIANT

CE

Scan QR code for 3D models, IES files & price.



I-TYPE
94310



L-TYPE
94320



T-TYPE
94330




X-TYPE
94340

Click on the image
& view the price

FOUR LINES TRACK ADAPTERS




- 94310
- 94110



Type: I-type adapter for four lines track rail
Body colour: Black | White
Width: 30 mm
Material: ABS anti-flaming + copper sheet
Max.: 10A




- 94320
- 94120



Type: L-type adapter for two lines track rail
Body colour: Black | White
Width: 30 mm
Material: ABS anti-flaming + copper sheet
Max.: 10A




- 94330
- 94130



Type: T-type adapter for two lines track rail
Body colour: Black | White
Width: 30 mm
Material: ABS anti-flaming + copper sheet
Max.: 10A



- 94340
- 94140



Type: X-type adapter for two lines track rail
Body colour: Black | White
Width: 30 mm
Material: ABS anti-flaming + copper sheet
Max.: 10A

IP20

~230V

RoHS COMPLIANT

CE

Scan QR code for 3D models, IES files & price.



L-TYPE
94120M



94150




94160

Click on the image
& view the price

FOUR LINES TRACK ADAPTERS



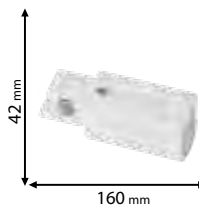
- 94320M
- 94120M



Type: Four lines soft L-type connector
Body colour: Black | White
Width: 30 mm
Material: ABS anti-flaming + cooper sheet
Max.: 10A



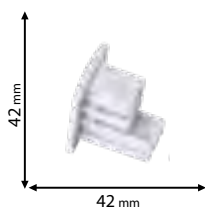
- 94350
- 94150



Type: Four lines power supply
Body colour: Black | White
Width: 30 mm
Material: ABS anti-flaming + cooper sheet
Max.: 10A



- 94360
- 94160



Type: End cap
Body colour: Black | White
Width: 30 mm
Material: ABS anti-flaming

IP20

~230V

RoHS COMPLIANT

CE

Scan QR code for 3D models, IES files & price.



93SKY01/BL



93SKY01/W

Click on the image
& view the price

TWO & FOUR LINES TRACK CONNECTORS

93SKY01/BL



Type: Connector for two lines track rail
Body colour: Black
Material: Plastic



93SKY01/W



Type: Connector for two lines track rail
Body colour: White
Material: Plastic



93SKY03/BL



Type: Connector for four lines track rail
Body colour: Black
Material: Plastic



93SKY03/W



Type: Connector for four lines track rail
Body colour: White
Material: Plastic



IP20

~230V

RoHS COMPLIANT

CE

Scan QR code for 3D models, IES files & price.

EMERGENCY LIGHTS





9XL88LED



9XL88A LED



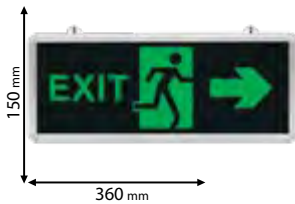
98XL103LEDIP65

Click on the image & view the price

EMERGENCY LIGHTS, XL SERIES

LED IP44


9XL88LED



Type: Exit - double face
Power: 3W/6LED
Luminous flux: 80mcd
Emergency time: ≈ 2h
Battery: 1.2V / 800mAh Ni-Cd
Mounting: Surface/Hanging

LED IP44

9XL88A LED



Type: Exit - one face
Power: 3W/6LED
Luminous flux: 80mcd
Emergency time: ≈ 2h
Battery: 1.2V / 800mAh Ni-Cd
Mounting: Surface/Hanging

LED IP65

98XL103LEDIP65



Type: Emergency fixture with stickers
Power: 5W/27LED
Luminous flux: 200 mcd
Emergency time: ≥ 3h
Battery: 3.7V / 2000mAh Ni-Cd
Body colour: White with stickers
Material: ABS+PC
Mounting: Surface
* With 5 stickers



5 YEARS TOTAL WARRANTY
+ 3 standard
+ 2 extended

IP44
IP65
RoHS COMPLIANT
CE

Scan QR code for 3D models, IES files & price.



9XL5113



9XL5114



9XL3114



9XL3115

Click on the image & view the price

EMERGENCY LIGHTS, XL SERIES

5 YEARS TOTAL WARRANTY
+ 3 standard
+ 2 extended

IP21

RoHS COMPLIANT

CE

Scan QR code for 3D models, IES files & price.

LED

9XL5113



Type: Surface Exit Light
Power: 3W/ 8 LED
Charging time: 8-12h
Emergency time: 3h
Battery: 1.2V/800mAh Ni-Cd
Mounting: Surface / Hanging
Material: ABS + PC

LED

9XL5114



Type: Surface Exit Light
Power: 3W/ 8 LED
Charging time: 8-12h
Emergency time: 3h
Battery: 1.2V/800mAh Ni-Cd
Mounting: Surface / Hanging
Material: ABS + PC

LED

9XL3114



Type: Surface Exit Light
Power: 3W/ 8 LED
Charging time: 8-12h
Emergency time: 3h
Battery: 1.2V/800mAh Ni-Cd
Mounting: Surface / Hanging
Material: ABS + PC

LED

9XL3115



Type: Surface Exit Light
Power: 3W/ 8 LED
Charging time: 8-12h
Emergency time: 3h
Battery: 1.2V/800mAh Ni-Cd
Mounting: Surface / Hanging
Material: ABS + PC



9AL3116



9AL3117

Click on the image & view the price

EMERGENCY LIGHTS, AL SERIES



9AL3116



Type: Recessed Exit Light
Power: 3W/8 LED
Emergency time: \geq 3h
Battery: 1.2V/800mAh LiFePO4
Mounting: Plasterboard
Material: ABS + PC
**With test button*



9AL3117



Type: Recessed Exit Light
Power: 3W/8 LED
Emergency time: \geq 3h
Battery: 1.2V/800mAh LiFePO4
Mounting: Plasterboard
Material: ABS + PC
**With test button*

5 YEARS TOTAL WARRANTY
+ 3 standard
+ 2 extended

IP21

RoHS COMPLIANT

CE

Scan QR code for 3D models, IES files & price.



9EL1150LED



9XL102LED


Click on the image & view the price

EMERGENCY LIGHTS

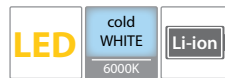
5 YEARS TOTAL WARRANTY
+ 3 standard
2 extended



9EL1150LED



Type: Exit
Input Voltage: 110-220V AC
Operation Power: 1.5W
Lumens: 100lm
Charging time: 20-24h
Emergency time: 6-8h
Battery: Lithium 7V/2200mAh
Width: 55.3 mm
Body Colour: White
Mounting: Surface and Recessed



9XL102LED



Type: Emergency fixture
Input Voltage: 127-220V
Power: 2W/30LED
Lumens: 100lm
Charging time: 220V- 12h
Emergency time: 5h
Battery: Lithium 3.7V/1000mAh
Body colour: White
Mounting: Surface



Scan QR code for 3D models, IES files & price.

IP21

RoHS COMPLIANT

CE



95NEPTUN18LEDE



92EL1LED

EMERGENCY LIGHTS

LED cold WHITE 6000K
A L G F Li-ion
IP65

95NEPTUN18LEDE



Type: Emergency ceiling lamp
Power: 18W
Lumens: 1800lm
Charging time: ≤ 24h
Emergency time: ≥ 3h
Battery: 7.4V 4400mAh 18650 Li-ion
Body colour: White
Material: Fireproof ABS
Monthly inspection and manual simulation check




LED cold WHITE 6000K Li-ion

92EL1LED



Type: Emergency fixture
Input Voltage: 220-240V
Power: 3W
Lumens: 180lm
Charging time: 220V- 12h
Emergency time: 3h
Battery: 18650 3.7V/3Ah Li-ion
Body colour: White
Mounting: Recessed



Click on the image & view the price

5 YEARS TOTAL WARRANTY
+ 3 standard
2 extended

IP65

IP21

RoHS COMPLIANT

CE

Scan QR code for 3D models, IES files & price.

AUTONOMY EMERGENCY LIGHTING

The emergency lighting is aimed to be used in all cases when the power of the normal lighting is canceled due to occur of the emergency situation— an electric shock, fire, earthquake and etc. This assures the lighting needed and its continuous visibility, needed for the unimpeded leaving of the building through the emergency exits and it assures the ability for the easy recognition of the fireproof equipment and the signalization tools, positioned on the emergency roads.

The emergency blocks, offered by us, are suitable for autonomic lighting systems. They are with built in batteries and guarantee the autonomic switching on of the lighting body to which they are connected, if an emergency situation occurs, using the energy reserve of the battery. Similar lighting bodies do not need special power lines and they can be mounted anywhere, without a special need of support. Its main advantage is their independence of special built emergency lines and even if there is a damage in one of the emergency lightings, all of the others will keep on working. This gives an additional security and reliability of the whole emergency system.

89229



IP30

3 YEARS TOTAL WARRANTY
+ 3 standard
+ 0 extended

EMERGENCY DRIVER FOR LAMP WITH EXTERNAL DRIVERS

The housing of this emergency driver adopts good-quality aluminum and flame-retardant plastic. It has low weight and being convenient to install, so you can rest assure its safety. Battery adopts Li-ion battery with long lifespan. Its PCB adopts SMT technology, using IC control design in charging/discharging and power supply part. PCB uses fully automatic SMT technology, PCB core use PN8355, DW01 and M8205A IC chips which are especially for emergency lights and Li-ion battery protections. PCB circuit has the complete protection designs for over charging/discharging.

Operated principle:

The emergency driver is being charged when AC power works, when fully charged, the circuit will protect the battery from over being-charged, and the emergency is standing by as soon as the battery is fully charged. When AC power is down, emergency driver supplies power to LED fixtures and they up light to the way to escape.

Technical data

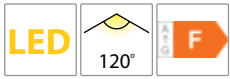
- Working voltage: 85-265V AC
- Input voltage: 85-265V AC
- Charging time: 24h
- Battery: 3.7V 2400mAh
- Emergency switch time: <2s
- Suitable: for LED lamp with external driver and power 3-50W
- Emergency time: >120min
- Working temperature: from -5 to +45°C
- Size: 130x58x22mm
- IP 30

Recommended:

For all LED panels and fixtures with external driver and power from 3-50W


LED PANELS STELLAR IP40 WITH EMERGENCY DRIVER 3-50W

2 YEAR TOTAL WARRANTY
2 standard+0 extended



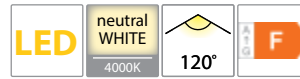
99XPANEL020WE

99XPANEL020CWE




Type: LED panel
Power: 48W
Lumens: 4320lm
Efficiency: 90lm/W
Emergency time: ≥2h
Body colour: White
Material: Aluminum
Height: 30 mm

IP40



99XPANEL021WE

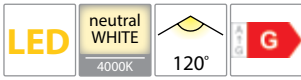


Type: LED panel
Power: 48W
Lumens: 4320lm
Efficiency: 90lm/W
Emergency time: ≥2h
Body colour: White
Material: Aluminum
Height: 30 mm


IP40

LED PANELS ELMARK IP40 WITH EMERGENCY DRIVER 3-50W

5 YEAR TOTAL WARRANTY
4 standard+1 extended

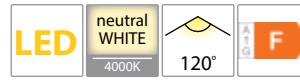


92PANEL013WE




Type: LED panel
Power: 36W
Lumens: 3600lm
Efficiency: 100lm/W
Emergency time: ≥2h
Body colour: White
Material: Aluminum
Height: 11 mm

IP40

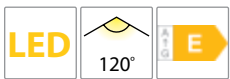


92PANEL021WE




Type: LED panel
Power: 48W
Lumens: 4800lm
Efficiency: 100lm/W
Emergency time: ≥2h
Body colour: White
Material: Aluminum
Height: 30 mm

IP40



92PANEL032WE

92PANEL032CWE



Type: LED panel
Power: 40W
Lumens: 4800lm
Efficiency: 120lm/W
Emergency time: ≥2h
Body colour: White
Material: Aluminum
Height: 30 mm

IP40

~230V

Ra≥80


EMC

Scan QR code for 3D models,
IES files & price.

5 YEAR TOTAL WARRANTY
4 standard+1 extended

LED PANELS ELMARK IP40 WITH EMERGENCY DRIVER 3-50W


LED 120° **F** neutral WHITE 4000K **92PANEL030WE**
KNORF cold WHITE 6400K **92PANEL030CWE**



Type: LED panel
 Power: 48W
 Lumens: 4800lm
 Efficiency: 100lm/W
 Emergency time: ≥2h
 Body colour: White
 Material: Aluminum
 Height: 9 mm

IP40


LED 120° **F** neutral WHITE 4000K **92PANEL031WE**
HIGH POWER cold WHITE 6400K **92PANEL031CWE**



Type: LED panel
 Power: 60W
 Lumens: 6000lm
 Efficiency: 100lm/W
 Emergency time: max. 2.5h
 Body colour: White
 Material: Aluminum
 Height: 30 mm

IP40

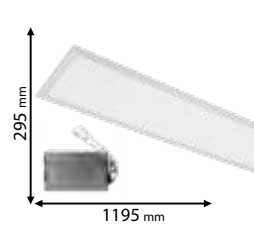
LED 120° **F** neutral WHITE 4000K **92PANEL028WE**
UGR <19 cold WHITE 6400K **92PANEL028CWE**



Type: High efficiency LED panel
 Power: 48W
 Lumens: 5280lm
 Efficiency: 110lm/W
 Emergency time: ≥2h
 Body colour: White
 Material: Iron + PS
 Height: 30 mm

IP40


LED 120° **F** neutral WHITE 4000K **92PANEL029WE**
UGR <19 cold WHITE 6400K **92PANEL029CWE**



Type: High efficiency LED panel
 Power: 48W
 Lumens: 5280lm
 Efficiency: 110lm/W
 Emergency time: ≥2h
 Body colour: White
 Material: Iron + PS
 Height: 30 mm

IP40


LED 120° **C** neutral WHITE 4000K **92PANEL033WE**
HIGH EFFICIENCY cold WHITE 6400K **92PANEL033CWE**



Type: Square LED panel
 Power: 22W
 Lumens: 3960lm
 Efficiency: 180lm/W
 LED chip: SANAN
 Driver: Lifud
 Body colour: White
 Material: Steel and anti-fire cover with aluminum frame
 Mounting: Recessed
 Height: 34 mm

IP40

LED cold WHITE 6500K 120° **D** **92PANEL023CWE**
HIGH EFFICIENCY

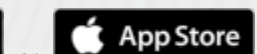


Type: Square LED panel
 Power: 30W
 Lumens: 4200lm
 Efficiency: 140lm/W
 Emergency time: max.3h
 Body colour: White
 Material: Iron + PS
 Mounting: Recessed
 Height: 35 mm

IP40

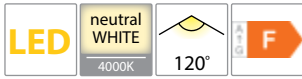
~230V
 Ra≥80
EMC

Scan QR code for 3D models, IES files & price.



LED PANELS ELMARK IP54 WITH EMERGENCY DRIVER 3-50W


5 YEAR TOTAL WARRANTY
4 standard+1 extended



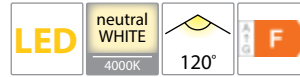
92PANEL013WIP54E



Type: LED panel
Power: 36W
Lumens: 3600lm
Efficiency: 100lm/W
Emergency time: ≥2h
Body colour: White
Material: Aluminum
Height: 11 mm




IP54



92PANEL021WIP54E



Type: LED panel
Power: 48W
Lumens: 4800lm
Efficiency: 100lm/W
Emergency time: ≥2h
Body colour: White
Material: Aluminum
Height: 30 mm



IP54




92PANEL032WIP54E



92PANEL032CWIP54E

Type: LED panel
Power: 40W
Lumens: 4800lm
Efficiency: 120lm/W
Emergency time: ≥2h
Body colour: White
Material: Aluminum
Height: 30 mm



IP54




92PANEL028W54E



92PANEL028CW54E

Type: High efficiency LED panel
Power: 48W
Lumens: 5280lm
Efficiency: 110lm/W
Emergency time: ≥2h
Body colour: White
Material: Iron + PS
Height: 30 mm



IP54

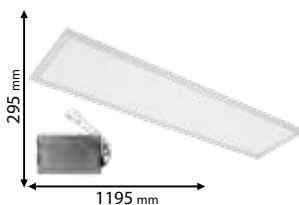


92PANEL029W54E



92PANEL029CW54E

Type: High efficiency LED panel
Power: 48W
Lumens: 5280lm
Efficiency: 110lm/W
Emergency time: ≥2h
Body colour: White
Material: Iron + PS
Height: 30 mm



IP54

~230V

Ra≥80

EMC

Scan QR code for 3D models,
IES files & price.

LED PANELS ELMARK IP54 WITH EMERGENCY DRIVER 3-50W


5 YEAR TOTAL WARRANTY
4 standard+1 extended



92PANEL030WIP54E



92PANEL030CWIP54E



Type: LED panel
Power: 48W
Lumens: 4800lm
Efficiency: 100lm/W
Emergency time: ≥2h
Body colour: White
Material: Aluminum
Height: 9 mm


IP54



92PANEL031WIP54E



92PANEL031CWIP54E



Type: LED panel
Power: 60W
Lumens: 6000lm
Efficiency: 100lm/W
Emergency time: max.2h
Body colour: White
Material: Aluminum
Height: 30 mm


IP54



92PANEL033WIP54E



92PANEL033CWIP54E




Type: Square LED panel
Power: 22W
Lumens: 3960lm
Efficiency: 180lm/W
LED chip: SANAN
Driver: Lifud
Body colour: White
Material: Steel and anti-fire cover with aluminum frame
Mounting: Recessed
Height: 34 mm

IP54



92PANEL023CWIP54E



Type: Square LED panel
Power: 30W
Lumens: 4200lm
Efficiency: 140lm/W
Emergency time: max.3h
Body colour: White
Material: Iron + PS
Mounting: Recessed
Height: 35 mm

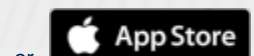
IP54

~230V

Ra≥80

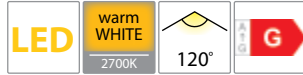



Scan QR code for 3D models, IES files & price.



ROUND LED PANELS STELLAR IP40 WITH EMERGENCY DRIVER 3-50W

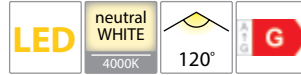
2 YEAR TOTAL WARRANTY
2 standard+0 extended



99XLED610E

Type: Round LED panel
Power: 6W
Lumens: 330lm
Efficiency: 55lm/W
Emergency time: ≥3h
Body colour: White
Cut size: 100 mm
Material: Aluminum

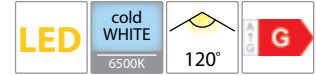
IP40



99XLED609E

Type: Round LED panel
Power: 6W
Lumens: 330lm
Efficiency: 55lm/W
Emergency time: ≥3h
Body colour: White
Cut size: 100 mm
Material: Aluminum

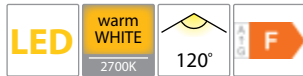
IP40



99XLED609CWE

Type: Round LED panel
Power: 6W
Lumens: 330lm
Efficiency: 55lm/W
Emergency time: ≥3h
Body colour: White
Cut size: 100 mm
Material: Aluminum

IP40



99XLED612E

Type: Round LED panel
Power: 12W
Lumens: 840lm
Efficiency: 70lm/W
Emergency time: ≥3h
Body colour: White
Cut size: 150 mm
Material: Aluminum

IP40



99XLED611E

Type: Round LED panel
Power: 12W
Lumens: 840lm
Efficiency: 70lm/W
Emergency time: ≥3h
Body colour: White
Cut size: 150 mm
Material: Aluminum


IP40



99XLED611CWE

Type: Round LED panel
Power: 12W
Lumens: 840lm
Efficiency: 70lm/W
Emergency time: ≥3h
Body colour: White
Cut size: 150 mm
Material: Aluminum

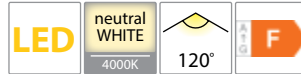
IP40



99XLED615E

Type: Round LED panel
Power: 18W
Lumens: 1350lm
Efficiency: 70lm/W
Emergency time: ≥3h
Body colour: White
Cut size: 205 mm
Material: Aluminum

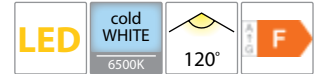
IP40



99XLED614E

Type: Round LED panel
Power: 18W
Lumens: 1350lm
Efficiency: 70lm/W
Emergency time: ≥3h
Body colour: White
Cut size: 205 mm
Material: Aluminum

IP40



99XLED614CWE

Type: Round LED panel
Power: 18W
Lumens: 1350lm
Efficiency: 70lm/W
Emergency time: ≥3h
Body colour: White
Cut size: 205 mm
Material: Aluminum

IP40

~230V

Ra≥80



Scan QR code for 3D models, IES files & price.

ROUND LED PANELS STELLAR IP40 WITH EMERGENCY DRIVER 3-50W

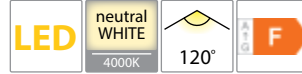
2 YEAR TOTAL WARRANTY
2 standard+0 extended



99XLED621E

Type: Round LED panel
Power: 24W
Lumens: 1800lm
Efficiency: 75lm/W
Emergency time: ≥3h
Body colour: White
Cut size: 268 mm
Material: Aluminum

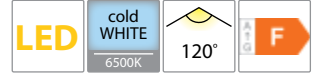
IP40



99XLED620E

Type: Round LED panel
Power: 24W
Lumens: 1800lm
Efficiency: 75lm/W
Emergency time: ≥3h
Body colour: White
Cut size: 268 mm
Material: Aluminum

IP40



99XLED620CWE

Type: Round LED panel
Power: 24W
Lumens: 1800lm
Efficiency: 75lm/W
Emergency time: ≥3h
Body colour: White
Cut size: 268 mm
Material: Aluminum


IP40

ROUND LED PANELS ELMARK IP44 WITH EMERGENCY DRIVER 3-50W

5 YEAR TOTAL WARRANTY
4 standard+1 extended

~230V

Ra≥80


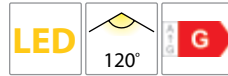


99LED609IP44E



Type: LED panel
Power: 5W
Lumens: 400lm
Efficiency: 80lm/W
Emergency time: ≥3h
Body colour: White
Material: Aluminum

IP44

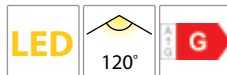


99LED611IP44E



Type: LED panel
Power: 12W
Lumens: 960lm
Efficiency: 80lm/W
Emergency time: ≥3h
Body colour: White
Material: Aluminum

IP44



99LED617IP44E



Type: LED panel
Power: 18W
Lumens: 1440lm
Efficiency: 80lm/W
Emergency time: ≥3h
Body colour: White
Material: Aluminum

IP44

Scan QR code for 3D models, IES files & price.


ROUND LED PANELS ELMARK IP65 WITH EMERGENCY DRIVER 3-50W

5 YEAR TOTAL WARRANTY
standard+1 extended



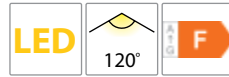
99LED607IP65E

99LED607IP65CWE




Type: LED panel
Power: 7W
Lumens: 660lm
Efficiency: 94lm/W
Emergency time: ≥3h
Body colour: White
Cut size: 100-110 mm
Material: Polycarbonate

IP65



99LED610IP65E

99LED610IP65CWE




Type: LED panel
Power: 10W
Lumens: 770lm
Efficiency: 77lm/W
Emergency time: ≥3h
Body colour: White
Cut size: 150-160 mm
Material: Polycarbonate

IP65



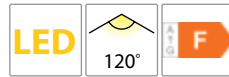
99LED616IP65E

99LED616IP65CWE




Type: LED panel
Power: 16W
Lumens: 1300lm
Efficiency: 81lm/W
Emergency time: ≥3h
Body colour: White
Cut size: 200-210 mm
Material: Polycarbonate

IP65



99LED623IP65E

99LED623IP65CWE

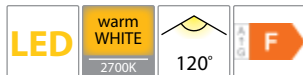


Type: LED panel
Power: 23W
Lumens: 1750lm
Efficiency: 76lm/W
Emergency time: ≥3h
Body colour: White
Cut size: 220-230 mm
Material: Polycarbonate

IP65

SQUARE LED PANELS STELLAR IP40 WITH EMERGENCY DRIVER 3-50W

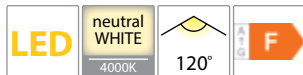
2 YEAR TOTAL WARRANTY
2 standard+0 extended



99XLED633E

Type: Square LED panel
Power: 12W
Lumens: 840lm
Efficiency: 70lm/W
Emergency time: ≥3h
Body colour: White
Cut size: 150x150 mm
Material: Aluminum

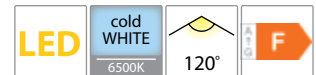
IP40



99XLED632E

Type: Square LED panel
Power: 12W
Lumens: 840lm
Efficiency: 70lm/W
Emergency time: ≥3h
Body colour: White
Cut size: 150x150 mm
Material: Aluminum


IP40



99XLED632CWE

Type: Square LED panel
Power: 12W
Lumens: 840lm
Efficiency: 70lm/W
Emergency time: ≥3h
Body colour: White
Cut size: 150x150 mm
Material: Aluminum

IP40



~230V

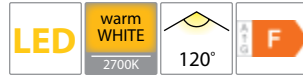

Ra≥80

EMC

Scan QR code for 3D models, IES files & price.

SQUARE LED PANELS STELLAR IP40 WITH EMERGENCY DRIVER 3-50W

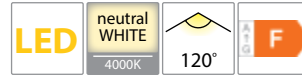
2 YEAR TOTAL WARRANTY
2 standard+0 extended



99XLED635E

Type: Square LED panel
Power: 18W
Lumens: 1350lm
Efficiency: 75lm/W
Emergency time: ≥3h
Body colour: White
Cut size: 200x200 mm
Material: Aluminum

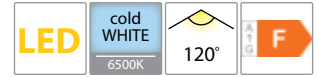
IP40



99XLED634E

Type: Square LED panel
Power: 18W
Lumens: 1350lm
Efficiency: 75lm/W
Emergency time: ≥3h
Body colour: White
Cut size: 200x200 mm
Material: Aluminum

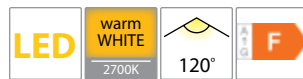
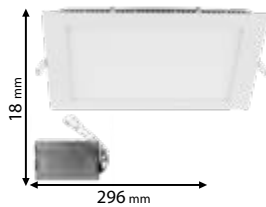
IP40



99XLED634CWE

Type: Square LED panel
Power: 18W
Lumens: 1350lm
Efficiency: 75lm/W
Emergency time: ≥3h
Body colour: White
Cut size: 200x200 mm
Material: Aluminum

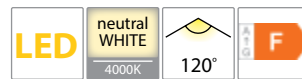
IP40



99XLED637E

Type: Square LED panel
Power: 24W
Lumens: 1800lm
Efficiency: 75lm/W
Emergency time: ≥3h
Body colour: White
Cut size: 275x275 mm
Material: Aluminum

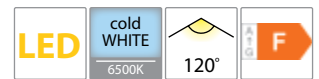
IP40



99XLED636E

Type: Square LED panel
Power: 24W
Lumens: 1800lm
Efficiency: 75lm/W
Emergency time: ≥3h
Body colour: White
Cut size: 275x275 mm
Material: Aluminum

IP40



99XLED636CWE

Type: Square LED panel
Power: 24W
Lumens: 1800lm
Efficiency: 75lm/W
Emergency time: ≥3h
Body colour: White
Cut size: 275x275 mm
Material: Aluminum

IP40

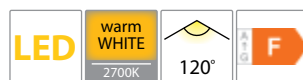

~230V

Ra≥80



SQUARE LED PANELS ELMARK IP40 WITH EMERGENCY DRIVER 3-50W

5 YEAR TOTAL WARRANTY
3 standard+2 extended



99LED967WWE

Type: Square LED panel
Power: 12W
Lumens: 890lm
Efficiency: 74lm/W
Emergency time: ≥3h
Body colour: White
Cut size: 155x155 mm
Material: Aluminum

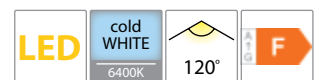
IP40



99LED967E

Type: Square LED panel
Power: 12W
Lumens: 890lm
Efficiency: 74lm/W
Emergency time: ≥3h
Body colour: White
Cut size: 155x155 mm
Material: Aluminum

IP40



99LED967CWE

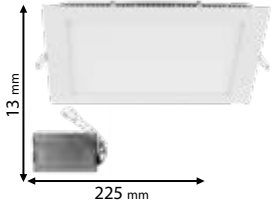
Type: Square LED panel
Power: 12W
Lumens: 890lm
Efficiency: 74lm/W
Emergency time: ≥3h
Body colour: White
Cut size: 155x155 mm
Material: Aluminum

IP40

Scan QR code for 3D models, IES files & price.

SQUARE LED PANELS ELMARK IP40 WITH EMERGENCY DRIVER 3-50W

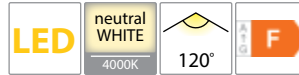
5 YEAR TOTAL WARRANTY
3 standard+2 extended



99LED968WWE

Type: Square LED panel
Power: 18W
Lumens: 1420lm
Efficiency: 78lm/W
Emergency time: ≥3h
Body colour: White
Cut size: 205x205 mm
Material: Aluminum

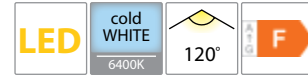
IP40



99LED968E

Type: Square LED panel
Power: 18W
Lumens: 1420lm
Efficiency: 78lm/W
Emergency time: ≥3h
Body colour: White
Cut size: 205x205 mm
Material: Aluminum

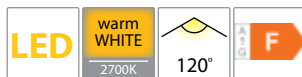

IP40



99LED968CWE

Type: Square LED panel
Power: 18W
Lumens: 1420lm
Efficiency: 78lm/W
Emergency time: ≥3h
Body colour: White
Cut size: 205x205 mm
Material: Aluminum

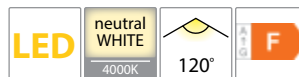
IP40



99LED969WWE

Type: Square LED panel
Power: 18W
Lumens: 1420lm
Efficiency: 78lm/W
Emergency time: ≥3h
Body colour: White
Mounting: Surface
Material: Aluminum

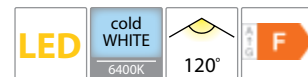
IP40



99LED969E

Type: Square LED panel
Power: 18W
Lumens: 1420lm
Efficiency: 78lm/W
Emergency time: ≥3h
Body colour: White
Mounting: Surface
Material: Aluminum

IP40



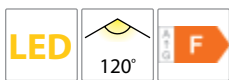
99LED969CWE

Type: Square LED panel
Power: 18W
Lumens: 1420lm
Efficiency: 78lm/W
Emergency time: ≥3h
Body colour: White
Mounting: Surface
Material: Aluminum


IP40

ROUND LED GLASS PANELS ELMARK IP40 WITH EMERGENCY DRIVER 3-50W

5 YEAR TOTAL WARRANTY
3 standard+2 extended



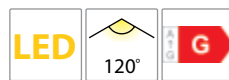
99LED639E



99LED638E

Type: Round LED panel
Power: 6W
Lumens: 480lm
Efficiency: 80lm/W
Emergency time: ≥3h
Body colour: White
Cut size: 60 mm
Material: Aluminum + Glass

IP40



99LED641E



99LED640E

Type: Round LED panel
Power: 18W
Lumens: 1440lm
Efficiency: 80lm/W
Emergency time: ≥3h
Body colour: White
Cut size: 148 mm
Material: Aluminum + Glass

IP40

~230V

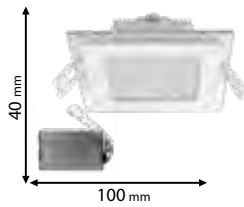
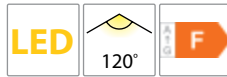
Ra≥80



Scan QR code for 3D models, IES files & price.

SQUARE LED GLASS PANELS ELMARK IP40 WITH EMERGENCY DRIVER 3-50W

5 YEAR TOTAL WARRANTY
3 standard+2 extended




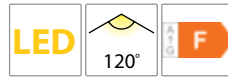
99LED643E

warm WHITE
2700K

99LED642E

neutral WHITE
4000K

Type: Square LED panel
Power: 6W
Lumens: 480lm
Efficiency: 80lm/W
Emergency time: ≥3h
Body colour: White
Cut size: 77 mm
Material: Aluminum + Glass
IP40



99LED645E

warm WHITE
2700K

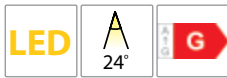
99LED644E

neutral WHITE
4000K

Type: Square LED panel
Power: 18W
Lumens: 1440lm
Efficiency: 80lm/W
Emergency time: ≥3h
Body colour: White
Cut size: 180 mm
Material: Aluminum + Glass
IP40

ROUND LED DOWN LIGHTS ELMARK IP44 WITH EMERGENCY DRIVER 3-50W

3 YEAR TOTAL WARRANTY
3 standard+0 extended



92DLTS2030/WHE

warm WHITE
3000K

92DLTS2040/WHE

neutral WHITE
4000K

Type: Round downlight movable
Power: 20W
Lumens: 1400lm
Efficiency: 70lm/W
Emergency time: ≥3h
Body colour: White
Cut size: 120mm
Material: Aluminum
IP44



92DLTS2430/WHE

warm WHITE
3000K

92DLTS2440/WHE

neutral WHITE
4000K

Type: Round downlight movable
Power: 24W
Lumens: 1680lm
Efficiency: 70lm/W
Emergency time: ≥3h
Body colour: White
Cut size: 145mm
Material: Aluminum
IP44

SQUARE LED DOWN LIGHTS ELMARK IP44 WITH EMERGENCY DRIVER 3-50W

3 YEAR TOTAL WARRANTY
3 standard+0 extended




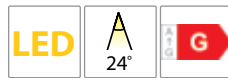
92DL82F3030/BLE

warm WHITE
3000K

92DL82F3040/BLE

neutral WHITE
4000K

Type: Movable downlight
Power: 30W
Lumens: 2100lm
Efficiency: 70lm/W
Emergency time: max.3h
Body colour: Black
Cut size: 160x160mm
Height: 138 mm
Material: Aluminum
IP44



92DL81F3030/BLE

warm WHITE
3000K

92DL81F3040/BLE

neutral WHITE
4000K

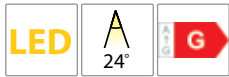
Type: Movable downlight
Power: 2x15W
Lumens: 2100lm
Efficiency: 70lm/W
Emergency time: max.3h
Body colour: Black
Height: 98mm
Cut size: 230x120mm
Material: Aluminum
IP44

~230V
Ra≥80
EMC

Scan QR code for 3D models, IES files & price.

SQUARE LED DOWN LIGHTS ELMARK IP44 WITH EMERGENCY DRIVER 3-50W

3 YEAR TOTAL WARRANTY
3 standard+0 extended



warm WHITE
3000K

92DL82F6030/BLE




neutral WHITE
4000K

92DL82F6040/BLE

Type: Movable downlight
Power: 2x30W
Lumens: 4200lm
Efficiency: 70lm/W
Emergency time: max.2h
Body colour: Black
Height: 138mm
Cut size: 310x160mm
Material: Aluminum

IP44



warm WHITE
3000K

92DL81F4530/BLE



neutral WHITE
4000K

92DL81F4540/BLE

Type: Movable downlight
Power: 3x15W
Lumens: 3150lm
Efficiency: 70lm/W
Emergency time: ≥2h
Body colour: Black
Height: 98mm
Cut size: 345x120mm
Material: Aluminum

IP44



warm WHITE
3000K

92DL82F3030/WHE

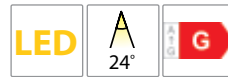



neutral WHITE
4000K

92DL82F3040/WHE

Type: Movable downlight
Power: 30W
Lumens: 2100lm
Efficiency: 70lm/W
Emergency time: max.3h
Body colour: White
Cut size: 160x160mm
Height: 138 mm
Material: Aluminum

IP44



warm WHITE
3000K

92DL81F3030/WHE




neutral WHITE
4000K

92DL81F3040/WHE

Type: Movable downlight
Power: 2x15W
Lumens: 2100lm
Efficiency: 70lm/W
Emergency time: max.3h
Body colour: White
Height: 98mm
Cut size: 230x120mm
Material: Aluminum

IP44



warm WHITE
3000K

92DL82F6030/WHE




neutral WHITE
4000K

92DL82F6040/WHE

Type: Movable downlight
Power: 2x30W
Lumens: 4200lm
Efficiency: 70lm/W
Emergency time: max.2h
Body colour: White
Height: 138mm
Cut size: 310x160mm
Material: Aluminum

IP44



warm WHITE
3000K

92DL81F4530/WHE

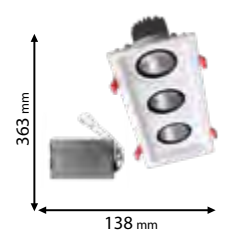


neutral WHITE
4000K

92DL81F4540/WHE

Type: Movable downlight
Power: 3x15W
Lumens: 3150lm
Efficiency: 70lm/W
Emergency time: max.2h
Body colour: White
Height: 98mm
Cut size: 345x120mm
Material: Aluminum

IP44



~230V

Ra≥80



Scan QR code for 3D models, IES files & price.

LED COB DOWN LIGHTS ELMARK IP44 WITH EMERGENCY DRIVER 3-50W

5 YEAR TOTAL WARRANTY
3 standard+2 extended








92EL64531230/WHE
92EL64531240/WHE

Type: Recessed LED adjustable downlight
Power: 12W
Lumens: 900lm
Efficiency: 75lm/W
Emergency time: ≥3h
Body colour: White & Grey
Material: Aluminum + PC
Cut size: 75 mm
Height: 96 mm

With honey comb



IP44








92EL64532030/WHE
92EL64532040/WHE

Type: Recessed LED adjustable downlight
Power: 20W
Lumens: 1500lm
Efficiency: 75lm/W
Emergency time: ≥3h
Body colour: White & Black
Material: Aluminum
Cut size: 100 mm
Height: 110mm

With honey comb



IP44

DEEP RECESSED LED DOWN LIGHTS ELMARK IP44 WITH EMERGENCY DRIVER 3-50W

5 YEAR TOTAL WARRANTY
3 standard+2 extended












93EL62282030/WHE

Type: Recessed LED down light
Power: 20W
Lumens: 1800lm
Efficiency: 90lm/W
Emergency time: ≥3h
Body Colour: White
Material: Aluminum
Cut size: 140mm
Height: 88 mm

IP44

93EL62282040/WHE

Type: Recessed LED down light
Power: 20W
Lumens: 1800lm
Efficiency: 90lm/W
Emergency time: ≥3h
Body Colour: White
Material: Aluminum
Cut size: 140mm
Height: 88 mm

IP44






93EL62282065/WHE

Type: Recessed LED down light
Power: 20W
Lumens: 1800lm
Efficiency: 90lm/W
Emergency time: ≥3h
Body Colour: White
Material: Aluminum
Cut size: 140mm
Height: 88 mm

IP44








93EL62283030/WHE

Type: Recessed LED down light
Power: 30W
Lumens: 3000lm
Efficiency: 100lm/W
Emergency time: max.3h
Body Colour: White
Material: Aluminum
Cut size: 170mm
Height: 110 mm

IP44






93EL62283040/WHE

Type: Recessed LED down light
Power: 30W
Lumens: 3000lm
Efficiency: 100lm/W
Emergency time: max.3h
Body Colour: White
Material: Aluminum
Cut size: 170mm
Height: 110 mm

IP44






93EL62283065/WHE

Type: Recessed LED down light
Power: 30W
Lumens: 3000lm
Efficiency: 100lm/W
Emergency time: max.3h
Body Colour: White
Material: Aluminum
Cut size: 170mm
Height: 110 mm

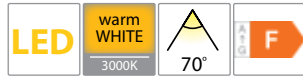
IP44

~230V
Ra≥80
EMC

Scan QR code for 3D models, IES files & price.

DEEP RECESSED LED DOWN LIGHTS ELMARK IP44 WITH EMERGENCY DRIVER 3-50W

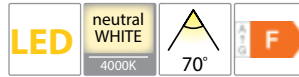
5 YEAR TOTAL WARRANTY
3 standard+2 extended



93EL62284230/WHE

Type: Recessed LED down light
Power: 42W
Lumens: 4200lm
Efficiency: 100lm/W
Emergency time: ≥2h
Body Colour: White
Material: Aluminum
Cut size: 205mm
Height: 121 mm

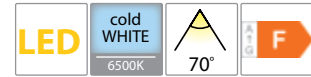
IP44



93EL62284240/WHE

Type: Recessed LED down light
Power: 42W
Lumens: 4200lm
Efficiency: 100lm/W
Emergency time: ≥2h
Body Colour: White
Material: Aluminum
Cut size: 205mm
Height: 121 mm

IP44




93EL62284265/WHE

Type: Recessed LED down light
Power: 42W
Lumens: 4200lm
Efficiency: 100lm/W
Emergency time: ≥2h
Body Colour: White
Material: Aluminum
Cut size: 205mm
Height: 121 mm

IP44

DEEP RECESSED LED DOWN LIGHTS ELMARK IP44 WITH EMERGENCY DRIVER 3-50W

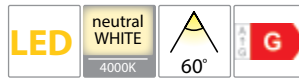
5 YEAR TOTAL WARRANTY
3 standard+2 extended



92EL62281330/WHE

Type: Recessed LED downlight
Power: 13W
Lumens: 1080lm
Efficiency: 83lm/W
Emergency time: ≥3h
Body Colour: White
Material: Aluminum
Cut size: 100mm
Height: 59 mm
LED Chip: OSRAM

IP44



92EL62281340/WHE

Type: Recessed LED downlight
Power: 13W
Lumens: 1080lm
Efficiency: 83lm/W
Emergency time: ≥3h
Body Colour: White
Material: Aluminum
Cut size: 100mm
Height: 59 mm
LED Chip: OSRAM


IP44



92EL62281365/WHE

Type: Recessed LED downlight
Power: 13W
Lumens: 1080lm
Efficiency: 83lm/W
Emergency time: ≥3h
Body Colour: White
Material: Aluminum
Cut size: 100mm
Height: 59 mm
LED Chip: OSRAM

IP44



92EL62282030/WHE

Type: Recessed LED downlight
Power: 20W
Lumens: 1800lm
Efficiency: 90lm/W
Emergency time: ≥3h
Body Colour: White
Material: Aluminum
Cut size: 140mm
Height: 88 mm
LED Chip: OSRAM

IP44



92EL62282040/WHE

Type: Recessed LED downlight
Power: 20W
Lumens: 1800lm
Efficiency: 90lm/W
Emergency time: ≥3h
Body Colour: White
Material: Aluminum
Cut size: 140mm
Height: 88 mm
LED Chip: OSRAM

IP44



92EL62282065/WHE

Type: Recessed LED downlight
Power: 20W
Lumens: 1800lm
Efficiency: 90lm/W
Emergency time: ≥3h
Body Colour: White
Material: Aluminum
Cut size: 140mm
Height: 88 mm
LED Chip: OSRAM

IP44

~230V

Ra≥80

EMC

Scan QR code for 3D models, IES files & price.

DEEP RECESSED LED DOWNLIGHTS ELMARK IP44 WITH EMERGENCY DRIVER 3-50W

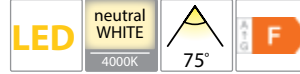
5 YEAR TOTAL WARRANTY
3 standard+2 extended



92EL62283030/WHE

Type: Recessed LED downlight
Power: 30W
Lumens: 3000lm
Efficiency: 100lm/W
Emergency time: max.3h
Body Colour: White
Material: Aluminum
Cut size: 170mm
Height: 110 mm
LED Chip: OSRAM

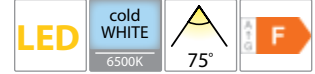
IP44



92EL62283040/WHE

Type: Recessed LED downlight
Power: 30W
Lumens: 3000lm
Efficiency: 100lm/W
Emergency time: max.3h
Body Colour: White
Material: Aluminum
Cut size: 170mm
Height: 110 mm
LED Chip: OSRAM

IP44



92EL62283065/WHE

Type: Recessed LED downlight
Power: 30W
Lumens: 3000lm
Efficiency: 100lm/W
Emergency time: max.3h
Body Colour: White
Material: Aluminum
Cut size: 170mm
Height: 110 mm
LED Chip: OSRAM


IP44



92EL62284230/WHE

Type: Recessed LED downlight
Power: 42W
Lumens: 4200lm
Efficiency: 100lm/W
Emergency time: ≥2h
Body Colour: White
Material: Aluminum
Cut size: 205mm
Height: 121 mm
LED Chip: OSRAM

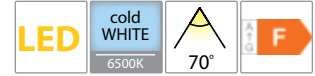
IP44



92EL62284240/WHE

Type: Recessed LED downlight
Power: 42W
Lumens: 4200lm
Efficiency: 100lm/W
Emergency time: ≥2h
Body Colour: White
Material: Aluminum
Cut size: 205mm
Height: 121 mm
LED Chip: OSRAM

IP44



92EL62284265/WHE

Type: Recessed LED downlight
Power: 42W
Lumens: 4200lm
Efficiency: 100lm/W
Emergency time: ≥2h
Body Colour: White
Material: Aluminum
Cut size: 205mm
Height: 121 mm
LED Chip: OSRAM

IP44


~230V

Ra≥80



RECESSED LED DOWNLIGHT ELMARK IP44 WITH EMERGENCY DRIVER 3-50W

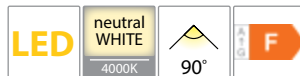
5 YEAR TOTAL WARRANTY
4 standard+1 extended



92EL67054030/WHE

Type: Recessed LED SMD downlight
Power: 40W
Lumens: 3600lm
Efficiency: 90lm/W
Emergency time: ≥2h
Body colour: White
Material: Aluminum
Cut size: 220x130mm
Height: 85 mm

IP44



92EL67054040/WHE

Type: Recessed LED SMD downlight
Power: 40W
Lumens: 3600lm
Efficiency: 90lm/W
Emergency time: ≥2h
Body colour: White
Material: Aluminum
Cut size: 220x130mm
Height: 85 mm

IP44



92EL67054065/WHE

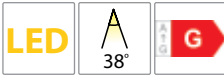
Type: Recessed LED SMD downlight
Power: 40W
Lumens: 3600lm
Efficiency: 90lm/W
Emergency time: ≥2h
Body colour: White
Material: Aluminum
Cut size: 220x130mm
Height: 85 mm

IP44

Scan QR code for 3D models, IES files & price.

LINEAR LED LIGHTS ELMARK IP40 WITH EMERGENCY DRIVER 3-50W

YEAR TOTAL WARRANTY
3 standard+2 extended



warm WHITE
3000K


92EL052030/WHBKE



neutral WHITE
4000K

92EL052040/WHBKE

Type: Recessed LED linear light
Power: 15W
Lumens: 1200lm
Efficiency: 80lm/W
Emergency time: ≥3h
Body colour: White & Black
Material: Aluminum
Cut size: 406x35mm
Height: 35 mm



IP40

LED PROFILES ELMARK FOR RECESSED MOUNTING WITH EMERGENCY DRIVER 3-50W

5 YEAR TOTAL WARRANTY
3 standard+2 extended



warm WHITE
3000K


99PFM602430/BLE



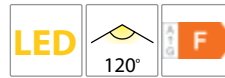
neutral WHITE
4000K

99PFM602440/BLE

Type: LED profile
Power: 24W
Lumens: 2400lm
Efficiency: 100lm/W
Emergency time: ≥3h
Body colour: Black
Mounting: Recessed
Material: Aluminum + PC



IP40



warm WHITE
3000K


99PFM1505030/BLE



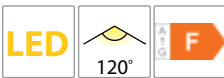
neutral WHITE
4000K

99PFM1505040/BLE

Type: LED profile
Power: 50W
Lumens: 5000lm
Efficiency: 100lm/W
Emergency time: ≥2h
Body colour: Black
Mounting: Recessed
Material: Aluminum + PC



IP40



warm WHITE
3000K


99PFM602430/WHE



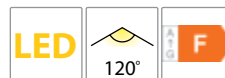
neutral WHITE
4000K

99PFM602440/WHE

Type: LED profile
Power: 24W
Lumens: 2400lm
Efficiency: 100lm/W
Emergency time: ≥3h
Body colour: White
Mounting: Recessed
Material: Aluminum + PC



IP40



warm WHITE
3000K


99PFM1505030/WHE



neutral WHITE
4000K

99PFM1505040/WHE

Type: LED profile
Power: 50W
Lumens: 5000lm
Efficiency: 100lm/W
Emergency time: ≥2h
Body colour: White
Mounting: Recessed
Material: Aluminum + PC



IP40

~230V

Ra≥80



Scan QR code for 3D models, IES files & price.


LIGHTING FIXTURE WITH ELMARK LED TUBES, SURFACE MOUNTING WITH EMERGENCY DRIVER 3-20W

5 YEAR TOTAL WARRANTY
4 standard+1 extended



9BR40LEDE

9BR40LEDCWE




Type: LED fixture with clips and cable gland
Power: 40W
Lumens: 3800lm
Efficiency: 95lm/W
Emergency time: ≥2h
Body colour: Grey
Material: PC

IP65



9BR55LEDE

9BR55LEDCWE



Type: LED fixture with clips and cable gland
Power: 55W
Lumens: 5000lm
Efficiency: 90lm/W
Emergency time: ≥2h
Body colour: Grey
Material: PC

IP65

Scan QR code for 3D models, IES files & price.

EMERGENCY DRIVER 3-20W

89231



IP30

3 YEARS TOTAL WARRANTY
+ 3 standard
0 extended

EMERGENCY DRIVER FOR LAMP WITH INTERNAL IC DRIVERS

The housing of this emergency driver adopts good-quality steel models with powder coating. It has low weight and being convenient to install, so you can rest assure its safety. It mainly includes housing, PCB and battery etc. Its battery adopts Li-ion battery with long lifespan. Its PCB adopts automatic SMT technology, uses IC control design in charging/discharging and power supply part. PCB uses fully automatic SMT technology, PCB core use 3525 IC chips which is especially for emergency lights and Li-ion battery protections. PCB circuit has the complete protection for over charging/discharging,output Short Circuit, Open Circuit,input/output reverse connection.

Operated principle:

The emergency driver is being charged when AC power works, when fully charged, the circuit will protect the battery from over being-charged, and the emergency is standing by as soon as the battery is fully charged. When AC power is down, emergency driver supplies power to LED fixtures and they up light to the way to escape.

Technical data

- Input voltage: 85-265V AC
- Battery: 11.1V 2600mAh
- Emergency switch time: <2s
- Suitable: for LED lamp with internal driver and power 3-20W
- Emergency time: 60-180min
- Working temperature: from -10 to +50°C
- Size: 248x40x28mm
- IP 30

Recommended:

For all LED tubes and bulbs with external IC driver and power from 3-20W

~230V

Ra≥80

EMC

IP21

LIGHTING FIXTURE WITH LED TUBES STELLAR, SURFACE MOUNTING WITH EMERGENCY DRIVER 3-20W

2 YEAR TOTAL WARRANTY
2 standard+0 extended




neutral
WHITE
4000K

9LOM260LEDWE

cold
WHITE
6400K

9LOM260LEDCWE

Type: LED fixture with LED tubes T8 Stellar
Power: 2x9W
Emergency power: 1x9W
Lumens: 1170lm
Efficiency: 65lm/W
Emergency time: max.3h
Body colour: White
Material: Steel + Aluminum
Mounting: Surface




neutral
WHITE
4000K

9LOM460LEDWE

cold
WHITE
6400K

9LOM460LEDCWE


Type: Square LED fixture with LED tubes T8 Stellar
Power: 4x9W
Emergency power: 2x9W
Lumens: 2340lm
Efficiency: 65lm/W
Emergency time: max.3h
Body colour: White
Material: Steel + Aluminum
Mounting: Surface



Scan QR code for 3D models, IES files & price.

LIGHTING FIXTURE WITH LED TUBES STELLAR, SURFACE & RECESSED MOUNTING WITH EMERGENCY DRIVER 3-20W, IP21


2 YEAR TOTAL WARRANTY
2 standard+0 extended



neutral WHITE 4000K **9LOM2120LEDWE**

cold WHITE 6400K **9LOM2120LEDCWE**

Type: LED fixture with LED tube T8 Stellar
Power: 2x18W
Emergency power: 1x18W
Lumens: 2340lm
Efficiency: 65lm/W
Emergency time: ≥2h
Body colour: White
Material: Aluminum + PC
Mounting: Surface




neutral WHITE 4000K **9LBM2120LEDWE**

cold WHITE 6400K **9LBM2120LEDCWE**

Type: LED fixture with LED tube T8 Stellar
Power: 2x18W
Emergency power: 1x18W
Lumens: 2340lm
Efficiency: 65lm/W
Emergency time: ≥2h
Body colour: White
Material: Aluminum + PC
Mounting: Recessed

LIGHTING FIXTURE WITH LED TUBES STELLAR, RECESSED MOUNTING WITH EMERGENCY DRIVER 3-20W, IP21


2 YEAR TOTAL WARRANTY
2 standard+0 extended



neutral WHITE 4000K **9LBM260LEDWE**

cold WHITE 6400K **9LBM260LEDCWE**

Type: LED fixture with LED tubes T8 Stellar
Power: 2x9W
Emergency power: 1x9W
Lumens: 1170lm
Efficiency: 65lm/W
Emergency time: max.3h
Body colour: White
Material: Steel + Aluminum
Mounting: Recessed




neutral WHITE 4000K **9LBM460LEDWE**

cold WHITE 6400K **9LBM460LEDCWE**

Type: Square LED fixture with LED tubes T8 Stellar
Power: 4x9W
Emergency power: 2x9W
Lumens: 2340lm
Efficiency: 65lm/W
Emergency time: max.3h
Body colour: White
Material: Steel + Aluminum
Mounting: Recessed

LIGHTING FIXTURE ELMARK WITH LED TUBES, RECESSED MOUNTING WITH EMERGENCY DRIVER 3-20W, IP65

3 YEAR TOTAL WARRANTY
3 standard+0 extended




neutral WHITE 4000K **9BM218LEDE**

cold WHITE 6500K **9BM218LEDCWE**

Type: LED fixture with LED tubes T8 ELMARK
Power: 2x18W
Emergency power: 1x18W
Lumens: 3240lm
Efficiency: 95lm/W
Emergency time: ≥2h
Body colour: Grey
Material: PC
Reflector: steel white

IP65



neutral WHITE 4000K **9BM224LEDE**

cold WHITE 6500K **9BM224LEDCWE**

Type: LED fixture with LED tubes T8 ELMARK
Power: 2x24W
Emergency power: 1x24W
Lumens: 4320lm
Efficiency: 95lm/W
Emergency time: ≥2h
Body colour: Grey
Material: PC
Reflector: steel white

IP65

Scan QR code for 3D models, IES files & price.

OUTDOOR LIGHTING

- GARDEN LIGHTING
- CEILING & WALL LAMPS
- FACADE & GROUND LIGHTING
- POOL LIGHTS
- SOLAR LIGHTING
- FLOOD LIGHTS
- HIGH BAYS
- STREET LIGHTS



Recommended bulb



E27

page 743



96301WD/BRB



96303P/BRB



96301WU/BRB

Click on the image & view the price

GARDEN LANTERNS, IP44

Lamps Not Included



96303P/BRB



Type: Hanging lantern
Body colour: Antique copper
Material: Aluminum + Glass
Max.: 40W

Lamps Not Included



96301WD/BRB



Type: Wall lantern
Body colour: Antique copper
Material: Aluminum + Glass
Max.: 40W

Lamps Not Included



96301WU/BRB



Type: Wall lantern
Body colour: Antique copper
Material: Aluminum + Glass
Max.: 40W

2 YEARS TOTAL WARRANTY
+ 2 standard
0 extended

IP44

~230V

RoHS COMPLIANT

CE

Scan QR code for 3D models, IES files & price.

Recommended bulb



E27

page 743

ELMARK
The Brand of Electricity



96305F/BRB



96304MF/BRB

GARDEN LANTERNS, IP44

Lamps
Not Included



1xE27

96305F/BRB



Type: Lantern floor post
Body colour: Antique copper
Material: Aluminum + Glass
Max.: 40W



Lamps
Not Included



1xE27

96304MF/BRB



Type: Lantern floor post
Body colour: Antique copper
Material: Aluminum + Glass
Max.: 40W



Click on the image
& view the price

2 YEARS TOTAL WARRANTY
+ 2 standard
0 extended

IP44

~230V

RoHS COMPLIANT

CE

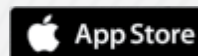
Scan QR code for 3D models,
IES files & price.

Download **ELMARK BUSINESS APP**

from www.elmarkholding.eu or for mobile from



or



Recommended bulb



E27

page 743



96404MF/AB



96403P/AB



96402WD/AB

GARDEN LANTERNS, IP44

Lamps
Not Included



1xE27

96403P/AB



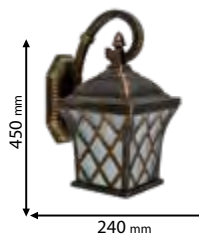
Type: Hanging lantern
Body colour: Antique brass
Material: Aluminum + Glass
Max.: 40W

Lamps
Not Included



1xE27

96402WD/AB



Type: Wall lantern
Body colour: Antique brass
Material: Aluminum + Glass
Max.: 40W

Lamps
Not Included



1xE27

96404MF/AB



Type: Lantern floor post
Body colour: Antique brass
Material: Aluminum + Glass
Max.: 40W

Click on the image
& view the price

2 YEARS TOTAL WARRANTY
+ 2 standard
0 extended

IP44

~230V

RoHS COMPLIANT

CE

Scan QR code for 3D models,
IES files & price.

Recommended bulb



E27

page 743

ELMARK
The Brand of Electricity



96501WU/AB



96504MF/AB



96503P/AB



96505F/AB

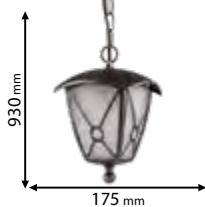
Click on the image
& view the price

GARDEN LANTERNS, IP44

Lamps
Not Included



96503P/AB



Type: Hanging lantern
Body colour: Antique brass
Material: Aluminum + PVC
Max.: 40W

Lamps
Not Included



96501WU/AB



Type: Wall lantern
Body colour: Antique brass
Material: Aluminum + PVC
Max.: 40W

Lamps
Not Included



96504MF/AB

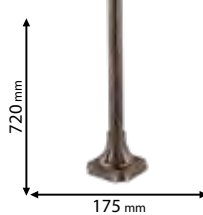


Type: Lantern floor post
Body colour: Antique brass
Material: Aluminum + PVC
Max.: 40W

Lamps
Not Included



96505F/AB



Type: Lantern floor post
Body colour: Antique brass
Material: Aluminum + PVC
Max.: 40W

2 YEARS TOTAL WARRANTY
+ 2 standard
0 extended

IP44

~230V

RoHS COMPLIANT

CE

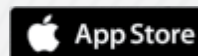
Scan QR code for 3D models,
IES files & price.

Download

from www.elmarkholding.eu or for mobile from



or



Recommended bulb



E27

page 743



96102WD/AB



96103P/AB



96101WU/AB

Click on the image & view the price

GARDEN LANTERNS, IP44

2 YEARS TOTAL WARRANTY
+ 2 standard
0 extended

IP44

~230V

RoHS COMPLIANT

CE

Lamps Not Included



96103P/AB



Type: Hanging lantern
Body colour: Antique brass
Material: Aluminum + Glass
Max.: 40W

Lamps Not Included



96102WD/AB



Type: Wall lantern
Body colour: Antique brass
Material: Aluminum + Glass
Max.: 40W

Lamps Not Included



96101WU/AB



Type: Wall lantern
Body colour: Antique brass
Material: Aluminum + Glass
Max.: 40W

Scan QR code for 3D models, IES files & price.

Recommended bulb



E27

page 743

ELMARK
The Brand of Electricity



96105F/AB



96104MF/AB

GARDEN LANTERNS, IP44

Lamps
Not Included




1xE27

96105F/AB



Type: Lantern floor post
Body colour: Antique brass
Material: Aluminum + Glass
Max.: 40W



Lamps
Not Included



1xE27

96104MF/AB



Type: Lantern floor post
Body colour: Antique brass
Material: Aluminum + Glass
Max.: 40W



Click on the image
& view the price

2 YEARS TOTAL WARRANTY
+ 2 standard
0 extended

IP44


~230V

RoHS COMPLIANT

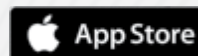
CE

Scan QR code for 3D models,
IES files & price.

Download from www.elmarkholding.eu or for mobile from



or



Recommended bulb



E27

page 729



96511WU/BL



96511P/BL



96511MF/BL

Click on the image & view the price

GARDEN LANTERNS, IP44

3 YEARS TOTAL WARRANTY
+ 2 standard
1 extended

IP44

~230V

RoHS COMPLIANT

CE

Scan QR code for 3D models, IES files & price.

Lamps Not Included



96511P/BL



Type: Hanging lantern
Body colour: Black
Material: UV resistant PP + PC
Max.: 40W

UV resistant

Lamps Not Included



96511WU/BL



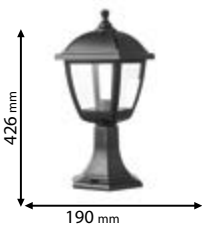
Type: Wall lantern
Body colour: Black
Material: UV resistant PP + PC
Max.: 40W

UV resistant

Lamps Not Included



96511MF/BL



Type: Standing lantern
Body colour: Black
Material: UV resistant PP + PC
Max.: 40W

UV resistant

Recommended bulb



E27

page 729

ELMARK
The Brand of Electricity



96511F2/BL



96511F/BL

OUTDOOR | PAUL

3 YEARS TOTAL WARRANTY
+ 2 standard
+ 1 extended

IP44

~230V

RoHS COMPLIANT

CE

Click on the image & view the price

GARDEN LANTERNS, IP44

Lamps Not Included




96511F2/BL



Type: Standing lantern
Body colour: Black
Material: UV resistant PP + PC
Max.: 40W

UV resistant



Lamps Not Included

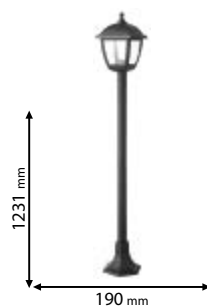


96511F/BL



Type: Standing lantern
Body colour: Black
Material: UV resistant PP + PC
Max.: 40W

UV resistant



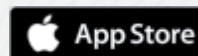
Scan QR code for 3D models, IES files & price.

Download **ELMARK BUSINESS APP**

from www.elmarkholding.eu or for mobile from



or



Recommended bulb



E27

page 729



96514WU/BL



96514MF/BL



96514P/BL



96514F/BL


Click on the image & view the price

GARDEN LANTERNS, IP44

Lamps Not Included



96514P/BL



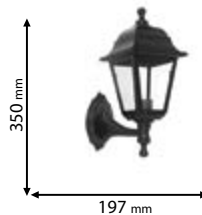
Type: Hanging lantern
Body colour: Black
Material: UV resistant PP + Glass
Max.: 40W

UV resistant

Lamps Not Included



96514WU/BL



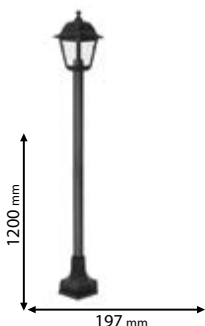
Type: Wall lantern
Body colour: Black
Material: UV resistant PP + Glass
Max.: 40W

UV resistant

Lamps Not Included



96514F/BL



Type: Standing lantern
Body colour: Black
Material: UV resistant PP + Glass
Max.: 40W

UV resistant

Lamps Not Included



96514MF/BL



Type: Standing lantern
Body colour: Black
Material: UV resistant PP + Glass
Max.: 40W

UV resistant

3 YEARS TOTAL WARRANTY
+ 2 standard
1 extended

IP44

~230V

RoHS COMPLIANT

CE

Scan QR code for 3D models, IES files & price.

500

Recommended bulb



E27

page 729

ELMARK
The Brand of Electricity



96512WD/BL



96513WD/BL

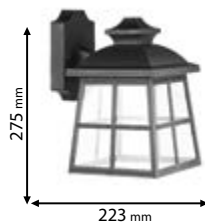
Click on the image
& view the price

GARDEN LANTERNS, IP44

Lamps
Not Included



96512WD/BL




Type: Wall lantern
Body colour: Black
Material: UV resistant PP +
Glass
Max.: 40W

UV resistant

Lamps
Not Included



96513WD/BL



Type: Wall lantern
Body colour: Black
Material: UV resistant PP +
Glass
Max.: 40W

UV resistant

3 YEARS TOTAL WARRANTY
+ 2 standard
+ 1 extended

IP44

~230V

RoHS COMPLIANT

CE

Scan QR code for 3D models,
IES files & price.

Download from www.elmarkholding.eu or for mobile from



Recommended bulb



E27

page 729



96515P/BL



96515WU/BL

2 YEARS TOTAL WARRANTY
+ 2 standard
0 extended

IP44

~230V

RoHS COMPLIANT

CE

GARDEN LANTERNS, IP44

Click on the image & view the price

Lamps Not Included



96515P/BL



Type: Hanging lantern
Body colour: Black
Material: UV resistant PP+ PC
Max.: 40W

UV resistant

Lamps Not Included



96515WU/BL



Type: Wall lantern
Body colour: Black
Material: UV resistant PP+ PC
Max.: 40W

UV resistant

Scan QR code for 3D models, IES files & price.

Recommended bulb



E27

page 729

ELMARK
The Brand of Electricity



96515F/BL



96515MF/BL

GARDEN LANTERNS, IP44

Lamps
Not Included




96515F/BL



Type: Standing lantern
Body colour: Black
Material: UV resistant PP+ PC
Max.: 40W

UV resistant



Lamps
Not Included



96515MF/BL



Type: Standing lantern
Body colour: Black
Material: UV resistant PP+ PC
Max.: 40W

UV resistant



Click on the image
& view the price

2 YEARS TOTAL WARRANTY
+ 2 standard
0 extended

IP44

~230V

RoHS COMPLIANT

CE

Scan QR code for 3D models,
IES files & price.

Download **ELMARK BUSINESS APP**

from www.elmarkholding.eu or for mobile from



or



Recommended bulb



E27

page 729



96516WU/BL



96516P/BL



96516MF/BL

Click on the image & view the price

GARDEN LANTERNS, IP44

Lamps Not Included



96516WU/BL



Type: Wall lantern
Body colour: Black
Material: UV resistant PP+ PC
Max.: 40W

UV resistant

Lamps Not Included



96516P/BL



Type: Hanging lantern
Body colour: Black
Material: UV resistant PP+ PC
Max.: 40W

UV resistant

Lamps Not Included



96516MF/BL



Type: Standing lantern
Body colour: Black
Material: UV resistant PP+ PC
Max.: 40W

UV resistant

3 YEARS TOTAL WARRANTY
+ 2 standard
1 extended

IP44

~230V

RoHS COMPLIANT

CE

Scan QR code for 3D models, IES files & price.

Recommended bulb



E27

page 729

ELMARK
The Brand of Electricity



96517WD/BL



96518WD/BL



96519WD/BL

Click on the image
& view the price

GARDEN LANTERNS, IP44

Lamps
Not Included



96517WD/BL



Type: Wall lantern
Body colour: Black
Material: UV resistant PP+ PC
Max.: 40W

UV resistant

Lamps
Not Included



96518WD/BL



Type: Wall lantern
Body colour: Black
Material: UV resistant PP+ PC
Max.: 40W

UV resistant

Lamps
Not Included



96519WD/BL



Type: Wall lantern
Body colour: Black
Material: UV resistant PP+ PC
Max.: 40W

UV resistant

3 YEARS TOTAL WARRANTY
+ 2 standard
+ 1 extended

IP44

~230V

RoHS COMPLIANT

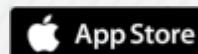
CE

Scan QR code for 3D models,
IES files & price.

Download from www.elmarkholding.eu or for mobile from



or



Recommended bulb



E27

page 727



96GOLIAWL/BL



96GOLIAP/BL



96GOLIAMF/BL



96IESSEWL/BL

Click on the image & view the price

GARDEN LANTERNS, IP55

5 YEARS TOTAL WARRANTY
+ 3 standard
2 extended

IP55

~230V

RoHS COMPLIANT

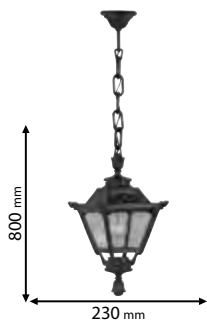
CE

Scan QR code for 3D models, IES files & price.

Lamps Not Included



96GOLIAP/BL



Type: Hanging lantern
Body colour: Black
Material: Resin+ PMMA
Max.: 40W

UV resistant

Lamps Not Included



96GOLIAWL/BL



Type: Wall lantern
Body colour: Black
Material: Resin+ PMMA
Max.: 40W

UV resistant

Lamps Not Included



96GOLIAMF/BL



Type: Lantern floor post
Body colour: Black
Material: Resin+ PMMA
Max.: 40W

UV resistant

Lamps Not Included



96IESSEWL/BL



Type: Wall half lantern
Body colour: Black
Material: Resin+ PMMA
Max.: 40W

UV resistant



96GOLIAGG/BL



96GOLIAMG/BL

5 YEARS TOTAL WARRANTY
+ 3 standard
+ 2 extended

IP55

~230V

LED BULB
PEAR A60


Ra≥80

EMC

LED PARK LIGHTS, IP55

LED warm WHITE 3000K neutral WHITE 4000K cold WHITE 6500K **SETTABLE** **E**

96GOLIAGG/BL

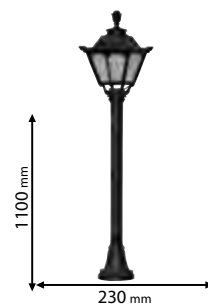


Type: Lantern floor post
Lamp holder: E27
Power: 8.5W
Lumens: 969lm
Efficiency: 147lm/W
Body colour: Black
Material: Resin+ PMMA

UV resistant

LED warm WHITE 3000K neutral WHITE 4000K cold WHITE 6500K **SETTABLE** **E**

96GOLIAMG/BL



Type: Lantern floor post
Lamp holder: E27
Power: 8.5W
Lumens: 969lm
Efficiency: 147lm/W
Body colour: Black
Material: Resin+ PMMA

UV resistant

Click on the image & view the price

Scan QR code for 3D models, IES files & price.

Recommended bulb



E27

page 729



96120WU/BL



96120P/BL



96120MF/BL

Click on the image & view the price

GARDEN LANTERNS, IP55

5 YEARS TOTAL WARRANTY
+ 3 standard
+ 2 extended

IP55

~230V

RoHS COMPLIANT

CE

Scan QR code for 3D models, IES files & price.

Lamps Not Included



96120WU/BL



Type: Wall lantern
Body colour: Black
Material: Resin+ PMMA
Max.: 40W

UV resistant

Lamps Not Included



96120P/BL



Type: Hanging lantern
Body colour: Black
Material: Resin+ PMMA
Max.: 40W

UV resistant

Lamps Not Included



96120MF/BL



Type: Lantern floor post
Body colour: Black
Material: Resin+ PMMA
Max.: 40W

UV resistant



96120GB2L/BL



96120F/BL

OUTDOOR | ANNA

5 YEARS TOTAL WARRANTY
+ 3 standard
+ 2 extended

IP55

~230V

LED BULB
PEAR A60

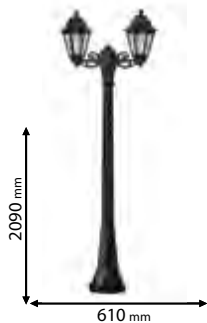
Ra≥80

EMC

LED PARK LIGHTS, IP55

LED warm WHITE 3000K neutral WHITE 4000K cold WHITE 6500K SETTABLE **E**

96120GB2L/BL

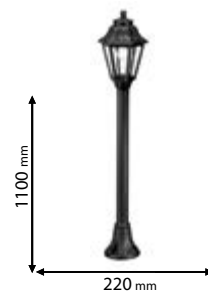


Type: Lantern floor post
Lamp holder: E27
Power: 2x8.5W
Lumens: 1938lm
Efficiency: 147lm/W
Body colour: Black
Material: Resin+ PMMA

UV resistant

LED warm WHITE 3000K neutral WHITE 4000K cold WHITE 6500K SETTABLE **E**

96120F/BL



Type: Lantern floor post
Lamp holder: E27
Power: 8.5W
Lumens: 969lm
Efficiency: 147lm/W
Body colour: Black
Material: Resin+ PMMA

UV resistant

Click on the image & view the price

Scan QR code for 3D models, IES files & price.

Recommended bulb



E27

page 728



96DARIO250W/BL



96DARIO250W/GR

Click on the image & view the price

GARDEN LIGHTS, IP55

5 YEARS TOTAL WARRANTY
+ 3 standard
+ 2 extended

Lamps Not Included



96DARIO250W/BL



Type: Garden Wall Lamp
Body colour: Black + Clear
Diffuser
Material: Resin+ PMMA
Max.: 40W




Lamps Not Included



96DARIO250W/GR



Type: Garden Wall Lamp
Body colour: Grey + Clear
Diffuser
Material: Resin+ PMMA
Max.: 40W



Scan QR code for 3D models, IES files & price.

IP55

~230V

RoHS COMPLIANT

CE

Recommended bulb



E27

page 728

ELMARK
The Brand of Electricity



96DARIO250P/BL



96DARIO250P/GR

Click on the image
& view the price

GARDEN LIGHTS, IP55

Lamps
Not Included



96DARIO250P/BL



Type: Hanging lamp
Body colour: Black + Clear
Diffuser
Material: Resin+ PMMA
Max.: 40W



Lamps
Not Included



96DARIO250P/GR



Type: Hanging lamp
Body colour: Grey + Clear
Diffuser
Material: Resin+ PMMA
Max.: 40W



5 YEARS TOTAL WARRANTY
+ 3 standard
+ 2 extended

IP55

~230V

RoHS COMPLIANT

CE

Scan QR code for 3D models,
IES files & price.

Download

from www.elmarkholding.eu or for mobile from

or

Recommended bulb



E27

page 728



96DARIO250MF/BL



96DARIO250MF/GR

Click on the image & view the price

GARDEN LIGHTS, IP55

5 YEARS TOTAL WARRANTY
+ 3 standard
+ 2 extended

IP55

~230V

RoHS COMPLIANT

CE

Scan QR code for 3D models, IES files & price.

Lamps Not Included



96DARIO250MF/BL



Type: Floor lamp
Body colour: Black + Clear
Diffuser
Material: Resin+ PMMA
Max.: 40W



Lamps Not Included



96DARIO250MF/GR



Type: Floor lamp
Body colour: Grey + Clear
Diffuser
Material: Resin+ PMMA
Max.: 40W





96DARIO250M/BL

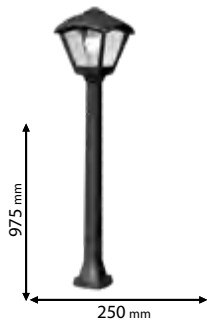



96DARIO250M/GR

GARDEN LIGHTS, IP55

LED warm WHITE 3000K neutral WHITE 4000K cold WHITE 6500K **E**
SETTABLE

96DARIO250M/BL

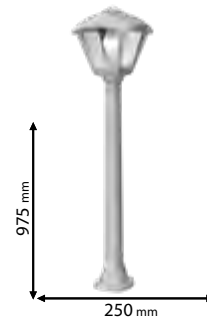


Type: Floor lamp
Lamp holder: E27
Power: 8.5W
Lumens: 969lm
Efficiency: 147lm/W
Body colour: Black + Clear
Diffuser
Material: Resin+ PMMA



LED warm WHITE 3000K neutral WHITE 4000K cold WHITE 6500K **E**
SETTABLE

96DARIO250M/GR



Type: Floor lamp
Lamp holder: E27
Power: 8.5W
Lumens: 969lm
Efficiency: 147lm/W
Body colour: Grey + Clear
Diffuser
Material: Resin+ PMMA



5 YEAR TOTAL WARRANTY
3 standard+2 extended

IP40

IP55

~230V

LED BULB
PEAR A60

Ra≥80

EMC

RoHS
COMPLIANT

CE

Scan QR code for 3D models,
IES files & price.

Recommended bulb



E27

page 742



96G250WL/BL



96G250P/BL



96G250MF/BL

Click on the image & view the price

GARDEN LIGHTS, IP55

2 YEARS TOTAL WARRANTY
+ 2 standard
0 extended

Lamps Not Included



96G250WL/BL



Type: Wall lamp
Body colour: Black
Material: Resin+ PMMA
Max.: 40W

UV resistant

Lamps Not Included



96G250P/BL



Type: Hanging lamp
Body colour: Black
Material: Resin+ PMMA
Max.: 40W

UV resistant

Lamps Not Included



96G250MF/BL



Type: Floor lamp
Body colour: Black
Material: Resin+ PMMA
Max.: 40W

UV resistant

Scan QR code for 3D models, IES files & price.

IP55

~230V

RoHS COMPLIANT

CE



96G250GB2L/BL



96G250M/BL

LED PARK LIGHTS, IP55

LED warm WHITE 3000K neutral WHITE 4000K cold WHITE 6500K **E** SETTABLE

96G250GB2L/BL

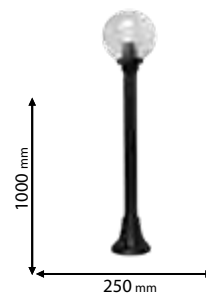


Type: Floor lamp
Lamp holder: E27
Power: 2x8.5W
Lumens: 1938lm
Efficiency: 147lm/W
Body colour: Black
Material: Resin+ PMMA

UV resistant

LED warm WHITE 3000K neutral WHITE 4000K cold WHITE 6500K **E** SETTABLE

96G250M/BL



Type: Floor lamp
Lamp holder: E27
Power: 8.5W
Lumens: 969lm
Efficiency: 147lm/W
Body colour: Black
Material: Resin+ PMMA

UV resistant

Click on the image & view the price

5 YEARS TOTAL WARRANTY
+ 3 standard
+ 2 extended

IP55

~230V

LED BULB
PEAR A60

Ra≥80

EMC

Scan QR code for 3D models, IES files & price.

Recommended bulb



E27

page 728



96NARDO250W/BL



96DISMA250MF/BL

Click on the image & view the price

GARDEN LIGHTS, IP55

5 YEARS TOTAL WARRANTY
+ 3 standard
2 extended

IP55

~230V

RoHS COMPLIANT

CE

Scan QR code for 3D models, IES files & price.

Lamps Not Included



96NARDO250W/BL



Type: Garden Wall Lamp
Body colour: Black + Opal
Diffuser
Material: Resin+ PMMA
Max.: 40W



Lamps Not Included



96DISMA250MF/BL



Type: Garden Floor Lamp
Body colour: Black + Opal
Diffuser
Material: Resin+ PMMA
Max.: 40W





96GIAFFA250M/BL

OUTDOOR | GIAFFA

5 YEARS TOTAL WARRANTY
+ 3 standard
+ 2 extended

IP55

~230V

LED BULB
PEAR A60

Ra≥80

EMC

RoHS
COMPLIANT

CE

GARDEN LIGHTS, IP55

Click on the image
& view the price


LED

warm WHITE	neutral WHITE	cold WHITE
3000K	4000K	6500K

SETTABLE

E

96GIAFFA250M/BL




Type: Floor lamp
Lamp holder: E27
Power: 8.5W
Lumens: 969lm
Efficiency: 147lm/W
Body colour: Black + Opal
Diffuser
Material: Resin+ PMMA



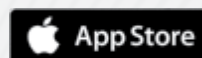
Scan QR code for 3D models,
IES files & price.

Download **ELMARK BUSINESS APP**

from www.elmarkholding.eu or for mobile from



or



Recommended bulb



E27

page 742



95LUCIA/BL



96GABRI/BL

5 YEARS TOTAL WARRANTY
+ 3 standard
2 extended

IP66

~230V

RoHS
COMPLIANT

CE

GARDEN LIGHTS, IP66


Click on the image & view the price

Lamps Not Included



1xE27

95LUCIA/BL



Type: Wall lamp
Body colour: Black
Material: Resin
Max.: 40W


UV resistant

Lamps Not Included



1xE27

96GABRI/BL



Type: Path light
Body colour: Black
Material: Resin
Max.: 40W

UV resistant

Scan QR code for 3D models, IES files & price.



96GINO5040/BL1



96BEPPE40/BL



96VIVI5040/BL1

Click on the image
& view the price

LED PARK LIGHTS, IP65



96GINO5040/BL1



Type: Park Light GINO400
Power: 50W
Lumens: 6550lm
Efficiency: 131lm/W
Body Colour: Black
Material: Resin + Clear PMMA
Diffuser

UV resistant



96BEPPE40/BL




Type: Park Light BEPPE400
Power: 50W
Lumens: 6550lm
Efficiency: 131lm/W
Body Colour: Black
Material: Resin + Clear + PMMA
Diffuser

UV resistant



96VIVI5040/BL1



Type: Park Light VIVI400
Power: 50W
Lumens: 6550lm
Efficiency: 131lm/W
Body Colour: Black
Material: Resin + Clear + PMMA
Diffuser

UV resistant



5 YEARS TOTAL WARRANTY
+ 3 standard
2 extended

IP65

~230V

SMD
2835

Ra≥80

EMC

Scan QR code for 3D models,
IES files & price.



96BASEGB/BL



96WPILARGB/BL



96WPILARV1L/BL



96WPILARV2L/BL

ACCESSORIES FOR LED PARK LIGHTS GINO, VIVI AND BEPPE

Click on the image & view the price

5 YEARS TOTAL WARRANTY
+ 3 standard
2 extended

RoHS COMPLIANT
CE

Scan QR code for 3D models, IES files & price.



96BASEGB/BL



Type: Base for ground mounting- BEPPE400; VIVI400; GINO400
Body Colour: Black
Material: Resin

UV resistant



96WPILARGB/BL



Type: Pillar bracket for wall mounting- VIVI400; GINO400
Body Colour: Black
Material: Resin

UV resistant

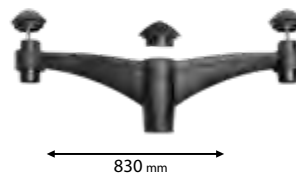


96WPILARV1L/BL



Type: Pillar 1L bracket for pole mounting- VIVI400
Body Colour: Black
Material: Resin

UV resistant



96WPILARV2L/BL



Type: Pillar 2L bracket for pole mounting- VIVI400
Body Colour: Black
Material: Resin

UV resistant



96BEPPE40/BL2



96EKTOR3000D/BL



96EKTOR3500D/BL

Click on the image & view the price

POLES FOR PARK LIGHTS GINO, VIVI AND BEPPE

Lamp
Not Included

96BEPPE40/BL2



Type: Pole without door for BEPPE400; VIVI400; GINO400
Body Colour: Black
Material: Resin
**VIVI 400 can be mounted to the pole only 1L or 2L bracket*



UV resistant

Lamp
Not Included

96EKTOR3000D/BL



Type: Pole without door for BEPPE400; VIVI400; GINO400
Body Colour: Black
Material: Resin
**VIVI 400 can be mounted to the pole only 1L or 2L bracket*




UV resistant

Lamp
Not Included

96EKTOR3500D/BL



Type: Pole without door for BEPPE400; VIVI400; GINO400
Body Colour: Black
Material: Resin
**VIVI 400 can be mounted to the pole only 1L or 2L bracket*



UV resistant

5 YEARS TOTAL WARRANTY
+ 3 standard
+ 2 extended

RoHS COMPLIANT
CE

Scan QR code for 3D models, IES files & price.



96LEDW206
96LEDW206WW



96LEDP20678
96LEDP20678WW

Click on the image
& view the price

GARDEN LAMP, IP54

5 YEARS TOTAL WARRANTY
+ 3 standard
2 extended

IP54

~230V

SMD
2835

>20000

Ra≥80

EMC



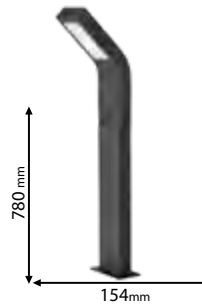
96LEDW206



Type: LED wall light
Power: 10W
Lumens: 800lm
Efficiency: 80lm/W
Body colour: Graphite black
Material: Aluminum + PC



96LEDP20678



Type: LED path light
Power: 10W
Lumens: 800lm
Efficiency: 80lm/W
Body colour: Graphite black
Material: Aluminum + PC



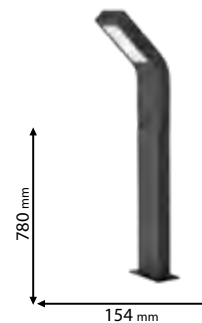
96LEDW206WW



Type: LED wall light
Power: 10W
Lumens: 800lm
Efficiency: 80lm/W
Body colour: Graphite black
Material: Aluminum + PC



96LEDP20678WW



Type: LED path light
Power: 10W
Lumens: 800lm
Efficiency: 80lm/W
Body colour: Graphite black
Material: Aluminum + PC

Scan QR code for 3D models,
IES files & price.



96LEDW302

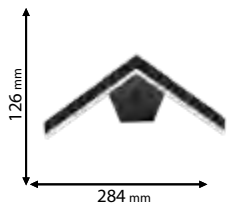



96LEDP30278

GARDEN LAMP, IP54



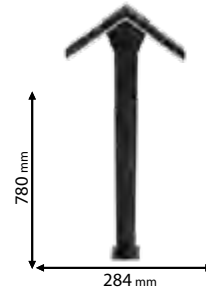
96LEDW302



Type: LED wall light
Power: 10W
Lumens: 800lm
Efficiency: 80lm/W
Body colour: Graphite black
Material: Aluminum + PC



96LEDP30278



Type: LED path light
Power: 10W
Lumens: 800lm
Efficiency: 80lm/W
Body colour: Graphite black
Material: Aluminum + PC

Click on the image & view the price

OUTDOOR | GRF302

5 YEARS TOTAL WARRANTY
+ 3 standard
2 extended

- IP54
- ~230V
- SMD 2835
- >20000
- Ra≥80
- EMC

Scan QR code for 3D models, IES files & price.



96LEDW307/BL



95SAURO800/BL

Click on the image & view the price


GARDEN LAMP, IP55

LED neutral WHITE 4000K **F**

96LEDW307/BL



3 YEARS TOTAL WARRANTY
+ 2 standard
+ 1 extended



Type: LED path light
Power: 6W
Lumens: 600lm
Efficiency: 100lm/W
Body colour: Black
Material: UV resistant PP + PC

IP54



LED warm WHITE 3000K neutral WHITE 4000K cold WHITE 6500K **E**
SETTABLE

95SAURO800/BL



5 YEARS TOTAL WARRANTY
+ 3 standard
+ 2 extended



Type: LED path light
Power: 10W
Lumens: 1200lm
Efficiency: 120lm/W
Body colour: Black
Material: UV resistant PP + PC

UV resistant

IP55



Scan QR code for 3D models, IES files & price.

- ~230V
- SMD 2835
- >20000
- Ra≥80
- EMC



95CARLO800D/BL



95CARLO400D/BL



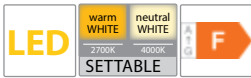
95CARLOWLDFS/BL



95CARLOWLD/BL

Click on the image
& view the price

GARDEN LAMP, IP55

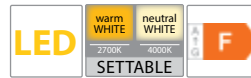


95CARLO800D/BL



Type: LED path light
Lamp holder: GU10
Power: 6W
Lumens: 600lm
Efficiency: 100lm/W
Body colour: Black
Material: Resin+ PMMA

UV resistant

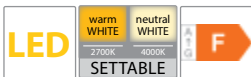


95CARLO400D/BL



Type: LED path light
Lamp holder: GU10
Power: 6W
Lumens: 600lm
Efficiency: 100lm/W
Body colour: Black
Material: Resin+ PMMA

UV resistant

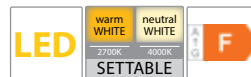


95CARLOWLD/BL



Type: LED wall light
Lamp holder: GU10
Power: 6W
Lumens: 600lm
Efficiency: 100lm/W
Body colour: Black
Material: Resin+ PMMA

UV resistant

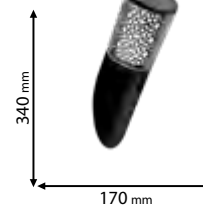


95CARLOWLDFS/BL



Type: LED wall light
Lamp holder: GU10
Power: 6W
Lumens: 600lm
Efficiency: 100lm/W
Body colour: Black
Material: Resin+ PMMA

UV resistant



OUTDOOR | CARLO DECO

5 YEARS TOTAL WARRANTY
+ 3 standard
2 extended

IP55

~230V

SMD
2835

>20000

Ra≥80

EMC

Scan QR code for 3D models,
IES files & price.



95CARLO800/BL



95CARLO400/BL



95CARLOWLFS/BL



95CARLOWL/BL

Click on the image & view the price

GARDEN LAMP, IP55

5 YEARS TOTAL WARRANTY
+ 3 standard
2 extended

IP55

~230V


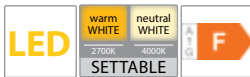
SMD

2835

>20000

Ra≥80

EMC

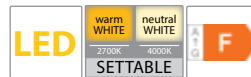


95CARLO800/BL



Type: LED path light
Lamp holder: GU10
Power: 6W
Lumens: 600lm
Efficiency: 100lm/W
Body colour: Black
Material: Resin+ PMMA

UV resistant


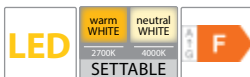


95CARLO400/BL



Type: LED path light
Lamp holder: GU10
Power: 6W
Lumens: 600lm
Efficiency: 100lm/W
Body colour: Black
Material: Resin+ PMMA

UV resistant


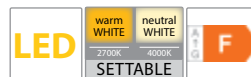


95CARLOWL/BL



Type: LED wall light
Lamp holder: GU10
Power: 6W
Lumens: 600lm
Efficiency: 100lm/W
Body colour: Black
Material: Resin+ PMMA

UV resistant



95CARLOWLFS/BL



Type: LED wall light
Lamp holder: GU10
Power: 6W
Lumens: 600lm
Efficiency: 100lm/W
Body colour: Black
Material: Resin+ PMMA

UV resistant

Scan QR code for 3D models, IES files & price.



95CARLO800/GR



95CARLO400/GR



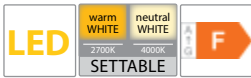
95CARLOWLFS/GR



95CARLOWL/GR

Click on the image & view the price

GARDEN LAMP, IP55




95CARLO800/GR



Type: LED path light
Lamp holder: GU10
Power: 6W
Lumens: 600lm
Efficiency: 100lm/W
Body colour: Grey
Material: Resin+ PMMA

UV resistant

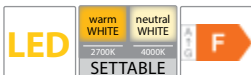


95CARLO400/GR



Type: LED path light
Lamp holder: GU10
Power: 6W
Lumens: 600lm
Efficiency: 100lm/W
Body colour: Grey
Material: Resin+ PMMA

UV resistant

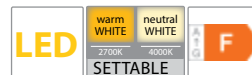


95CARLOWL/GR



Type: LED wall light
Lamp holder: GU10
Power: 6W
Lumens: 600lm
Efficiency: 100lm/W
Body colour: Black
Material: Resin+ PMMA

UV resistant

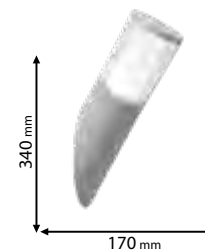


95CARLOWLFS/GR



Type: LED wall light
Lamp holder: GU10
Power: 6W
Lumens: 600lm
Efficiency: 100lm/W
Body colour: Black
Material: Resin+ PMMA

UV resistant



5 YEARS TOTAL WARRANTY
+ 3 standard
2 extended

IP55

~230V

SMD
2835

>20000

Ra≥80

EMC

Scan QR code for 3D models,
IES files & price.



95ESTER800/BL



95ESTER500/BL



95ESTERWL/BL

Click on the image & view the price

GARDEN LAMP, IP55

5 YEARS TOTAL WARRANTY
+ 3 standard
2 extended

IP55

~230V

SMD

2835


>20000

Ra≥80

EMC

LED	warm WHITE	neutral WHITE	cold WHITE	A T G E
	3000K	4000K	6500K	
SETTABLE				

95ESTER800/BL



Type: LED path light
Lamp holder: GX53
Power: 10W
Lumens: 1200lm
Efficiency: 120lm/W
Body colour: Black
Material: Resin+ PMMA

UV resistant

LED	warm WHITE	neutral WHITE	cold WHITE	A T G E
	3000K	4000K	6500K	
SETTABLE				

95ESTER500/BL




Type: LED path light
Lamp holder: GX53
Power: 10W
Lumens: 1200lm
Efficiency: 120lm/W
Body colour: Black
Material: Resin+ PMMA

UV resistant



LED	warm WHITE	neutral WHITE	cold WHITE	A T G E
	3000K	4000K	6500K	
SETTABLE				

95ESTERWL/BL



Type: LED wall light
Lamp holder: GX53
Power: 10W
Lumens: 1200lm
Efficiency: 120lm/W
Body colour: Black
Material: Resin+ PMMA

UV resistant

Scan QR code for 3D models, IES files & price.



95ESTER800/GR



95ESTER500/GR



95ESTERWL/GR

Click on the image & view the price

GARDEN LAMP, IP55


LED warm WHITE 3000K neutral WHITE 4000K cold WHITE 6500K SETTABLE **E**

95ESTER800/GR



Type: LED path light
Lamp holder: GX53
Power: 10W
Lumens: 1200lm
Efficiency: 120lm/W
Body colour: Grey
Material: Resin+ PMMA

UV resistant



LED warm WHITE 3000K neutral WHITE 4000K cold WHITE 6500K SETTABLE **E**

95ESTER500/GR



Type: LED path light
Lamp holder: GX53
Power: 10W
Lumens: 1200lm
Efficiency: 120lm/W
Body colour: Grey
Material: Resin+ PMMA

UV resistant



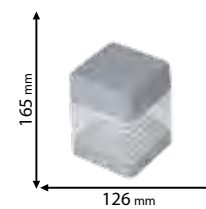
LED warm WHITE 3000K neutral WHITE 4000K cold WHITE 6500K SETTABLE **E**

95ESTERWL/GR



Type: LED wall light
Lamp holder: GX53
Power: 10W
Lumens: 1200lm
Efficiency: 120lm/W
Body colour: Grey
Material: Resin+ PMMA

UV resistant



5 YEARS TOTAL WARRANTY
+ 3 standard
2 extended

IP55

~230V

SMD
2835

>20000

Ra≥80

EMC

Scan QR code for 3D models,
IES files & price.

Recommended bulb



E27

page 743



95SAURO800L/BL



95SAURO1100L/BL



955MIRELLAWL/BL



95SAURO500L/BL

Click on the image & view the price

GARDEN LAMP, IP55

5 YEARS TOTAL WARRANTY
+ 3 standard
2 extended

IP55

~230V

RoHS COMPLIANT

CE

Scan QR code for 3D models, IES files & price.

Lamps Not Included



95SAURO1100L/BL



Type: Path light
Body colour: Black
Material: Resin+ PMMA
Max.: 40W

UV resistant

Lamps Not Included



95SAURO800L/BL



Type: Path light
Body colour: Black
Material: Resin+ PMMA
Max.: 40W

UV resistant

Lamps Not Included



95SAURO500L/BL



Type: Path light
Body colour: Black
Material: Resin+ PMMA
Max.: 40W

UV resistant

Lamps Not Included



955MIRELLAWL/BL



Type: Wall light
Body colour: Black
Material: Resin+ PMMA
Max.: 40W

UV resistant

Recommended bulb



E27

page 743

ELMARK

The Brand of Electricity



95SAURO800L/GR



95SAURO1100L/GR



95MIRELLAWL/GR



95SAURO500L/GR


Click on the image & view the price

GARDEN LAMP, IP55

Lamps Not Included



95SAURO1100L/GR




Type: Path light
Body colour: Grey
Material: Resin+ PMMA
Max.: 40W

UV resistant

Lamps Not Included



95SAURO800L/GR




Type: Path light
Body colour: Grey
Material: Resin+ PMMA
Max.: 40W

UV resistant

Lamps Not Included



95SAURO500L/GR



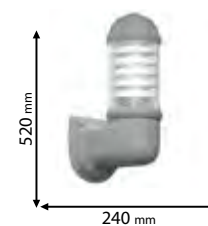
Type: Path light
Body colour: Grey
Material: Resin+ PMMA
Max.: 40W

UV resistant

Lamps Not Included



95MIRELLAWL/GR



Type: Wall light
Body colour: Grey
Material: Resin+ PMMA
Max.: 40W

UV resistant

5 YEARS TOTAL WARRANTY
+ 3 standard
2 extended

IP55

~230V

RoHS COMPLIANT

CE

Scan QR code for 3D models, IES files & price.

Download ELMARK BUSINESS APP

from www.elmarkholding.eu or for mobile from

Google Play

or App Store

Recommended bulb



E27

page 742



96300016



96300017



96400023



96400024

Click on the image & view the price


GARDEN PILLAR LAMP, IP65

2 YEARS TOTAL WARRANTY
+ 2 standard
0 extended

Lamps Not Included



- 96300016
- 96400023



Type: Pillar light
Body colour: Opal/ Transparent
Material: PMMA
Max.: 20W
Mounting: Metal pole ø60

Lamps Not Included




- 96300017
- 96400024




Type: Pillar light
Body colour: Opal/ Transparent
Material: PMMA
Max.: 20W
Mounting: Metal pole ø60

93SP60BL



Type: Metal pole
Colour: Black
Diameter 60mm
Base: ø145 mm

93SP80BL



Type: Metal pole
Colour: Black
Diameter 60mm
Base: ø145 mm

Scan QR code for 3D models, IES files & price.

Recommended bulb



E27

page 742

ELMARK
The Brand of Electricity



96300018



96300019



96400025



96400027


Click on the image
& view the price

GARDEN PILLAR LAMP, IP65

Lamps
Not Included



- 96300018
- 96400025





Type: Pillar light
Body colour: Opal/ Transparent
Material: PMMA
Max.: 40W
Mounting: Metal pole ø60

Lamps
Not Included



- 96300019
- 96400027



Type: Pillar light
Body colour: Opal/ Transparent
Material: PMMA
Max.: 40W
Mounting: Metal pole ø60

2 YEARS TOTAL WARRANTY
+ 2 standard
0 extended


IP65

~230V

RoHS COMPLIANT


CE

93SP100BL



Type: Metal pole
Colour: Black
Diameter 60mm
Base: ø145 mm

93SP120BL



Type: Metal pole
Colour: Black
Diameter 60mm
Base: ø145 mm

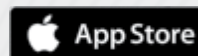
Scan QR code for 3D models,
IES files & price.

Download ELMARK BUSINESS APP

from www.elmarkholding.eu or for mobile from



or





961527



BELT LIGHT, IP44

2 YEARS TOTAL WARRANTY
+ 2 standard
0 extended

Lamps Not Included  15xE27

961527



Type: Belt light
Cable length: 5 m
Cable specification: H05RN-F
2x1.0mm²
Connectors type: 3 pcs male/
female
Length 5m / 15 lamps holders



Recommended bulbs

E27 [page 756](#)



Scan QR code for 3D models, IES files & price.

WALL & CEILING LAMPS





99DS204



99DS203



99DS202

Click on the image & view the price

WALL LAMPS WITH SENSOR, IP54

3 YEARS TOTAL WARRANTY
+ 3 standard
0 extended

IP54

~230V

SMD 2835

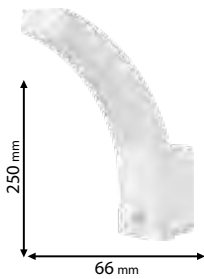
>15000

Ra≥80

EMC




99DS204



Type: Wall lamp with sensor
Power: 15W
Lumens: 1200lm
Body colour: White
Material: PC + Aluminum
Sensor
Detection range: 140°
Detection distance: max. 9m
Ambient light: <3-2000LUX
Time-Delay: 10sec ± 3sec to 5min ± 1min (adjustable)




99DS203



Type: Wall lamp with sensor
Power: 15W
Lumens: 1100lm
Body colour: White
Material: Polycarbonate
Sensor
Detection range: 140°
Detection distance: max. 9m
Ambient light: <3-2000LUX
Time-Delay: 10sec ± 3sec to 5min ± 1min (adjustable)



99DS202



Type: Wall lamp with sensor
Power: 15W
Lumens: 1100lm
Body colour: White
Material: Polycarbonate
Sensor
Detection range: 140°
Detection distance: max. 9m
Ambient light: <3-2000LUX
Time-Delay: 10sec ± 3sec to 5min ± 1min (adjustable)

Scan QR code for 3D models, IES files & price.



99DS206



99DS205

Click on the image & view the price

WALL LAMPS WITH SENSOR, IP65



99DS206



Type: Wall lamp with sensor
Power: 20W
Lumens: 1800lm
Body colour: White
Material: PC + Aluminum
Sensor
Detection range: 140°
Detection distance: max. 9m
Ambient light: <3-2000LUX
Time-Delay: 10sec ± 3sec to 5min ± 1min (adjustable)



99DS205



Type: Wall lamp with sensor
Power: 20W
Lumens: 2300lm
Body colour: White
Material: PC + Aluminum
Sensor
Detection range: 140°
Detection distance: max. 9m
Ambient light: <3-2000LUX
Time-Delay: 10sec ± 3sec to 15min ± 2min

3 YEARS TOTAL WARRANTY
+ 3 standard
0 extended

IP65

~230V

SMD 2835

>15000

Ra≥80

EMC

Scan QR code for 3D models, IES files & price.



Additional decorative grid

Click on the image & view the price

RECESSED LAMPS, IP65

3 YEARS TOTAL WARRANTY
+ 2 standard
1 extended

IP65

~230V

SMD
2835


>15000

Ra≥80

EMC

LED **cold WHITE** 6000-6500K **30°** **G**


96GRFLED0031



Type: LED recessed light
Power: 1.5W
Lumens: 55/32lm
Body colour: Grey
Material: Stainless steel + Aluminum
Operating temperature: -20°C/+65°C
+ Additional decorative grid

LED **cold WHITE** 6000-6500K **30°** **G**

96GRFLED0041



Type: LED recessed light
Power: 3.5W
Lumens: 187/165lm
Body colour: Grey
Material: Stainless steel + Aluminum
Operating temperature: -20°C/+65°C
+ Additional decorative grid

Scan QR code for 3D models, IES files & price.



96NINA150/BL



96NINA190/BL



96NINA150/GR




96NINA190/GR

Click on the image
& view the price

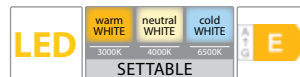
RECESSED LAMPS, IP55




96NINA150/BL



Type: LED recessed light
Lamp holder: R7s
Power: 3.2W
Lumens: 400lm
Efficiency: 125lm/W
Body colour: Black
Material: Resin




96NINA190/BL



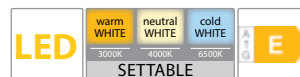
Type: LED recessed light
Lamp holder: R7s
Power: 7.5W
Lumens: 850lm
Efficiency: 113lm/W
Body colour: Black
Material: Resin




96NINA150/GR



Type: LED recessed light
Lamp holder: R7s
Power: 3.2W
Lumens: 400lm
Efficiency: 125lm/W
Body colour: Grey
Material: Resin



96NINA190/GR



Type: LED recessed light
Lamp holder: R7s
Power: 7.5W
Lumens: 850lm
Efficiency: 113lm/W
Body colour: Grey
Material: Resin

OUTDOOR | NINA

5 YEARS TOTAL WARRANTY
+ 3 standard
2 extended

IP55
~230V
SMD 2835
>15000
Ra≥80
EMC

Scan QR code for 3D models,
IES files & price.



96GRFLED52/DGR



96GRFLED52/GR




96GRFLED52/WH

Click on the image & view the price

WALL LAMPS, IP65




96GRFLED52/DGR



Type: LED wall light
Power: 1.5W
Lumens: 60lm
Body colour: Dark grey
Material: ABS + PVC
Operating temperature:
-20°C+65°C




96GRFLED52/GR



Type: LED wall light
Power: 1.5W
Lumens: 60lm
Body colour: Grey
Material: ABS + PVC
Operating temperature:
-20°C+65°C



96GRFLED52/WH



Type: LED wall light
Power: 1.5W
Lumens: 60lm
Body colour: White
Material: ABS + PVC
Operating temperature:
-20°C+65°C

3 YEARS TOTAL WARRANTY
+ 2 standard
1 extended

IP65

~230V



SMD 2835



>15000

Ra≥80

EMC

Scan QR code for 3D models, IES files & price.



96GRFLED02/DGR



96GRFLED02/GR




96GRFLED02/WH

Click on the image
& view the price

WALL LAMPS, IP65




96GRFLED02/DGR



Type: LED wall light
Power: 1.8W
Lumens: 90lm
Body colour: Dark grey
Material: ABS + PVC
Operating temperature:
-20°C÷+65°C




96GRFLED02/GR



Type: LED wall light
Power: 1.8W
Lumens: 90lm
Body colour: Grey
Material: ABS + PVC
Operating temperature:
-20°C÷+65°C



96GRFLED02/WH



Type: LED wall light
Power: 1.8W
Lumens: 90lm
Body colour: White
Material: ABS + PVC
Operating temperature:
-20°C÷+65°C

OUTDOOR | GRF LED

3 YEARS TOTAL WARRANTY
+ 2 standard
1 extended

IP65

~230V

SMD
2835

>15000

Ra≥80

EMC

Scan QR code for 3D models,
IES files & price.



96GRFLED01/1BL



96GRFLED309/4BL



96GRFLED308/4BL

Click on the image & view the price

WALL LAMPS, IP65

3 YEARS TOTAL WARRANTY
+ 2 standard
1 extended

IP65

~230V



SMD 2835




>15000

Ra≥80



96GRFLED01/1BL




Type: LED wall light
Power: 1W
Lumens: 30lm
Body colour: Black
Material: UV resistant ABS+ PC

UV resistant



96GRFLED309/4BL




Type: LED wall light
Power: 4W
Lumens: 280lm
Efficiency: 70lm/W
Body colour: Black
Material: UV resistant ABS+ PC

UV resistant



96GRFLED308/4BL



Type: LED wall light
Power: 4W
Lumens: 300lm
Efficiency: 75lm/W
Body colour: Black
Material: UV resistant ABS+ PC

UV resistant

Scan QR code for 3D models, IES files & price.



96GRFLED01/1GR



96GRFLED309/4GR




96GRFLED308/4GR

Click on the image
& view the price

WALL LAMPS, IP65



96GRFLED01/1GR




Type: LED wall light
Power: 1W
Lumens: 30lm
Body colour: Grey
Material: UV resistant ABS+ PC

UV resistant



96GRFLED309/4GR




Type: LED wall light
Power: 4W
Lumens: 280lm
Efficiency: 70lm/W
Body colour: Grey
Material: UV resistant ABS+ PC

UV resistant



96GRFLED308/4GR



Type: LED wall light
Power: 4W
Lumens: 300lm
Efficiency: 75lm/W
Body colour: Grey
Material: UV resistant ABS+ PC

UV resistant

OUTDOOR | GRF LED

3 YEARS TOTAL WARRANTY
+ 2 standard
1 extended

- IP65**
- ~230V
- SMD 2835
- >15000
- Ra≥80
- EMC**

Scan QR code for 3D models,
IES files & price.



96LETI100/BL



96LETI100GR/BL



96LETI100EL/BL

Click on the image & view the price

RECESSED WALL LAMPS, IP66

5 YEARS TOTAL WARRANTY
+ 3 standard
2 extended

IP66

~230V

SMD
2835

>15000

Ra≥80

EMC

LED warm WHITE 3000K neutral WHITE 4000K cold WHITE 6500K **SETTABLE** **A** **A** **A** **E**

96LETI100/BL




Type: LED wall lamp
Lamp holder: GX53
Power: 3W
Lumens: 350lm
Efficiency: 117lm/W
Body colour: Black
Cut size: 96 mm
Material: Resin + Opal glass

UV resistant

LED warm WHITE 3000K neutral WHITE 4000K cold WHITE 6500K **SETTABLE** **A** **A** **A** **E**

96LETI100GR/BL



Type: LED wall lamp
Lamp holder: GX53
Power: 3W
Lumens: 350lm
Efficiency: 117lm/W
Body colour: Black
Cut size: 96 mm
Material: Resin + Opal glass

UV resistant


LED warm WHITE 3000K neutral WHITE 4000K cold WHITE 6500K **SETTABLE** **A** **A** **A** **E**

96LETI100EL/BL



Type: LED wall lamp
Lamp holder: GX53
Power: 3W
Lumens: 350lm
Efficiency: 117lm/W
Body colour: Black
Cut size: 96 mm
Material: Resin + Opal glass

UV resistant



Scan QR code for 3D models, IES files & price.



96LETI100/GR



96LETI100GR/GR




96LETI100EL/GR

Click on the image
& view the price

RECESSED WALL LAMPS, IP66

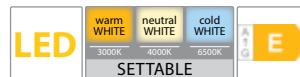


96LETI100/GR




Type: LED wall lamp
Lamp holder: GX53
Power: 3W
Lumens: 350lm
Efficiency: 117lm/W
Body colour: Grey
Cut size: 96 mm
Material: Resin + Opal glass

UV resistant



96LETI100GR/GR



Type: LED wall lamp
Lamp holder: GX53
Power: 3W
Lumens: 350lm
Efficiency: 117lm/W
Body colour: Grey
Cut size: 96 mm
Material: Resin + Opal glass

UV resistant



96LETI100EL/GR



Type: LED wall lamp
Lamp holder: GX53
Power: 3W
Lumens: 350lm
Efficiency: 117lm/W
Body colour: Grey
Cut size: 96 mm
Material: Resin + Opal glass

UV resistant



OUTDOOR | LETI

5 YEARS TOTAL WARRANTY
+ 3 standard
2 extended

- IP66
- ~230V
- SMD 2835
- >15000
- Ra≥80
- EMC

Scan QR code for 3D models, IES files & price.



96LETI100REL/GR



96ELETI100RGR/GR


Click on the image
& view the price

OUTDOOR | EXTRA LETI

WALL LAMPS, IP66

LED warm WHITE 3000K neutral WHITE 4000K cold WHITE 6500K
SETTABLE **E**

96LETI100REL/GR



Type: LED wall lamp
Lamp holder: GX53
Power: 3W
Lumens: 350lm
Efficiency: 117lm/W
Body colour: Grey
Material: Resin + Opal glass

UV resistant



LED warm WHITE 3000K neutral WHITE 4000K cold WHITE 6500K
SETTABLE **E**

96ELETI100RGR/GR



Type: LED wall lamp
Lamp holder: GX53
Power: 3W
Lumens: 350lm
Efficiency: 117lm/W
Body colour: Grey
Material: Resin + Opal glass

UV resistant



5 YEARS TOTAL WARRANTY
+ 3 standard
2 extended

IP66

~230V

SMD

2835

>15000

Ra≥80

EMC

Scan QR code for 3D models,
IES files & price.

Recommended bulb



E27

page 751



96LETI300HVP/BL



96LETI300VP/BL

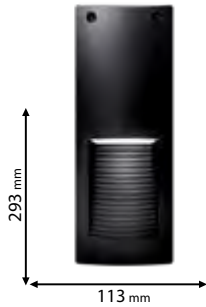
Click on the image & view the price

WALL LAMPS, IP66

5 YEARS TOTAL WARRANTY
+ 3 standard
2 extended

Lamps Not Included  1xE27

96LETI300HVP/BL



Type: Wall lamp
Body colour: Black
Material: Resin + Opal glass
Max.: 40W

UV resistant



Lamps Not Included  1xE27

96LETI300VP/BL



Type: Wall lamp
Body colour: Black
Material: Resin + Opal glass
Max.: 40W

UV resistant



Scan QR code for 3D models, IES files & price.

Recommended bulb



E27

page 751

ELMARK

The Brand of Electricity



96LETI300/BL



96LETI300GL/BL


Click on the image & view the price

WALL LAMPS, IP66

Lamps Not Included



96LETI300/BL



Type: Wall lamp
Body colour: Black
Material: Resin + Opal glass
Max.: 40W

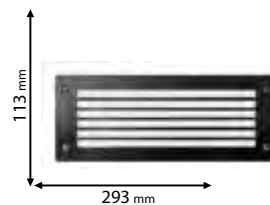
UV resistant



Lamps Not Included



96LETI300GL/BL



Type: Wall lamp
Body colour: Black
Material: Resin + Opal glass
Max.: 40W

UV resistant



5 YEARS TOTAL WARRANTY
+ 3 standard
+ 2 extended

IP66

~230V

RoHS COMPLIANT

CE

Scan QR code for 3D models, IES files & price.

Download ELMARK BUSINESS APP

from www.elmarkholding.eu or for mobile from



or



Recommended bulb



E27

page 751

ELMARK

The Brand of Electricity



96LETI300/GR



96LETI300VP/GR

Click on the image & view the price


WALL LAMPS, IP66

5 YEARS TOTAL WARRANTY
+ 3 standard
+ 2 extended

Lamps Not Included



96LETI300/GR




Type: Wall lamp
Body colour: Grey
Material: Resin + Opal glass
Max.: 40W

UV resistant

Lamps Not Included



96LETI300VP/GR



Type: Wall lamp
Body colour: Grey
Material: Resin + Opal glass
Max.: 40W

UV resistant

IP66

~230V

RoHS COMPLIANT

CE

Scan QR code for 3D models, IES files & price.



96GRFLED300/6BL



96GRFLED301/6BL




96GRFLED302/6BL

Click on the image
& view the price

WALL LAMPS, IP65



96GRFLED300/6BL



Type: LED wall lamp
Power: 6W
Lumens: 330lm
Efficiency: 55lm/W
Body colour: Black
Material: UV resistant ABS + PC
UV resistant



96GRFLED301/6BL



Type: LED wall lamp
Power: 6W
Lumens: 120lm
Efficiency: 20lm/W
Body colour: Black
Material: UV resistant ABS + PC
UV resistant



96GRFLED302/6BL



Type: LED wall lamp
Power: 6W
Lumens: 110lm
Efficiency: 18 lm/W
Body colour: Black
Material: UV resistant ABS + PC
UV resistant

OUTDOOR | GRF LED

3 YEARS TOTAL WARRANTY
+ 2 standard
1 extended

IP65

~230V

SMD 2835

>15000

Ra≥80

EMC

EMC

EMC

EMC

EMC

EMC

EMC

EMC

EMC

EMC

EMC

EMC

EMC

EMC

EMC

EMC

EMC

EMC

EMC

EMC



96GRFLED300/6GR



96GRFLED301/6GR



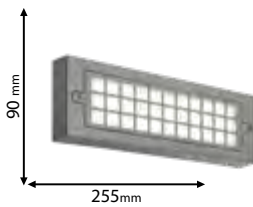
96GRFLED302/6GR

Click on the image & view the price

WALL LAMPS, IP65



96GRFLED300/6GR




Type: LED wall lamp
Power: 6W
Lumens: 330lm
Efficiency: 55lm/W
Body colour: Grey
Material: UV resistant ABS + PC

UV resistant



96GRFLED301/6GR

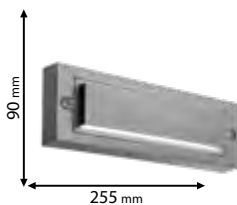


Type: LED wall lamp
Power: 6W
Lumens: 120lm
Efficiency: 20lm/W
Body colour: Grey
Material: UV resistant ABS + PC

UV resistant



96GRFLED302/6GR



Type: LED wall lamp
Power: 6W
Lumens: 110lm
Efficiency: 18lm/W
Body colour: Grey
Material: UV resistant ABS + PC

UV resistant

3 YEARS TOTAL WARRANTY
+ 2 standard
1 extended

IP65

~230V



SMD 2835



>15000

Ra≥80

EMC

Scan QR code for 3D models, IES files & price.



96GRFLED303/6BL



96GRFLED304/6BL



96GRFLED303/6GR




96GRFLED304/6GR

Click on the image
& view the price

WALL LAMPS, IP65



96GRFLED303/6BL




Type: LED wall lamp
Power: 6W
Lumens: 200lm
Efficiency: 33lm/W
Body colour: Black
Material: UV resistant ABS+ PC

UV resistant



96GRFLED304/6BL




Type: LED wall lamp
Power: 6W
Lumens: 100lm
Efficiency: 17lm/W
Body colour: Black
Material: UV resistant ABS+ PC

UV resistant



96GRFLED303/6GR




Type: LED wall lamp
Power: 6W
Lumens: 200lm
Efficiency: 33lm/W
Body colour: Grey
Material: UV resistant ABS+ PC

UV resistant



96GRFLED304/6GR



Type: LED wall lamp
Power: 6W
Lumens: 100lm
Efficiency: 17lm/W
Body colour: Grey
Material: UV resistant ABS+ PC

UV resistant

OUTDOOR | GRF LED

3 YEARS TOTAL WARRANTY
+ 2 standard
1 extended

IP65

~230V



SMD 2835



>15000

Ra≥80



Scan QR code for 3D models,
IES files & price.



96GRFLED310/8BL




96GRFLED311/8BL

Click on the image & view the price

WALL LAMPS, IP65



96GRFLED310/8BL




Type: LED wall lamp
Power: 8W
Lumens: 260lm
Efficiency: 33lm/W
Body colour: Black
Material: UV resistant ABS + PC

UV resistant



96GRFLED311/8BL



Type: LED wall lamp
Power: 8W
Lumens: 260lm
Efficiency: 33lm/W
Body colour: Black
Material: UV resistant ABS + PC

UV resistant



3 YEARS TOTAL WARRANTY
+ 2 standard
1 extended

IP65

~230V

SMD

2835

>15000

Ra≥80

EMC

Scan QR code for 3D models, IES files & price.



96GRFLED310/8GR




96GRFLED311/8GR

Click on the image & view the price

WALL LAMPS, IP65



96GRFLED310/8GR




Type: LED wall lamp
Power: 8W
Lumens: 260lm
Efficiency: 33lm/W
Body colour: Black
Material: UV resistant ABS + PC

UV resistant



96GRFLED311/8GR



Type: LED wall lamp
Power: 8W
Lumens: 260lm
Efficiency: 33lm/W
Body colour: Black
Material: UV resistant ABS + PC

UV resistant



OUTDOOR | GRF LED

3 YEARS TOTAL WARRANTY
+ 2 standard
1 extended

- IP65**
- ~230V
- SMD 2835
- >15000
- Ra≥80
- EMC**

Scan QR code for 3D models, IES files & price.



95LORENZA150/BL



95LORENZA190/BL

Click on the image & view the price

WALL LAMPS, IP55

5 YEARS TOTAL WARRANTY
+ 3 standard
2 extended

IP55

~230V



SMD 2835



>13000

Ra≥80



Scan QR code for 3D models, IES files & price.

LED	warm WHITE	neutral WHITE	cold WHITE	E
	3000K	4000K	6500K	
SETTABLE				

95LORENZA150/BL




Type: LED wall lamp
Lamp holder: R7s
Power: 3.2W
Lumens: 400lm
Efficiency: 125lm/W
Body colour: Black
Material: Resin + Clear glass

UV resistant



LED	warm WHITE	neutral WHITE	cold WHITE	E
	3000K	4000K	6500K	
SETTABLE				

95LORENZA190/BL



Type: LED wall lamp
Lamp holder: R7s
Power: 7.5W
Lumens: 850lm
Efficiency: 118lm/W
Body colour: Black
Material: Resin + Clear glass

UV resistant





95LORENZA150/GR



95LORENZA190/GR


Click on the image & view the price

OUTDOOR | LORENZA

WALL LAMPS, IP55

LED warm WHITE 3000K neutral WHITE 4000K cold WHITE 6500K SETTABLE **E**

95LORENZA150/GR




Type: LED wall lamp
Lamp holder: R7s
Power: 3.2W
Lumens: 400lm
Efficiency: 125lm/W
Body colour: Grey
Material: Resin + Clear glass

UV resistant



LED warm WHITE 3000K neutral WHITE 4000K cold WHITE 6500K SETTABLE **E**

95LORENZA190/GR



Type: LED wall lamp
Lamp holder: R7s
Power: 7.5W
Lumens: 850lm
Efficiency: 118lm/W
Body colour: Grey
Material: Resin + Clear glass

UV resistant



5 YEARS TOTAL WARRANTY
+ 3 standard
2 extended

- IP55**
- ~230V
- SMD 2835
- >15000
- Ra≥80
- EMC**

Scan QR code for 3D models, IES files & price.



95LORENZA270/BL



95LORENZA270/GR

Click on the image
& view the price

WALL LAMPS, IP55

5 YEARS TOTAL WARRANTY
+ 3 standard
2 extended

IP55

~230V



SMD 2835



>15000

Ra≥80



Scan QR code for 3D models,
IES files & price.

LED warm WHITE 3000K neutral WHITE 4000K cold WHITE 6500K **SETTABLE** **F**

95LORENZA270/BL




Type: LED wall lamp
Power: 10.5W
Lumens: 1100lm
Efficiency: 105lm/W
Body colour: Black
Material: Resin + Clear glass

UV resistant



LED warm WHITE 3000K neutral WHITE 4000K cold WHITE 6500K **SETTABLE** **F**

95LORENZA270/GR



Type: LED wall lamp
Power: 10.5W
Lumens: 1100lm
Efficiency: 105lm/W
Body colour: Grey
Material: Resin + Clear glass

UV resistant





95FRANCY/BL



95FRANCY/WH

Click on the image
& view the price


WALL LAMPS, IP66

LED **SETTABLE**

warm WHITE 3000K	neutral WHITE 4000K	cold WHITE 6500K
---------------------	------------------------	---------------------

F

95FRANCY/BL



Type: LED wall lamp
Lamp holder: E27
Power: 8.5W
Lumens: 969lm
Efficiency: 114lm/W
Body colour: Black
Material: Resin

UV resistant




LED **SETTABLE**

warm WHITE 3000K	neutral WHITE 4000K	cold WHITE 6500K
---------------------	------------------------	---------------------

F

95FRANCY/WH



Type: LED wall lamp
Lamp holder: E27
Power: 8.5W
Lumens: 969lm
Efficiency: 114lm/W
Body colour: White
Material: Resin

UV resistant



5 YEARS TOTAL WARRANTY
+ 3 standard
2 extended

IP66

~230V

SMD
2835

>15000

Ra≥80

EMC

Scan QR code for 3D models,
IES files & price.



95ABRAM150/BL



95ABRAM190/BL

Click on the image & view the price

WALL LAMPS, IP55

5 YEARS TOTAL WARRANTY
+ 3 standard
2 extended

IP55

~230V

SMD

2835

>15000


Ra≥80

EMC

Scan QR code for 3D models, IES files & price.

LED | warm WHITE 3000K | neutral WHITE 4000K | cold WHITE 6500K | **SETTABLE** | **A T G E**

95ABRAM150/BL




Type: LED wall lamp
Power: 3.2W
Lumens: 400lm
Efficiency: 125lm/W
Body colour: Black
Material: Resin + Clear glass

UV resistant



LED | warm WHITE 3000K | neutral WHITE 4000K | cold WHITE 6500K | **SETTABLE** | **A T G E**

95ABRAM190/BL



Type: LED wall lamp
Power: 7.5W
Lumens: 850lm
Efficiency: 118lm/W
Body colour: Black
Material: Resin + Clear glass

UV resistant





95ABRAM150/GR



95ABRAM190/GR

Click on the image & view the price

OUTDOOR | ABRAM

WALL LAMPS, IP55

LED warm WHITE 3000K neutral WHITE 4000K cold WHITE 6500K
SETTABLE **E**

95ABRAM150/GR




Type: LED wall lamp
Power: 3.2W
Lumens: 400lm
Efficiency: 125lm/W
Body colour: Grey
Material: Resin + Clear glass

UV resistant



LED warm WHITE 3000K neutral WHITE 4000K cold WHITE 6500K
SETTABLE **E**

95ABRAM190/GR



Type: LED wall lamp
Power: 7.5W
Lumens: 850lm
Body colour: Grey
Efficiency: 118lm/W
Material: Resin + Clear glass

UV resistant



5 YEARS TOTAL WARRANTY
+ 3 standard
2 extended

IP55
~230V
SMD 2835
>15000
Ra≥80
EMC

Scan QR code for 3D models, IES files & price.



or





969LED100R/BL



969LED100R/GR



969LED100R/WH

Click on the image & view the price

WALL LAMPS, IP54

5 YEARS TOTAL WARRANTY
+ 3 standard
2 extended

IP54

~230V

LED
COB


>15000

Ra≥80

EMC




969LED100R/BL




Type: LED wall lamp
Power: 2x5W
Lumens: 900lm
Efficiency: 90lm/W
Body colour: Black
Material: Aluminum + Glass



969LED100R/GR



Type: LED wall lamp
Power: 2x5W
Lumens: 900lm
Efficiency: 90lm/W
Body colour: Grey
Material: Aluminum + Glass



969LED100R/WH



Type: LED wall lamp
Power: 2x5W
Lumens: 900lm
Efficiency: 90lm/W
Body colour: White
Material: Aluminum + Glass

Scan QR code for 3D models, IES files & price.



969LED100S/BL



969LED100S/GR




969LED100S/WH

Click on the image & view the price

WALL LAMPS, IP54




969LED100S/BL



Type: LED wall lamp
Power: 2x5W
Lumens: 900lm
Efficiency: 90lm/W
Body colour: Black
Material: Aluminum + Glass




969LED100S/GR



Type: LED wall lamp
Power: 2x5W
Lumens: 900lm
Efficiency: 90lm/W
Body colour: Grey
Material: Aluminum + Glass



969LED100S/WH



Type: LED wall lamp
Power: 2x5W
Lumens: 900lm
Efficiency: 90lm/W
Body colour: White
Material: Aluminum + Glass



5 YEARS TOTAL WARRANTY
+ 3 standard
2 extended

IP54

~230V

LED COB

>15000

Ra≥80

EMC

Scan QR code for 3D models, IES files & price.



969LEDW0440/BL



969LEDW0640/BL

Click on the image
& view the price

WALL LAMPS, IP54

5 YEARS TOTAL WARRANTY
+ 3 standard
2 extended

IP54

~230V

>15000

20000h

Ra≥80

EMC

RoHS COMPLIANT


CE

Scan QR code for 3D models, IES files & price.

564




969LEDW0440/BL



Type: LED Wall Lamp
Power: 4x1W
Lumens: 4x80lm
Efficiency: 80lm/W
Body Colour: Black
Material: Aluminum
Mounting: Surface



969LEDW0640/BL



Type: LED Wall Lamp
Power: 6x1W
Lumens: 6x80lm
Efficiency: 80lm/W
Body Colour: Black
Material: Aluminum
Mounting: Surface





969LEDW0840/BL


WALL LAMPS, IP54



969LEDW0840/BL



Type: LED Wall Lamp
Power: 8x1W
Lumens: 8x80lm
Efficiency: 80lm/W
Body Colour: Black
Material: Aluminum
Mounting: Surface



Click on the image
& view the price

5 YEARS TOTAL WARRANTY
+ 3 standard
+ 2 extended

IP54

~230V

>15000

20000h

Ra≥80

EMC

RoHS COMPLIANT

CE

Scan QR code for 3D models,
IES files & price.



969LEDW12/BL



969LEDW12/GR



969LEDW12/WH

Click on the image & view the price

WALL LAMPS, IP65

5 YEARS TOTAL WARRANTY
+ 3 standard
2 extended

IP65

~230V



SMD 2835



>15000

Ra≥80



Scan QR code for 3D models, IES files & price.




969LEDW12/BL



Type: LED wall lamp
Power: 2x6W
Lumens: 1080lm
Efficiency: 90lm/W
Body colour: Black
Material: Aluminum + Glass




969LEDW12/GR




Type: LED wall lamp
Power: 2x6W
Lumens: 1080lm
Efficiency: 90lm/W
Body colour: Grey
Material: Aluminum + Glass



969LEDW12/WH



Type: LED wall lamp
Power: 2x6W
Lumens: 1080lm
Efficiency: 90lm/W
Body colour: White
Material: Aluminum + Glass





96GRFLED05/DGR



96GRFLED05/GR




96GRFLED05/WH

Click on the image
& view the price

WALL LAMPS, IP65




96GRFLED05/DGR



Type: LED wall lamp
Power: 6W
Lumens: 480lm
Efficiency: 80lm/W
Body colour: Dark grey
Material: ABS + PVC



96GRFLED05/GR



Type: LED wall lamp
Power: 6W
Lumens: 480lm
Efficiency: 80lm/W
Body colour: Grey
Material: ABS + PVC



96GRFLED05/WH



Type: LED wall lamp
Power: 6W
Lumens: 480lm
Efficiency: 80lm/W
Body colour: White
Material: ABS + PVC

OUTDOOR | GRF LED

5 YEARS TOTAL WARRANTY
+ 3 standard
+ 2 extended

- IP65
- ~230V
- SMD 2835
- >15000
- Ra≥80
- EMC

Scan QR code for 3D models, IES files & price.

Recommended bulb



E27

page 742



95BERTA/BL



95BERTA/WH

Click on the image & view the price

WALL & CEILING LAMPS, IP66

5 YEARS TOTAL WARRANTY
+ 3 standard
2 extended

Lamps Not Included  1xE27

95BERTA/BL



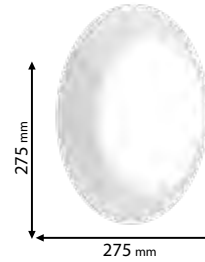
Type: Wall lamp
Body colour: Black
Material: Resin
Max.: 40W

UV resistant



Lamps Not Included  1xE27

95BERTA/WH



Type: Wall lamp
Body colour: White
Material: Resin
Max.: 40W

UV resistant



IP66

~230V

RoHS COMPLIANT

CE

Scan QR code for 3D models, IES files & price.

Recommended bulb



E27

page 742

ELMARK

The Brand of Electricity



95STUCCHI/BL



95STUCCHI/WH

Click on the image & view the price


WALL & CEILING LAMPS, IP66

Lamps Not Included



1xE27

95STUCCHI/BL



338 mm

310 mm

Type: Wall lamp
Body colour: Black
Material: Resin
Max.: 40W

UV resistant



Lamps Not Included



1xE27

95STUCCHI/WH



338 mm

310 mm

Type: Wall lamp
Body colour: White
Material: Resin
Max.: 40W

UV resistant



5 YEARS TOTAL WARRANTY
+ 3 standard
+ 2 extended

IP66

~230V

RoHS COMPLIANT

CE

Scan QR code for 3D models, IES files & price.

Download ELMARK BUSINESS APP

from www.elmarkholding.eu or for mobile from

Google Play

App Store

Recommended bulb



E27

page 742



95UMBERTA/BL
95UMBERTAS/BL



95UMBERTA/WH
95UMBERTAS/WH

Click on the image & view the price

WALL & CEILING LAMPS, IP66

5 YEARS TOTAL WARRANTY
+ 3 standard
2 extended

IP66

~230V

RoHS COMPLIANT

CE

Scan QR code for 3D models, IES files & price.


570

Lamps Not Included



2xE27

95UMBERTA/BL



Type: Wall/ Ceiling lamp
Body colour: Black
Material: Resin with opal diffuser
Max.: 2x40W

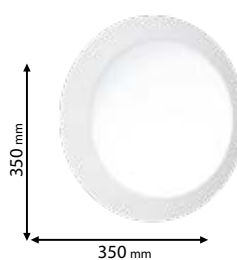
UV resistant

Lamps Not Included



2xE27

95UMBERTA/WH



Type: Wall/ Ceiling lamp
Body colour: White
Material: Resin with opal diffuser
Max.: 2x40W


UV resistant

Lamps Not Included



2xE27

95UMBERTAS/BL



Type: Wall/ Ceiling lamp +sensor
Body colour: Black
Material: UV resistant resin with opal diffuser
Max.: 2x40W

Sensor

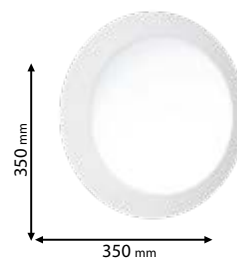
Motion & daylight
Detection angle: 30° - 150°
Detection range: 1-5 m (adjustable)

Lamps Not Included



2xE27

95UMBERTAS/WH



Type: Wall/ Ceiling lamp +sensor
Body colour: White
Material: UV resistant resin with opal diffuser
Max.: 2x40W

Sensor

Motion & daylight
Detection angle: 30° - 150°
Detection range: 1-5 m (adjustable)

Recommended bulb



E27

page 742



95LUCIA/BL



95LUCIAEL/BL



95LUCIAEL/GR

Click on the image & view the price


WALL LAMPS, IP66

Lamps
Not Included



1xE27

95LUCIA/BL



Type: Wall lamp
Body colour: Black
Material: Resin with opal diffuser
Max.: 1x40W


UV resistant

Lamps
Not Included



1xE27

95LUCIAEL/BL



Type: Wall lamp
Body colour: Black
Material: Resin with opal diffuser
Max.: 1x40W


UV resistant

Lamps
Not Included



1xE27

95LUCIAEL/GR



Type: Wall lamp
Body colour: Grey
Material: Resin with opal diffuser
Max.: 1x40W

UV resistant



5 YEARS TOTAL WARRANTY
+ 3 standard
+ 2 extended

IP66

~230V

RoHS COMPLIANT

CE

Scan QR code for 3D models, IES files & price.

Recommended bulb



E27

page 742



95WL001/BL



95WL001/WH

Click on the image & view the price

WALL LAMPS, IP44

2 YEARS TOTAL WARRANTY
+ 2 standard
0 extended

Lamps Not Included  1xE27

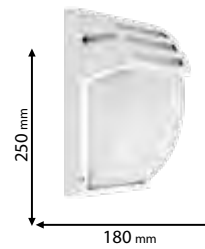
95WL001/BL



Type: Wall lamp
Body colour: Black
Material: Metal + Glass
Max.: 40W

Lamps Not Included  1xE27

95WL001/WH



Type: Wall lamp
Body colour: White
Material: Metal + Glass
Max.: 40W

IP44

~230V

RoHS COMPLIANT

CE

Scan QR code for 3D models, IES files & price.

Recommended bulb



E27

page 742



95WL315/BL



95WL315/WH


Click on the image
& view the price

WALL LAMPS, IP65

Lamps
Not Included



95WL315/BL




Type: Wall lamp
Body colour: Black
Material: UV resistant ABS+ PC
Max.: 40W

UV resistant

Lamps
Not Included



95WL315/WH



Type: Wall lamp
Body colour: White
Material: UV resistant ABS+ PC
Max.: 40W

UV resistant

3 YEARS TOTAL
WARRANTY
+ 2 standard
+ 1 extended

IP65

~230V

RoHS
COMPLIANT

CE

Scan QR code for 3D models,
IES files & price.



96GRF341/BL



96GRF342/BL


Click on the image
& view the price

WALL LAMPS, IP44

3 YEARS TOTAL WARRANTY
+ 3 standard
0 extended




96GRF341/BL



Type: Wall Lamp
Power: 10W
Lumens: 700lm
Efficiency: 70lm/W
Height: 95 mm
Body Colour: Black
Material: ABS + PC



96GRF342/BL



Type: Wall Lamp
Power: 12W
Lumens: 840lm
Efficiency: 70lm/W
Height: 110 mm
Body Colour: Black
Material: PP + PP

IP44

~230V

RoHS COMPLIANT

CE

Scan QR code for 3D models, IES files & price.

Recommended bulb



E27

page 742

ELMARK
The Brand of Electricity



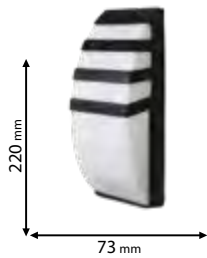
96GRF343/BL

WALL LAMPS, IP44

Lamps
Not Included



96GRF343/BL



Type: LED wall lamp
Body Colour: Black
Material: ABS + PS
Height: 80 mm
Max.: 40W

Click on the image
& view the price

3 YEARS TOTAL
WARRANTY
+ 3 standard
0 extended

IP44


~230V

RoHS
COMPLIANT

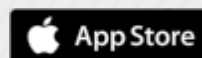
CE

Scan QR code for 3D models,
IES files & price.

Download from www.elmarkholding.eu or for mobile from



or



Recommended bulb



E27

page 742



95FRANCYOP/BL



95FRANCYOP/WH

Click on the image & view the price

WALL & CEILING LAMPS, IP66


5 YEARS TOTAL WARRANTY
+ 3 standard
2 extended

Lamps
Not Included



1xE27

95FRANCYOP/BL



Type: Wall & ceiling lamp
Body colour: Black
Material: Resin
Max.: 40W


UV resistant

Lamps
Not Included



1xE27

95FRANCYOP/WH



Type: Wall & ceiling lamp
Body colour: White
Material: Resin
Max.: 40W

UV resistant



Scan QR code for 3D models,
IES files & price.

IP66

~230V

RoHS
COMPLIANT

CE

Recommended bulb



E27

page 742



96GRF314/BL



96GRF314/WH

Click on the image
& view the price

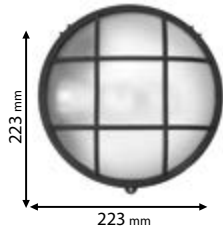
WALL & CEILING LAMPS, IP44

Lamps
Not Included



1xE27

96GRF314/BL



Type: Wall & ceiling lamp
Body colour: Black
Material: UV resistant ABS+ PC
Max.: 40W


UV resistant

Lamps
Not Included



1xE27

96GRF314/WH



Type: Wall & ceiling lamp
Body colour: White
Material: UV resistant ABS+ PC
Max.: 40W

UV resistant

3 YEARS TOTAL
WARRANTY
+ 3 standard
0 extended

IP44

~230V

RoHS
COMPLIANT

CE

Scan QR code for 3D models,
IES files & price.



95BLN1540/BK
95BLN2040/BK



95BLN1540/WH
95BLN2040/WH

Click on the image
& view the price

WALL & CEILING LAMPS, IP54

5 YEARS TOTAL WARRANTY
+ 3 standard
2 extended

IP54

~230V

SMD 2835


>15000

Ra≥80

EMC



95BLN1540/BK



Type: Bulkhead lamp
Power: 15W
Lumens: 1350lm
Efficiency: 90lm/W
Body colour: Black
Material: Polycarbonate




95BLN1540/WH



Type: Bulkhead lamp
Power: 15W
Lumens: 1350lm
Efficiency: 90lm/W
Body colour: White
Material: Polycarbonate




95BLN2040/BK



Type: Bulkhead lamp
Power: 20W
Lumens: 1800lm
Efficiency: 90lm/W
Body colour: Black
Material: Polycarbonate



95BLN2040/WH



Type: Bulkhead lamp
Power: 20W
Lumens: 1800lm
Efficiency: 90lm/W
Body colour: White
Material: Polycarbonate

Scan QR code for 3D models,
IES files & price.



95BLN1540S/BK



95BLN1540S/WH


Click on the image
& view the price

OUTDOOR | BULKHEAD LAMP

WALL & CEILING LAMPS, IP54




95BLN1540S/BK



Type: Bulkhead lamp
Power: 15W
Lumens: 1350lm
Efficiency: 90lm/W
Body colour: Black
Material: Polycarbonate



95BLN1540S/WH



Type: Bulkhead lamp
Power: 15W
Lumens: 1350lm
Efficiency: 90lm/W
Body colour: White
Material: Polycarbonate

5 YEARS TOTAL WARRANTY
+ 3 standard
2 extended

IP54

~230V

SMD
2835

>15000

Ra≥80

EMC

Scan QR code for 3D models,
IES files & price.

Recommended bulb



E27

page 742



91AT5201



91AT6126



91AT6117


Click on the image & view the price

WALL & CEILING LAMPS, IP54

Lamps Not Included



91AT5201




Type: Wall & ceiling lamp
Body colour: White
Material: Polycarbonate
Max.: 23W

Lamps Not Included



91AT6126



Type: Wall & ceiling lamp
Body colour: White
Material: Polycarbonate
Max.: 20W

Lamps Not Included



91AT6117



Type: Wall & ceiling lamp
Body colour: White
Material: Polycarbonate
Max.: 20W

2 YEARS TOTAL WARRANTY
+ 2 standard
0 extended

IP54

~230V

RoHS COMPLIANT

CE

Scan QR code for 3D models, IES files & price.

Recommended bulb



E27

page 742

ELMARK
The Brand of Electricity



91AT1210



91AT1209


Click on the image
& view the price

WALL & CEILING LAMPS, IP54

Lamps
Not Included



91AT1210




Type: Wall & ceiling lamp
Body colour: White
Material: Polycarbonate
Max.: 20W

Lamps
Not Included



91AT1209



Type: Wall & ceiling lamp
Body colour: White
Material: Polycarbonate
Max.: 20W

2 YEARS TOTAL WARRANTY
+ 2 standard
0 extended

IP54

~230V

RoHS
COMPLIANT

CE

Scan QR code for 3D models,
IES files & price.

Recommended bulb



E27

page 742



96GRF1482

Click on the image
& view the price

WALL & CEILING LAMPS, IP65



3 YEARS TOTAL WARRANTY
+ 2 standard
+ 1 extended

IP65

~230V

RoHS COMPLIANT

CE

Scan QR code for 3D models,
IES files & price.

Lamps
Not Included



96GRF1482



Type: Wall lamp
Body colour: Antique bronze
Material: Aluminum
Max.: 40W

Recommended bulb



E27

page 743

ELMARK

The Brand of Electricity



96GRF312/BL



96GRF312/GR

Click on the image & view the price


OUTDOOR | WALL LAMPS

WALL LAMPS GRF312 IP65

Lamps Not Included



96GRF312/BL



Type: LED fixtures
Body colour: Black
Material: ABS+ PC
Max.: 2x40W


UV resistant



Lamps Not Included



96GRF312/GR



Type: LED fixtures
Body colour: Grey
Material: ABS+ PC
Max.: 2x40W

UV resistant



3 YEARS TOTAL WARRANTY
+ 2 standard
+ 1 extended

IP65

~230V

RoHS COMPLIANT

CE

Scan QR code for 3D models, IES files & price.

Download ELMARK BUSINESS APP from www.elmarkholding.eu or for mobile from



or



Recommended bulb



E27

page 743



95GERMANAG/BL



95GERMANAG/GR

WALL LAMPS GERMANA SERIES, IP66

Click on the image & view the price

3 YEARS TOTAL WARRANTY
+ 2 standard
1 extended

IP66

~230V

RoHS COMPLIANT

CE

Scan QR code for 3D models, IES files & price.

Lamps Not Included



95GERMANAG/BL



Type: LED fixtures
Body colour: Black
Material: Resin with opal diffuser
Max.: 40W

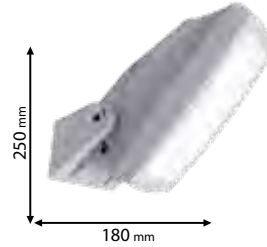
UV resistant



Lamps Not Included



95GERMANAG/GR



Type: LED fixtures
Body colour: Grey
Material: Resin with opal diffuser
Max.: 40W

UV resistant

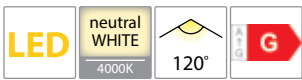




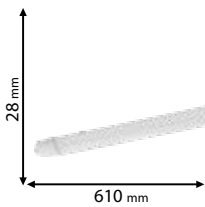
9EL1181840
9EL1183640
9EL1184540

Click on the image
& view the price

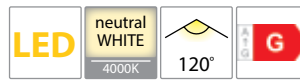
TRI-PROOF LED FIXTURES, IP65




9EL1181840



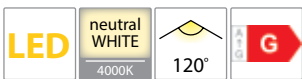
Type: Tri-proof LED Fixture
Power: 18W
Lumens: 1440lm
Efficiency: 80lm/W
Body Colour: White
Material: PC + ABS
Mounting: Surface



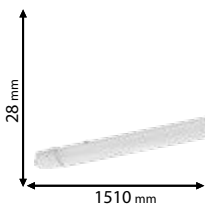
9EL1183640



Type: Tri-proof LED Fixture
Power: 36W
Lumens: 2880lm
Efficiency: 80lm/W
Body Colour: White
Material: PC + ABS
Mounting: Surface



9EL1184540



Type: Tri-proof LED Fixture
Power: 45W
Lumens: 3600lm
Efficiency: 80lm/W
Body Colour: White
Material: PC + ABS
Mounting: Surface

5 YEARS TOTAL WARRANTY
+ 3 standard
2 extended

IP65

~230V

20000h

Ra>80

RoHS COMPLIANT

CE

Scan QR code for 3D models,
IES files & price.



9SERENA2040/GR
9SERENA4040/GR
9SERENA6040/GR

Click on the image
& view the price

SERENA TRI-ROOF LED FIXTURES, IP65

3 YEARS TOTAL WARRANTY
+ 3 standard
0 extended

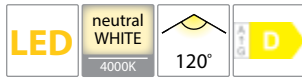
IP65

AC220-240V



Scan QR code for 3D models,
IES files & price.

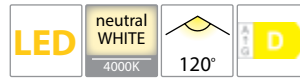
586



9SERENA2040/GR



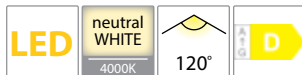
Type: Tri-proof LED Fixture
Power: 20W
Lumens: 2800lm
Efficiency: 140lm/W
Body Colour: Grey
Material: Aluminum base +
PC cover
Mounting: Surface
Wiring: Double end




9SERENA4040/GR



Type: Tri-proof LED Fixture
Power: 40W
Lumens: 5600lm
Efficiency: 140lm/W
Body Colour: Grey
Material: Aluminum base +
PC cover
Mounting: Surface
Wiring: Double end



9SERENA6040/GR



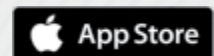
Type: Tri-proof LED Fixture
Power: 60W
Lumens: 8400lm
Efficiency: 140lm/W
Body Colour: Grey
Material: Aluminum base +
PC cover
Mounting: Surface
Wiring: Double end



Download from www.elmarkholding.eu or for mobile from



or





9XBR18LED
9XBR18LEDCW



9XBR36LED
9XBR36LEDCW




9XBR54LED
9XBR54LEDCW

Click on the image
& view the price

BELLA WATERPROOF LED FIXTURES, IP65




9XBR18LED
9XBR18LEDCW



Type: LED fixture with clips and cable gland
Power: 18W
Lumens: 1620lm
Efficiency: 90lm/W
Body colour: Grey
Material: PC



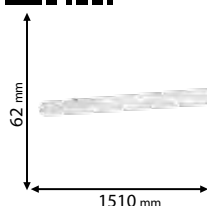
9XBR36LED
9XBR36LEDCW



Type: LED fixture with clips and cable gland
Power: 36W
Lumens: 3240lm
Efficiency: 90lm/W
Body colour: Grey
Material: PC



9XBR54LED
9XBR54LEDCW



Type: LED fixture with clips and cable gland
Power: 54W
Lumens: 4860lm
Efficiency: 90lm/W
Body colour: Grey
Material: PC

2 YEARS TOTAL WARRANTY
+ 2 standard
0 extended

IP65

~230V

SMD 2835

>10000

15000h

Ra>80

EMC

Scan QR code for 3D models, IES files & price.

*Options with emergency kit



page 470



9BR20LED
9BR20LEDCW



9BR40LED
9BR40LEDCW



9BR55LED
9BR55LEDCW

Click on the image & view the price

BELLA WATERPROOF LED FIXTURES, IP65

5 YEARS TOTAL WARRANTY
+ 3 standard
2 extended

IP65

~230V

SMD


2835

>20000

30000h

Ra≥80


EMC



neutral WHITE
4000K
cold WHITE
6500K

9BR20LED
9BR20LEDCW


Type: LED fixture with clips and cable gland
Power: 20W
Lumens: 1800lm
Efficiency: 90lm/W
Body colour: Grey
Material: PC



neutral WHITE
4000K
cold WHITE
6500K

9BR40LED
9BR40LEDCW

Type: LED fixture with clips and cable gland*
Power: 40W
Lumens: 3800lm
Efficiency: 95lm/W
Body colour: Grey
Material: PC



neutral WHITE
4000K
cold WHITE
6500K

9BR55LED
9BR55LEDCW

Type: LED fixture with clips and cable gland*
Power: 55W
Lumens: 5000lm
Efficiency: 91lm/W
Body colour: Grey
Material: PC


Scan QR code for 3D models, IES files & price.



9BR109LED
9BR109LEDCW



9BR209LED
9BR209LEDCW



9BR118LED
9BR118LEDCW


Click on the image
& view the price

BELLA WATERPROOF FIXTURES WITH LED TUBES, IP65



9BR109LED

9BR109LEDCW




Type: LED fixture with LED tubes T8 Stellar
Power: 1x9W
Lumens: 720lm
Efficiency: 80lm/W
Body colour: Grey
Material: ABS+PC
Without reflector



9BR209LED

9BR209LEDCW




Type: LED fixture with LED tubes T8 Stellar
Power: 2x9W
Lumens: 1440lm
Efficiency: 80lm/W
Body colour: Grey
Material: ABS+PC
Without reflector



9BR118LED

9BR118LEDCW



Type: LED fixture with LED tubes T8 Stellar
Power: 1x18W
Lumens: 1440lm
Efficiency: 80lm/W
Body colour: Grey
Material: ABS+PC
Without reflector

2 YEARS TOTAL WARRANTY
+ 2 standard
0 extended

IP65

~230V

SMD 2835

>10000

15000h

Ra>80

EMC

Scan QR code for 3D models, IES files & price.



9BR218LED
9BR218LEDCW



9BR122LED
9BR122LEDCW



9BR222LED
9BR222LEDCW

Click on the image & view the price

BELLA WATERPROOF FIXTURES WITH LED TUBES, IP65

2 YEARS TOTAL WARRANTY
+ 2 standard
0 extended

IP65

~230V

G13


>10000

15000h

Ra>80

EMC

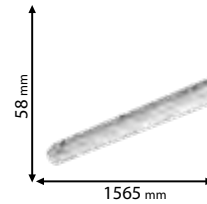
Scan QR code for 3D models, IES files & price.



neutral WHITE 4000K
cold WHITE 6500K

9BR218LED
9BR218LEDCW


Type: LED fixture with LED tubes T8 Stellar
Power: 2x18W
Lumens: 2880lm
Efficiency: 80lm/W
Body colour: Grey
Material: ABS+PC
Without reflector



neutral WHITE 4000K
cold WHITE 6500K

9BR122LED
9BR122LEDCW

Type: LED fixture with LED tubes T8 Stellar
Power: 1x24W
Lumens: 1920lm
Efficiency: 80lm/W
Body colour: Grey
Material: ABS+PC
Without reflector



neutral WHITE 4000K
cold WHITE 6500K

9BR222LED
9BR222LEDCW

Type: LED fixture with LED tubes T8 Stellar
Power: 2x24W
Lumens: 3840lm
Efficiency: 80lm/W
Body colour: Grey
Material: ABS+PC
Without reflector



9BM110LED
9BM110LEDCW



9BM118LED
9BM118LEDCW



9BM124LED
9BM124LEDCW


Click on the image
& view the price

BELLA WATERPROOF FIXTURES WITH LED TUBES, IP65



9BM110LED

9BM110LEDCW




Type: LED fixture with LED tubes T8 ELMARK
Power: 1x10W
Lumens: 900lm
Efficiency: 90lm/W
Body colour: Grey
Material: PC
Reflector: steel white



9BM118LED

9BM118LEDCW




Type: LED fixture with LED tubes T8 ELMARK
Power: 1x18W
Lumens: 1620lm
Efficiency: 90lm/W
Body colour: Grey
Material: PC
Reflector: steel white



9BM124LED

9BM124LEDCW



Type: LED fixture with LED tubes T8 ELMARK
Power: 1x24W
Lumens: 2160lm
Efficiency: 90lm/W
Body colour: Grey
Material: PC
Reflector: steel white

3 YEARS TOTAL WARRANTY
+ 3 standard
0 extended

IP65

~230V

G13

>10000

15000h

Ra>80

EMC

Scan QR code for 3D models,
IES files & price.

*Options with emergency kit



page 472



9BM210LED
9BM210LEDCW



9BM218LED
9BM218LEDCW



9BM224LED
9BM224LEDCW

Click on the image & view the price

BELLA WATERPROOF FIXTURES WITH LED TUBES, IP65

3 YEARS TOTAL WARRANTY
+ 3 standard
0 extended

IP65

~230V

G13


>20000

30000h

Ra>80

EMC


Scan QR code for 3D models, IES files & price.



neutral WHITE 4000K
cold WHITE 6500K

9BM210LED
9BM210LEDCW

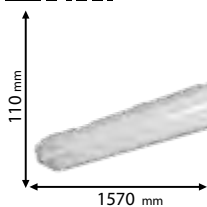
Type: LED fixture with LED tubes T8 ELMARK
Power: 2x10W
Lumens: 1800lm
Efficiency: 90lm/W
Body colour: Grey
Material: PC
Reflector: steel white



neutral WHITE 4000K
cold WHITE 6500K

9BM218LED
9BM218LEDCW

Type: LED fixture with LED tubes T8 ELMARK*
Power: 2x18W
Lumens: 3240lm
Efficiency: 90lm/W
Body colour: Grey
Material: PC
Reflector: steel white



neutral WHITE 4000K
cold WHITE 6500K

9BM224LED
9BM224LEDCW


Type: LED fixture with LED tubes T8 ELMARK*
Power: 2x24W
Lumens: 4320lm
Efficiency: 90lm/W
Body colour: Grey
Material: PC
Reflector: steel white

Recommended tube



T8


page 771




89084



89085



89086



89087

Click on the image
& view the price

BELLA WATERPROOF FIXTURES FOR LED TUBES T8, IP65


Lamps
Not Included



89084



Type: Empty fixture BELLA for single ended LED tubes T8
LED tube size: 1x600mm
Body colour: Grey
Material: PC
Reflector: steel white




Lamps
Not Included



89085



Type: Empty fixture BELLA for single ended LED tubes T8
LED tube size: 2x600mm
Body colour: Grey
Material: PC
Reflector: steel white



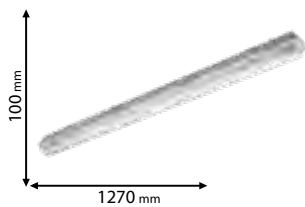
Lamps
Not Included



89086



Type: Empty fixture BELLA for single ended LED tubes T8
LED tube size: 1x1200mm
Body colour: Grey
Material: PC
Reflector: steel white




Lamps
Not Included



89087



Type: Empty fixture BELLA for single ended LED tubes T8
LED tube size: 2x1200mm
Body colour: Grey
Material: PC
Reflector: steel white



2 YEARS TOTAL WARRANTY
+ 2 standard
0 extended

IP65

~230V

RoHS COMPLAINT

CE


Scan QR code for 3D models, IES files & price.

Recommended tube




T8

page 771



89088



89089

Click on the image & view the price


BELLA WATERPROOF FIXTURES FOR LED TUBES T8, IP65

2 YEARS TOTAL WARRANTY
+ 2 standard
0 extended

Lamps
Not Included



89088

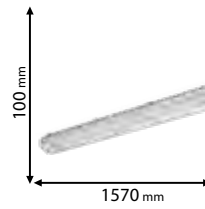


Type: Empty fixture BELLA for single ended LED tubes T8
LED tube size: 1x1500mm
Body colour: Grey
Material: PC
Reflector: steel white

Lamps
Not Included



89089



Type: Empty fixture BELLA for single ended LED tubes T8
LED tube size: 2x1500mm
Body colour: Grey
Material: PC
Reflector: steel white

IP65

~230V


RoHS COMPLIANT

CE

Scan QR code for 3D models, IES files & price.

FACADE & GROUND LIGHTING





98FLARE09/W
98FLARE18/W
98FLARE36/W

Click on the image
& view the price

WALL WASH LIGHTS, IP65

5 YEARS TOTAL WARRANTY
+ 3 standard
2 extended

IP65

~230V

30000h

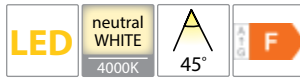
EMC

RoHS COMPLIANT

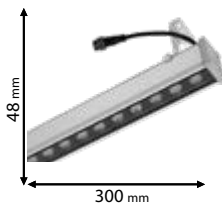
CE

Scan QR code for 3D models,
IES files & price.

596



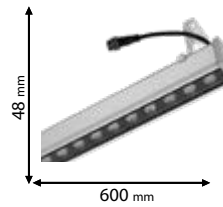
98FLARE09/W



Type: LED Wall Wash
Power: 9W
Lumens: 765lm
Efficiency: 85lm/W
Body Colour: Silver
Width: 40 mm
Material: Aluminum + Glass
Mounting: Surface
LED Chip: SMD 3030



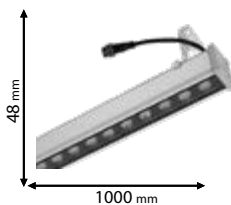
98FLARE18/W




Type: LED Wall Wash
Power: 18W
Lumens: 1530lm
Efficiency: 85lm/W
Body Colour: Silver
Width: 40 mm
Material: Aluminum + Glass
Mounting: Surface
LED Chip: SMD 3030



98FLARE36/W



Type: LED Wall Wash
Power: 36W
Lumens: 3060lm
Efficiency: 85lm/W
Body Colour: Silver
Width: 40 mm
Material: Aluminum + Glass
Mounting: Surface
LED Chip: SMD 3030




98FLARE09/RGB
98FLARE18/RGB
98FLARE36/RGB


Click on the image
& view the price

OUTDOOR | FLARE

WALL WASH LIGHTS, IP65




98FLARE09/RGB



Type: LED Wall Wash
Power: 9W
Body Colour: Silver
Width: 40 mm
Material: Aluminum + Glass
Mounting: Surface
LED Chip: SMD 3030




98FLARE18/RGB



Type: LED Wall Wash
Power: 18W
Body Colour: Silver
Width: 40 mm
Material: Aluminium + Glass
Mounting: Surface
LED Chip: SMD 3030



98FLARE36/RGB



Type: LED Wall Wash
Power: 36W
Body Colour: Silver
Width: 40 mm
Material: Aluminium + Glass
Mounting: Surface
LED Chip: SMD 3030

5 YEARS TOTAL WARRANTY
+ 3 standard
+ 2 extended

IP65

~230V

30000h

EMC
COMPLIANT

RoHS
COMPLIANT

CE

Scan QR code for 3D models,
IES files & price.



96GRF328WW/1BL
96GRF328/1BL

Click on the image & view the price

FACADE LIGHTING FIXTURES, IP65

3 YEARS TOTAL WARRANTY
+ 3 standard
0 extended

IP65

~230V

SMD 2835

>20000

30000h

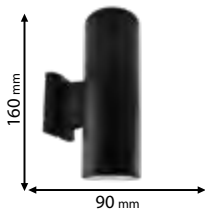
Ra≥80

EMC

Scan QR code for 3D models, IES files & price.




warm WHITE 3000K
96GRF328WW/1BL
neutral WHITE 4000K
96GRF328/1BL



Type: Facade lighting
Power: 10W
Lumens: 850lm
Efficiency: 85lm/W
Light direction: down
Body colour: Black
Material: Aluminum



warm WHITE 3000K
96GRF328WW/2BL
neutral WHITE 4000K
96GRF328/2BL



Type: Facade lighting
Power: 2x10W
Lumens: 1600lm
Efficiency: 85lm/W
Light direction: up & down
Body colour: Black
Material: Aluminum




warm WHITE 3000K
96GRF329WW/1BL
neutral WHITE 4000K
96GRF329/1BL



Type: Facade lighting
Power: 15W
Lumens: 1300lm
Efficiency: 85lm/W
Light direction: down
Body colour: Black
Material: Aluminum



warm WHITE 3000K
96GRF329WW/2BL
neutral WHITE 4000K
96GRF329/2BL



Type: Facade lighting
Power: 2x15W
Lumens: 2600lm
Efficiency: 85lm/W
Light direction: up & down
Body colour: Black
Material: Aluminum



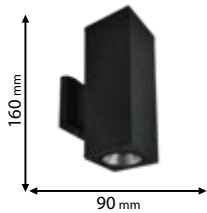
96GRF330WW/1BL
96GRF330/1BL

Click on the image & view the price

FACADE LIGHTING FIXTURES, IP65



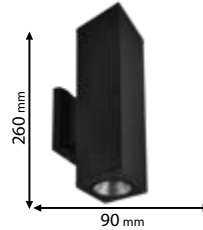
96GRF330WW/1BL
96GRF330/1BL



Type: Facade lighting
Power: 10W
Lumens: 850lm
Efficiency: 85lm/W
Light direction: down
Body colour: Black
Material: Aluminum



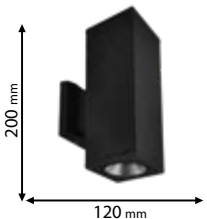
96GRF330WW/2BL
96GRF330/2BL



Type: Facade lighting
Power: 2x10W
Lumens: 1600lm
Efficiency: 85lm/W
Light direction: up & down
Body colour: Black
Material: Aluminum



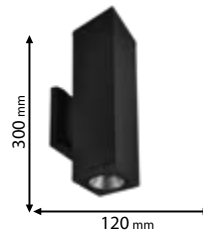
96GRF331WW/1BL
96GRF331/1BL



Type: Facade lighting
Power: 15W
Lumens: 1300lm
Efficiency: 85lm/W
Light direction: down
Body colour: Black
Material: Aluminum



96GRF331WW/2BL
96GRF331/2BL



Type: Facade lighting
Power: 2x15W
Lumens: 2600lm
Efficiency: 85lm/W
Light direction: up & down
Body colour: Black
Material: Aluminum

3 YEARS TOTAL WARRANTY
+ 3 standard
0 extended

IP65

~230V

SMD 2835

>20000

30000h

Ra≥80

EMC

Scan QR code for 3D models, IES files & price.

Recommended bulb



GU10

page 761



96GRF321/BL



96GRF321/GR



96GRF320/BL



96GRF320/GR

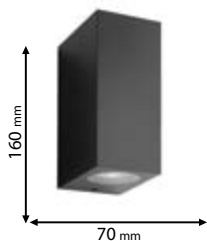
Click on the image & view the price

FACADE LIGHTING FIXTURES, IP54

3 YEARS TOTAL WARRANTY
+ 2 standard
1 extended

Lamps Not Included  2xGU10

96GRF321/BL

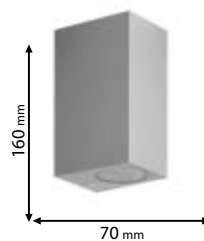


Type: Facade lighting
Body colour: Black
Light direction: up & down
Material: UV resistant ABS + PC
Max.: 2x8W

UV resistant

Lamps Not Included  2xGU10

96GRF321/GR

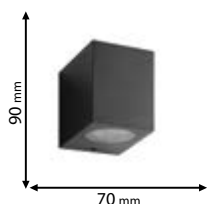


Type: Facade lighting
Body colour: Grey
Light direction: up & down
Material: UV resistant ABS + PC
Max.: 2x8W

UV resistant

Lamps Not Included  1xGU10

96GRF320/BL

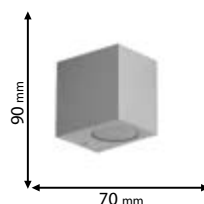


Type: Facade lighting
Body colour: Black
Light direction: down
Material: UV resistant ABS + PC
Max.: 8W

UV resistant

Lamps Not Included  1xGU10

96GRF320/GR



Type: Facade lighting
Body colour: Grey
Light direction: down
Material: UV resistant ABS + PC
Max.: 8W

UV resistant

Scan QR code for 3D models, IES files & price.

Recommended bulb



E27

page 742

ELMARK

The Brand of Electricity



96GRF313/BL



96GRF313/GR

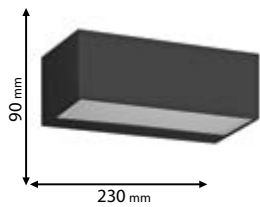
Click on the image & view the price

FACADE LIGHTING FIXTURES, IP65

Lamps
Not Included



96GRF313/BL



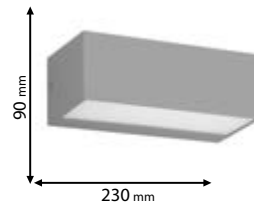
Type: Facade lighting
Body colour: Black
Light direction: down
Material: UV resistant ABS + PC
Max.: 40W

UV resistant

Lamps
Not Included



96GRF313/GR



Type: Facade lighting
Body colour: Grey
Light direction: down
Material: UV resistant ABS + PC
Max.: 40W

UV resistant

3 YEARS TOTAL WARRANTY
+ 2 standard
+ 1 extended

IP65

~230V

RoHS COMPLIANT

CE

Scan QR code for 3D models, IES files & price.

Recommended bulb



GU10

page 761



96GRF327/BL



96GRF326/BL



96GRF327/GR



96GRF326/GR

Click on the image & view the price

FACADE LIGHTING FIXTURES, IP54

3 YEARS TOTAL WARRANTY
+ 2 standard
1 extended

IP54

~230V

RoHS COMPLIANT

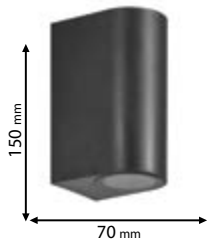
CE

Scan QR code for 3D models, IES files & price.

602

Lamps Not Included  2xGU10

96GRF327/BL




Type: Facade lighting
Body colour: Black
Light direction: up & down
Material: UV resistant ABS + PC
Max.: 2x8W

UV resistant

Lamps Not Included  2xGU10

96GRF327/GR

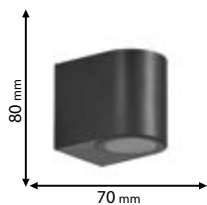


Type: Facade lighting
Body colour: Grey
Light direction: up & down
Material: UV resistant ABS + PC
Max.: 2x8W

UV resistant

Lamps Not Included  1xGU10

96GRF326/BL

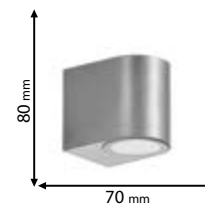


Type: Facade lighting
Body colour: Black
Light direction: down
Material: UV resistant ABS + PC
Max.: 8W

UV resistant

Lamps Not Included  1xGU10

96GRF326/GR



Type: Facade lighting
Body colour: Grey
Light direction: down
Material: UV resistant ABS + PC
Max.: 8W

UV resistant

Recommended bulb



GU10

page 761

ELMARK
The Brand of Electricity



96GRF323/BL



96GRF323/GR



96GRF322/BL



96GRF322/GR

Click on the image & view the price

FACADE LIGHTING FIXTURES, IP54

Lamps Not Included



96GRF323/BL



Type: Facade lighting
Body colour: Black
Light direction: up & down
Material: UV resistant ABS + PC
Max.: 2x8W

UV resistant

Lamps Not Included



96GRF323/GR



Type: Facade lighting
Body colour: Grey
Light direction: up & down
Material: UV resistant ABS + PC
Max.: 2x8W

UV resistant

Lamps Not Included



96GRF322/BL



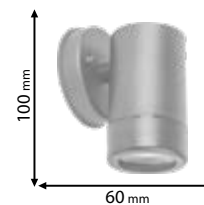
Type: Facade lighting
Body colour: Black
Light direction: down
Material: UV resistant ABS + PC
Max.: 8W

UV resistant

Lamps Not Included



96GRF322/GR



Type: Facade lighting
Body colour: Grey
Light direction: down
Material: UV resistant ABS + PC
Max.: 8W

UV resistant

3 YEARS TOTAL WARRANTY
+ 2 standard
1 extended

IP54

~230V

RoHS COMPLIANT

CE

Scan QR code for 3D models, IES files & price.

Download ELMARK BUSINESS APP

from www.elmarkholding.eu or for mobile from

Google Play

or

App Store

Recommended bulb



GU10
page 761



96GRF325/BL



96GRF325/GR



96GRF324/BL



96GRF324/GR

Click on the image & view the price



FACADE LIGHTING FIXTURES, IP54

3 YEARS TOTAL WARRANTY
+ 2 standard
+ 1 extended

IP54

~230V

RoHS COMPLIANT


CE

Scan QR code for 3D models, IES files & price.

604

Lamps Not Included  2xGU10

96GRF325/BL

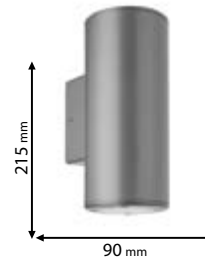


Type: Facade lighting
Body colour: Black
Light direction: up & down
Material: UV resistant ABS + PC
Max.: 40W

UV resistant

Lamps Not Included  2xGU10

96GRF325/GR

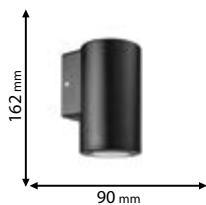


Type: Facade lighting
Body colour: Grey
Light direction: up & down
Material: UV resistant ABS + PC
Max.: 40W

UV resistant


Lamps Not Included  1xGU10

96GRF324/BL

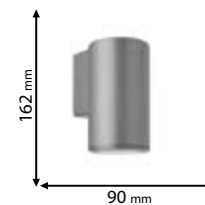


Type: Facade lighting
Body colour: Black
Light direction: down
Material: UV resistant ABS + PC
Max.: 40W

UV resistant

Lamps Not Included  1xGU10

96GRF324/GR



Type: Facade lighting
Body colour: Grey
Light direction: down
Material: UV resistant ABS + PC
Max.: 40W

UV resistant

Recommended bulb



E27

page 751



96KYLE1W/BL



96SEAN1W/BL



96ALAN1W/BL

Click on the image
& view the price

FACADE LIGHTING FIXTURES, IP54

Lamps
Not Included



96KYLE1W/BL




Type: Wall lamp
Body colour: Black
Material: Aluminum + PC
Max.: 20W

Lamps
Not Included



96SEAN1W/BL



Type: Wall lamp
Body colour: Black
Material: Aluminum + PC
Max.: 20W

Lamps
Not Included



96ALAN1W/BL



Type: Wall lamp
Body colour: Black
Material: Iron + Glass
Max.: 20W

5 YEARS TOTAL WARRANTY
+ 3 standard
+ 2 extended

IP54

~230V

RoHS COMPLIANT

CE

Scan QR code for 3D models,
IES files & price.



96GSL1/1024220W
96GSL1/1024220
96GSL1/2024220W
96GSL1/2024220
96GSL1/3024220W
96GSL1/3024220

Click on the image
& view the price

SPOT LIGHT, IP65

5 YEARS TOTAL WARRANTY
+ 3 standard
2 extended

IP65

~230V

SMD 2835

>20000

30000h

Ra≥80

EMC

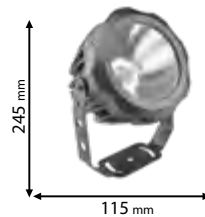
Scan QR code for 3D models, IES files & price.

606



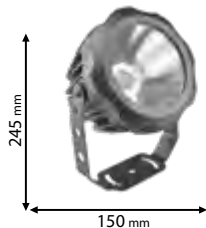
96GSL1/1024220W
warm WHITE
3000K
96GSL1/1024220
neutral WHITE
4000K

Type: Spot light
Power: 10W
Lumens: 900lm
Efficiency: 90lm/W
Body colour: Grey
Material: Aluminum



96GSL1/2024220W
warm WHITE
3000K
96GSL1/2024220
neutral WHITE
4000K

Type: Spot light
Power: 20W
Lumens: 1450lm
Efficiency: 73lm/W
Body colour: Grey
Material: Aluminum



96GSL1/3024220W
warm WHITE
3000K
96GSL1/3024220
neutral WHITE
4000K

Type: Spot light
Power: 30W
Lumens: 2500lm
Efficiency: 83lm/W
Body colour: Grey
Material: Aluminum



96GRF50/52422W
96GRF50/524220
96GRF50/52412W
96GRF50/52412



9617LEDP

Click on the image & view the price

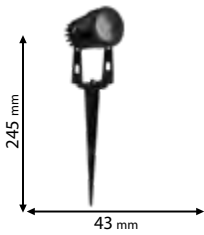
SPIKE GROUND / WALL FIXTURES, IP65



96GRF50/52422W



96GRF50/524220




Type: Spike ground fixture/
Wall fixture
Rated voltage: 220V
Power: 5W
Lumens: 450lm
Efficiency: 90lm/W
Body colour: Black
Material: Aluminum



96GRF50/52412W



96GRF50/52412



Type: Spike ground fixture/
Wall fixture
Rated voltage: 12V
Power: 5W
Lumens: 450lm
Efficiency: 90lm/W
Body colour: Black
Material: Aluminum



9617LEDP



Type: Spike ground fixture
Rated voltage: 220V
Power: 5W
Lumens: 360lm
Efficiency: 72lm/W
Body colour: Dark grey
Material: PP+PC

3 YEARS TOTAL WARRANTY
+ 3 standard
0 extended

IP65

SMD
2835

>20000

30000h

Ra≥80

EMC

Scan QR code for 3D models,
IES files & price.



96GRF51/106022W
96GRF51/1060220
96GRF51/106012W
96GRF51/106012



96GRF52/76022W
96GRF52/760220
96GRF52/76012W
96GRF52/76012

Click on the image & view the price

SPIKE GROUND / WALL FIXTURES, IP65

3 YEARS TOTAL WARRANTY
+ 3 standard
0 extended

IP65

~230V

SMD 2835

>20000

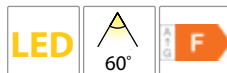
30000h

Ra≥80

EMC

Scan QR code for 3D models, IES files & price.

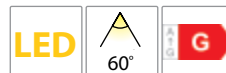
608




warm WHITE 96GRF51/106022W
3000K
neutral WHITE 96GRF51/1060220
4000K



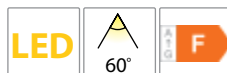
Type: Spike ground fixture/
Wall fixture
Rated voltage: 220V
Power: 10W
Lumens: 900lm
Efficiency: 90lm/W
Body colour: Black
Material: Aluminum



warm WHITE 96GRF52/76022W
3000K
neutral WHITE 96GRF52/760220
4000K



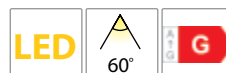
Type: Spike ground fixture/
Wall fixture
Rated voltage: 220V
Power: 7W
Lumens: 650lm
Efficiency: 65lm/W
Body colour: Black
Material: Aluminum




warm WHITE 96GRF51/106012W
3000K
neutral WHITE 96GRF51/106012
4000K



Type: Spike ground fixture/
Wall fixture
Rated voltage: 12V
Power: 10W
Lumens: 900lm
Efficiency: 90lm/W
Body colour: Black
Material: Aluminum



warm WHITE 96GRF52/76012W
3000K
neutral WHITE 96GRF52/76012
4000K



Type: Spike ground fixture
Rated voltage: 12V
Power: 7W
Lumens: 650lm
Efficiency: 65lm/W
Body colour: Black
Material: Aluminum



96GRF53/10822W
96GRF53/108220



96GRF53/156022W
96GRF53/1560220



96GRF54/209022W
96GRF54/2090220

Click on the image & view the price

SPIKE GROUND / WALL FIXTURES, IP65

LED 8°


warm WHITE 3000K

96GRF53/10822W



neutral WHITE 4000K

96GRF53/108220



Type: Spike ground fixture/
Wall fixture
Power: 10W
Lumens: 850lm
Efficiency: 85lm/W
Body colour: Black
Material: Aluminum

LED 60°

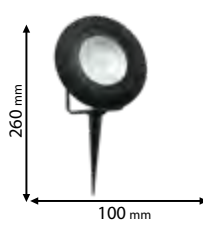
warm WHITE 3000K

96GRF53/156022W



neutral WHITE 4000K

96GRF53/1560220



Type: Spike ground fixture/
Wall fixture
Power: 15W
Lumens: 1350lm
Efficiency: 90lm/W
Body colour: Black
Material: Aluminum

LED 90°

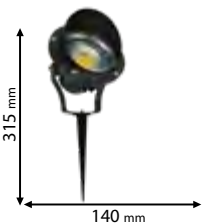
warm WHITE 3000K

96GRF54/209022W



neutral WHITE 4000K

96GRF54/2090220



Type: Spike ground fixture/
Wall fixture
Power: 20W
Lumens: 1760lm
Efficiency: 88lm/W
Body colour: Black
Material: Aluminum

3 YEARS TOTAL WARRANTY
+ 3 standard
0 extended

IP65

12V DC

SMD 2835

>20000

30000h

Ra≥80

EMC

Scan QR code for 3D models, IES files & price.

Recommended bulb



GU10

page 761



96GRF319/BL



96GRF319/GR



96GRF318/BL



96GRF318/GR

Click on the image & view the price

SPIKE GROUND / WALL FIXTURES, IP54

3 YEARS TOTAL WARRANTY
+ 2 standard
1 extended

IP54

~230V

RoHS COMPLIANT

CE

Scan QR code for 3D models, IES files & price.

610

Lamps Not Included  1xGU10




96GRF319/BL



Type: Spike ground fixture
Body colour: Black
Material: UV resistant ABS + PC
Max.: 8W

UV resistant

Lamps Not Included  1xGU10



96GRF319/GR



Type: Spike ground fixture
Body colour: Grey
Material: UV resistant ABS + PC
Max.: 8W

UV resistant

Lamps Not Included  1xGU10



96GRF318/BL



Type: Wall fixture
Body colour: Black
Material: UV resistant ABS + PC
Max.: 8W

UV resistant

Lamps Not Included  1xGU10



96GRF318/GR



Type: Wall fixture
Body colour: Grey
Material: UV resistant ABS + PC
Max.: 8W

UV resistant

Recommended bulb



GU10

page 761

ELMARK

The Brand of Electricity



96GRF316/BL



96GRF316/GR



96GRF317/BL



96GRF317/GR

Click on the image & view the price

SPIKE GROUND / WALL FIXTURES, IP54

Lamps Not Included



96GRF316/BL



Type: Spike ground fixture
Body colour: Black
Material: UV resistant ABS + PC
Max.: 8W

UV resistant

Lamps Not Included



96GRF316/GR



Type: Spike ground fixture
Body colour: Grey
Material: UV resistant ABS + PC
Max.: 8W

UV resistant

Lamps Not Included



96GRF317/BL



Type: Wall fixture
Body colour: Black
Material: UV resistant ABS + PC
Max.: 8W

UV resistant

Lamps Not Included



96GRF317/GR



Type: Wall fixture
Body colour: Grey
Material: UV resistant ABS + PC
Max.: 8W

UV resistant

3 YEARS TOTAL WARRANTY
+ 2 standard
1 extended

IP54

~230V

RoHS COMPLIANT

CE

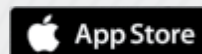
Scan QR code for 3D models, IES files & price.

Download ELMARK BUSINESS APP

from www.elmarkholding.eu or for mobile from



or





96GRF1/915220W
96GRF1/915220
96GRF1/91524WW
96GRF1/91524



96GRF1/1830220W
96GRF1/1830220
96GRF1/183024WW
96GRF1/183024

Click on the image & view the price

RECESSED GROUND FIXTURES, IP67

3 YEARS TOTAL WARRANTY
+ 3 standard, 0 extended

IP67

SMD 2835


>20000

30000h

Ra≥80

EMC

Scan QR code for 3D models, IES files & price.




96GRF1/915220W

96GRF1/915220

warm WHITE 3000K
neutral WHITE 4000K

Type: Ground recessed fixture
Rated voltage: 220V
Power: 9W
Lumens: 800lm
Efficiency: 89lm/W
Body colour: Grey
Height: 95 mm
Material: Aluminum + Tempered glass





96GRF1/91524WW

96GRF1/91524

warm WHITE 3000K
neutral WHITE 4000K

Type: Ground recessed fixture
Rated voltage: 12-24V AC
Power: 9W
Lumens: 800lm
Efficiency: 89lm/W
Body colour: Grey
Height: 95 mm
Material: Aluminum + Tempered glass




96GRF1/1830220W

96GRF1/1830220

warm WHITE 3000K
neutral WHITE 4000K

Type: Ground recessed fixture
Rated voltage: 220V
Power: 18W
Lumens: 1600lm
Efficiency: 89lm/W
Body colour: Grey
Height: 95 mm
Material: Aluminum + Tempered glass



96GRF1/183024WW

96GRF1/183024

warm WHITE 3000K
neutral WHITE 4000K

Type: Ground recessed fixture
Rated voltage: 12-24V AC
Power: 18W
Lumens: 1600lm
Efficiency: 89lm/W
Body colour: Grey
Height: 95 mm
Material: Aluminum + Tempered glass



96GRF1/2445220W
96GRF1/2445220
96GRF1/244524WW
96GRF1/244524




96GRF1/3645220W
96GRF1/3645220
96GRF1/364524WW
96GRF1/364524

Click on the image & view the price

RECESSED GROUND FIXTURES, IP67

LED Δ 45° **F** warm WHITE 3000K
neutral WHITE 4000K


96GRF1/2445220W
96GRF1/2445220



Type: Ground recessed fixture
Rated voltage: 220V
Power: 24W
Lumens: 2100lm
Efficiency: 87lm/W
Body colour: Grey
Height: 95 mm
Material: Aluminum + Tempered glass

LED Δ 45° **F** warm WHITE 3000K
neutral WHITE 4000K


96GRF1/244524WW
96GRF1/244524



Type: Ground recessed fixture
Rated voltage: 24V AC
Power: 24W
Lumens: 2100lm
Efficiency: 87lm/W
Body colour: Grey
Height: 95 mm
Material: Aluminum + Tempered glass

LED Δ 45° **F** warm WHITE 3000K
neutral WHITE 4000K


96GRF1/3645220W
96GRF1/3645220



Type: Ground recessed fixture
Rated voltage: 220V
Power: 36W
Lumens: 3200lm
Efficiency: 89lm/W
Body colour: Grey
Height: 90 mm
Material: Aluminum + Tempered glass

LED Δ 45° **F** warm WHITE 3000K
neutral WHITE 4000K

96GRF1/364524WW
96GRF1/364524



Type: Ground recessed fixture
Rated voltage: 12-24V AC
Power: 36W
Lumens: 3200lm
Efficiency: 89lm/W
Body colour: Grey
Height: 90 mm
Material: Aluminum + Tempered glass

3 YEARS TOTAL WARRANTY
+ 3 standard
0 extended

- IP67
- SMD 2835
- >20000
- 30000h
- Ra≥80
- EMC

Scan QR code for 3D models, IES files & price.



96RAY10/WW
96RAY10/W



96RAY15/WW
96RAY15/W



96RAY20/WW
96RAY20/W

Click on the image
& view the price

RECESSED GROUND FIXTURES, IP67

3 YEARS TOTAL WARRANTY
+ 3 standard
0 extended

IP67

~230V

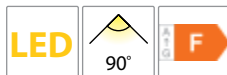
SMD 2835

>20000


30000h

Ra≥80

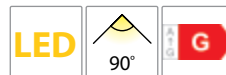
EMC




96RAY10/WW
warm WHITE
3000K
96RAY10/W
neutral WHITE
4000K



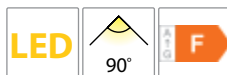
Type: Ground recessed fixture
Power: 10W
Lumens: 890lm
Efficiency: 89lm/W
Body colour: Black
Height: 90 mm
Material: Stainless steel + Aluminum + Tempered glass




96RAY15/WW
warm WHITE
3000K
96RAY15/W
neutral WHITE
4000K



Type: Ground recessed fixture
Power: 15W
Lumens: 1200lm
Efficiency: 80lm/W
Body colour: Black
Height: 90 mm
Material: Stainless steel + Aluminum + Tempered glass



96RAY20/WW
warm WHITE
3000K
96RAY20/W
neutral WHITE
4000K



Type: Ground recessed fixture
Power: 20W
Lumens: 1750lm
Efficiency: 88lm/W
Body colour: Black
Height: 90 mm
Material: Stainless steel + Aluminum + Tempered glass

Scan QR code for 3D models,
IES files & price.



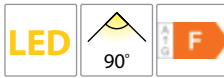
96RAY30/WW
96RAY30/W



96RAY50/WW
96RAY50/W


Click on the image & view the price

RECESSED GROUND FIXTURES, IP67

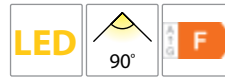


96RAY30/WW

96RAY30/W




Type: Ground recessed fixture
Power: 30W
Lumens: 2800lm
Efficiency: 93lm/W
Body colour: Black
Height: 90 mm
Material: Stainless steel + Aluminum + Tempered glass



96RAY50/WW

96RAY50/W



Type: Ground recessed fixture
Power: 50W
Lumens: 4500lm
Efficiency: 90lm/W
Body colour: Black
Height: 90 mm
Material: Stainless steel + Aluminum + Tempered glass

3 YEARS TOTAL WARRANTY
+ 3 standard
0 extended

IP67

~230V

SMD 2835

>20000

30000h

Ra≥80

EMC

Scan QR code for 3D models, IES files & price.



96RAY24/10WW
96RAY24/10



96RAY24/20WW
96RAY24/20



96RAY24/30WW
96RAY24/30

Click on the image
& view the price

RECESSED GROUND FIXTURES, IP67

3 YEARS TOTAL WARRANTY
+ 3 standard
0 extended

IP67

24V DC

SMD
2835

>20000

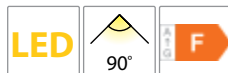
30000h

Ra≥80


EMC

Scan QR code for 3D models,
IES files & price.

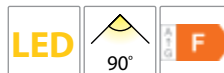
616




warm WHITE 96RAY24/10WW
3000K
neutral WHITE 96RAY24/10
4000K



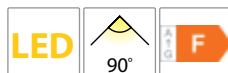
Type: Ground recessed fixture
Rated voltage: 24V DC
Power: 10W
Lumens: 890lm
Efficiency: 89lm/W
Body colour: Grey
Height: 90 mm
Material: Stainless steel + Aluminum + Tempered glass




warm WHITE 96RAY24/20WW
3000K
neutral WHITE 96RAY24/20
4000K



Type: Ground recessed fixture
Rated voltage: 24V DC
Power: 20W
Lumens: 1750lm
Efficiency: 87lm/W
Body colour: Grey
Height: 90 mm
Material: Stainless steel + Aluminum + Tempered glass



warm WHITE 96RAY24/30WW
3000K
neutral WHITE 96RAY24/30
4000K



Type: Ground recessed fixture
Rated voltage: 24V DC
Power: 30W
Lumens: 2800lm
Efficiency: 93lm/W
Body colour: Grey
Height: 90 mm
Material: Stainless steel + Aluminum + Tempered glass



96GRF2/130220WW
96GRF2/130220
96GRF2/13012WW
96GRF2/13012



96GRF3/330220WW
96GRF3/330220
96GRF3/33012WW
96GRF3/33012

Click on the image
& view the price


RECESSED GROUND FIXTURES, IP65



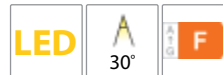
96GRF2/130220WW



96GRF2/130220




Type: Ground recessed fixture
Rated voltage: 220V
Power: 1W
Lumens: 90lm
Body colour: Grey
Height: 80 mm
Material: Stainless steel + Aluminum + Tempered glass




96GRF2/13012WW



96GRF2/13012




Type: Ground recessed fixture
Rated voltage: 12V DC
Power: 1W
Lumens: 90lm
Body colour: Grey
Height: 80 mm
Material: Stainless steel + Aluminum + Tempered glass



96GRF3/330220WW



96GRF3/330220




Type: Ground recessed fixture
Rated voltage: 220V
Power: 3W
Lumens: 260lm
Efficiency: 87lm/W
Body colour: Black
Height: 80 mm
Material: Stainless steel + Aluminum + Tempered glass



96GRF3/33012WW



96GRF3/33012



Type: Ground recessed fixture
Rated voltage: 12V DC
Power: 3W
Lumens: 260lm
Efficiency: 87lm/W
Body colour: Black
Height: 80 mm
Material: Stainless steel + Aluminum + Tempered glass

3 YEARS TOTAL WARRANTY
+ 3 standard
0 extended

IP65

SMD 2835

>20000

30000h

Ra≥80

EMC

Scan QR code for 3D models, IES files & price.



96GRF1/315220W
96GRF1/315220
96GRF1/31524WW
96GRF1/31524



96GRF1/515220W
96GRF1/515220
96GRF1/51524WW
96GRF1/51524

Click on the image & view the price

RECESSED GROUND FIXTURES, IP67

3 YEARS TOTAL WARRANTY
+ 3 standard
0 extended

IP65

~230V

SMD 2835

>20000


30000h

Ra≥80

EMC

Scan QR code for 3D models, IES files & price.

618



100 mm



96GRF1/315220W

warm WHITE
3000K

96GRF1/315220

neutral WHITE
4000K

Type: Ground recessed fixture
Rated voltage: 220V
Power: 3W
Lumens: 270lm
Efficiency: 90lm/W
Body colour: Grey
Height: 60 mm
Material: Aluminum + Tempered glass



100 mm

96GRF1/31524WW

warm WHITE
3000K

96GRF1/31524

neutral WHITE
4000K

Type: Ground recessed fixture
Rated voltage: 12-24V DC
Power: 3W
Lumens: 270lm
Efficiency: 90lm/W
Body colour: Grey
Height: 60 mm
Material: Aluminum + Tempered glass



120 mm


96GRF1/515220W

warm WHITE
3000K

96GRF1/515220

neutral WHITE
4000K

Type: Ground recessed fixture
Rated voltage: 220V
Power: 5W
Lumens: 400lm
Efficiency: 80lm/W
Body colour: Grey
Height: 95 mm
Material: Aluminum + Tempered glass



120 mm

96GRF1/51524WW

warm WHITE
3000K

96GRF1/51524

neutral WHITE
4000K

Type: Ground recessed fixture
Rated voltage: 24V AC
Power: 5W
Lumens: 400lm
Efficiency: 80lm/W
Body colour: Grey
Height: 95 mm
Material: Aluminum + Tempered glass



96GRFLED069/T1W
96GRFLED069/T1



96GRFLED069/T2W
96GRFLED069/T2



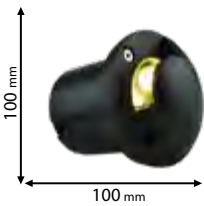
96GRFLED069/T3W
96GRFLED069/T3

Click on the image & view the price

RECESSED GROUND FIXTURES, IP65




96GRFLED069/T1W
warm WHITE
3000K
96GRFLED069/T1
neutral WHITE
4000K



Type: Ground recessed fixture with one light beam
Power: 3W
Lumens: 180lm
Body colour: Black
Height: 100 mm
Material: Aluminum




96GRFLED069/T2W
warm WHITE
3000K
96GRFLED069/T2
neutral WHITE
4000K



Type: Ground recessed fixture with two light beams
Power: 3W
Lumens: 213lm
Body colour: Black
Height: 100 mm
Material: Aluminum



96GRFLED069/T3W
warm WHITE
3000K
96GRFLED069/T3
neutral WHITE
4000K



Type: Ground recessed fixture with three light beams
Power: 3W
Lumens: 232lm
Body colour: Black
Height: 100 mm
Material: Aluminum

3 YEARS TOTAL WARRANTY
+ 3 standard
0 extended

- IP67**
- SMD 2835
- >20000
- 30000h
- Ra≥80
- EMC**

Scan QR code for 3D models, IES files & price.



96GRFLED070/T1W
96GRFLED070/T1



96GRFLED070/T2W
96GRFLED070/T2



96GRFLED070/T3W
96GRFLED070/T3

Click on the image & view the price

RECESSED GROUND FIXTURES, IP65

3 YEARS TOTAL WARRANTY
+ 3 standard, 0 extended

IP65

~230V

SMD 2835

>20000

30000h

Ra≥80

EMC




warm WHITE 96GRFLED070/T1W
3000K
neutral WHITE 96GRFLED070/T1
4000K



Type: Ground recessed fixture with one light beam
Power: 7W
Lumens: 332lm
Body colour: Black
Height: 100 mm
Material: Aluminum




warm WHITE 96GRFLED070/T2W
3000K
neutral WHITE 96GRFLED070/T2
4000K



Type: Ground recessed fixture with two light beams
Power: 7W
Lumens: 412lm
Body colour: Black
Height: 100 mm
Material: Aluminum



warm WHITE 96GRFLED070/T3W
3000K
neutral WHITE 96GRFLED070/T3
4000K



Type: Ground recessed fixture with three light beams
Power: 7W
Lumens: 525lm
Body colour: Black
Height: 100 mm
Material: Aluminum

Scan QR code for 3D models, IES files & price.



96GRFLED071/T1W
96GRFLED071/T1



96GRFLED071/T2W
96GRFLED071/T2



96GRFLED071/T3W
96GRFLED071/T3

Click on the image & view the price

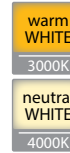
RECESSED GROUND FIXTURES, IP65




96GRFLED071/T1W
96GRFLED071/T1



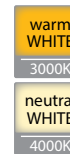
Type: Ground recessed fixture with one light beam
Power: 9W
Lumens: 400lm
Body colour: Black
Height: 100 mm
Material: Aluminum



96GRFLED071/T2W
96GRFLED071/T2



Type: Ground recessed fixture with two light beams
Power: 9W
Lumens: 500lm
Body colour: Black
Height: 100 mm
Material: Aluminum



96GRFLED071/T3W
96GRFLED071/T3



Type: Ground recessed fixture with three light beams
Power: 9W
Lumens: 600lm
Body colour: Black
Height: 100 mm
Material: Aluminum

3 YEARS TOTAL WARRANTY
+ 3 standard
0 extended

- IP65
- ~230V
- SMD 2835
- >20000
- 30000h
- Ra≥80
- EMC**

Scan QR code for 3D models, IES files & price.



96GRF4T1/3220WW
96GRF4T1/3220
96GRF4T1/312WW
96GRF4T1/312



96GRF4T2/3220WW
96GRF4T2/3220
96GRF4T2/312WW
96GRF4T2/312

Click on the image & view the price

RECESSED GROUND FIXTURES, IP65

3 YEAR TOTAL WARRANTY
3 standard-0 extended
+ 0 extended

IP65

SMD 2835


>20000

30000h

Ra≥80

EMC

Scan QR code for 3D models, IES files & price.




warm WHITE 96GRF4T1/3220WW

neutral WHITE 96GRF4T1/3220

3000K

4000K

Type: Ground recessed fixture with one light beam
Rated voltage: 220V
Power: 3W
Lumens: 200lm
Efficiency: 67lm/W
Body colour: Grey
Height: 90 mm
Material: Stainless steel + Aluminum




warm WHITE 96GRF4T1/312WW

neutral WHITE 96GRF4T1/312

3000K

4000K

Type: Ground recessed fixture with one light beam
Rated voltage: 12V DC
Power: 3W
Lumens: 200lm
Efficiency: 67lm/W
Body colour: Grey
Height: 90 mm
Material: Stainless steel + Aluminum




warm WHITE 96GRF4T2/3220WW

neutral WHITE 96GRF4T2/3220

3000K

4000K

Type: Ground recessed fixture with two light beams
Rated voltage: 220V
Power: 3W
Lumens: 200lm
Efficiency: 67lm/W
Body colour: Grey
Height: 90 mm
Material: Stainless steel + Aluminum



warm WHITE 96GRF4T2/312WW

neutral WHITE 96GRF4T2/312

3000K

4000K

Type: Ground recessed fixture with two light beams
Rated voltage: 12V DC
Power: 3W
Lumens: 200lm
Efficiency: 67lm/W
Body colour: Grey
Height: 90 mm
Material: Stainless steel + Aluminum




96GRF4T3/3220WW
96GRF4T3/3220
96GRF4T3/312WW
96GRF4T3/312



96GRF4/524220WW
96GRF4/524220
96GRF4/52412WW
96GRF4/52412

Click on the image
& view the price

RECESSED GROUND FIXTURES, IP65




96GRF4T3/3220WW



96GRF4T3/3220

Type: Ground recessed fixture with three light beams
Rated voltage: 220V
Power: 3W
Lumens: 200lm
Efficiency: 67lm/W
Body colour: Grey
Height: 90 mm
Material: Stainless steel + Aluminum



96GRF4T3/312WW



96GRF4T3/312

Type: Ground recessed fixture with three light beams
Rated voltage: 12V DC
Power: 3W
Lumens: 200lm
Efficiency: 67lm/W
Body colour: Grey
Height: 90 mm
Material: Stainless steel + Aluminum



96GRF4/524220WW



96GRF4/524220

Type: Ground recessed fixture
Rated voltage: 220V
Power: 5W
Lumens: 350lm
Efficiency: 70lm/W
Body colour: Black
Height: 80 mm
Material: Aluminum



96GRF4/52412WW



96GRF4/52412

Type: Ground recessed fixture
Rated voltage: 12V DC
Power: 5W
Lumens: 350lm
Efficiency: 70lm/W
Body colour: Black
Height: 80 mm
Material: Aluminum

3 YEAR TOTAL WARRANTY
3 standard + 0 extended
+ 0 extended

- IP65
- SMD 2835
- >20000
- 30000h
- Ra≥80
- EMC

Scan QR code for 3D models, IES files & price.



96CECI90SQ/BL



96CECI160/BL



96CECI90SQ/GR



96CECI160/GR

Click on the image & view the price

RECESSED GROUND FIXTURES, IP67

5 YEARS TOTAL WARRANTY
+ 3 standard
2 extended

IP67

~230V

SMD 2835

>20000

30000h

Ra≥80

EMC


Scan QR code for 3D models, IES files & price.

624

LED warm WHITE 3000K neutral WHITE 4000K **F**

SETTABLE

45°



96CECI90SQ/BL




Type: Ground recessed fixture
Lamp holder: GU10
Power: 6W
Lumens: 600lm
Efficiency: 100lm/W
Body colour: Black
Height: 127 mm
Material: Resin + frosted diffuser

UV resistant

LED warm WHITE 2700K neutral WHITE 4000K cold WHITE 6500K **E**

SETTABLE

112°



96CECI160/BL




Type: Ground recessed fixture
Lamp holder: GX53
Power: 10W
Lumens: 1200lm
Efficiency: 120lm/W
Body colour: Black
Height: 111 mm
Material: Resin + frosted diffuser

UV resistant

LED warm WHITE 3000K neutral WHITE 4000K **F**

SETTABLE

45°



96CECI90SQ/GR




Type: Ground recessed fixture
Lamp holder: GU10
Power: 6W
Lumens: 600lm
Efficiency: 100lm/W
Body colour: Grey
Height: 127 mm
Material: Resin + frosted diffuser

UV resistant

LED warm WHITE 2700K neutral WHITE 4000K cold WHITE 6500K **E**

SETTABLE

112°



96CECI160/GR



Type: Ground recessed fixture
Lamp holder: GX53
Power: 10W
Lumens: 1200lm
Efficiency: 120lm/W
Body colour: Grey
Height: 111 mm
Material: Resin + frosted diffuser

UV resistant



96CECI90/BL



96CECI90/GR

Click on the image & view the price

RECESSED GROUND FIXTURES, IP67

LED warm WHITE 2700K neutral WHITE 4000K SETTABLE **F**

45°

96CECI90/BL



Type: Ground recessed fixture
Lamp holder: GU10
Power: 3.5W
Lumens: 400lm
Efficiency: 114lm/W
Body colour: Black
Height: 127 mm
Material: Resin



UV resistant

LED warm WHITE 2700K neutral WHITE 4000K SETTABLE **F**

45°

96CECI90/GR



Type: Ground recessed fixture
Lamp holder: GU10
Power: 3.5W
Lumens: 400lm
Efficiency: 114lm/W
Body colour: Grey
Height: 127 mm
Material: Resin



UV resistant



5 YEARS TOTAL WARRANTY
+ 3 standard
2 extended

- IP67
- ~230V
- SMD 2835
- >20000
- 30000h
- Ra≥80
- EMC

Scan QR code for 3D models, IES files & price.



96ALDO/BL



96ALDO/GR



96GRFLED068

Click on the image & view the price

RECESSED GROUND FIXTURES, IP67

5 YEARS TOTAL WARRANTY
+ 3 standard, 2 extended

IP67

~230V

SMD 2835

>20000


30000h

Ra≥80

EMC

LED neutral WHITE 4000K Δ 45° **F**

96ALDO/BL




Type: Ground recessed fixture
Lamp holder: G9
Power: 1.7W
Lumens: 170lm
Efficiency: 100lm/W
Body colour: Black
Height: 50 mm
Material: Resin with opal glass

UV resistant

LED neutral WHITE 4000K Δ 45° **F**

96ALDO/GR




Type: Ground recessed fixture
Lamp holder: G9
Power: 1.7W
Lumens: 170lm
Efficiency: 100lm/W
Body colour: Grey
Height: 50 mm
Material: Resin with opal glass

UV resistant

LED cold WHITE 6000-6500K Δ 45° **G**

96GRFLED068



Type: Ground recessed fixture
Power: 1W
Lumens: 60lm
Body colour: Grey
Height: 61 mm
Material: Stainless steel

Scan QR code for 3D models, IES files & price.

Recommended bulb



GU5.3

page 763

for 96GRF105



GU10

page 761

for 96GRF106



96GRF105



96GRF106

Click on the image & view the price

RECESSED GROUND FIXTURES, IP65

Lamps
Not Included



96GRF105



Type: Ground recessed fixture
Body colour: Satin nickel
Material: PVC + aluminum ring and tempered glass
Max.: 50W

Lamps
Not Included



96GRF106



Type: Ground recessed fixture
Body colour: Satin nickel
Material: PVC + aluminum ring and tempered glass
Max.: 50W

2 YEARS TOTAL WARRANTY
+ 2 standard
0 extended

IP65
~230V
RoHS COMPLIANT
CE



Scan QR code for 3D models, IES files & price.



96GRFLED011WW
96GRFLED011



96GRFLED013WW
96GRFLED013



96GRFLED012WW
96GRFLED012

Click on the image
& view the price

STEP LIGHTS, IP65

3 YEARS TOTAL WARRANTY
+ 3 standard, 0 extended

IP65

~230V

SMD 2835

>20000

30000h

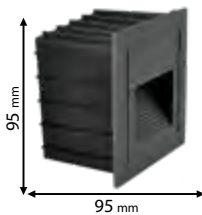
Ra≥80

EMC



warm WHITE 3000K
neutral WHITE 4000K

96GRFLED011WW
96GRFLED011




Type: Recessed step light
Power: 2W
Lumens: 50lm
Body colour: Black
Height: 55 mm
Material: Aluminum



warm WHITE 3000K
neutral WHITE 4000K

96GRFLED013WW
96GRFLED013




Type: Recessed step light
Power: 2W
Lumens: 50lm
Body colour: Black
Height: 55 mm
Material: Aluminum



warm WHITE 3000K
neutral WHITE 4000K

96GRFLED012WW
96GRFLED012



Type: Recessed step light
Power: 2W
Lumens: 50lm
Body colour: Black
Height: 55 mm
Material: Aluminum



Scan QR code for 3D models, IES files & price.



96GRFLED014WW
96GRFLED014




96GRFLED015WW
96GRFLED015

STEP LIGHTS, IP65



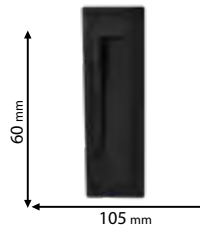
96GRFLED014WW
warm WHITE
3000K
96GRFLED014
neutral WHITE
4000K



Type: Recessed step light
Power: 5W
Lumens: 70lm
Body colour: Black
Height: 55 mm
Material: Aluminum



96GRFLED015WW
warm WHITE
3000K
96GRFLED015
neutral WHITE
4000K



Type: Recessed step light
Power: 5W
Lumens: 70lm
Body colour: Black
Height: 55 mm
Material: Aluminum



Click on the image
& view the price

3 YEARS TOTAL WARRANTY
+ 3 standard
0 extended

IP65

~230V

SMD
2835

>20000

30000h

Ra≥80

EMC

Scan QR code for 3D models,
IES files & price.



96GRFLED016WW
96GRFLED016

Click on the image
& view the price

STEP LIGHTS, IP65

3 YEARS TOTAL WARRANTY
+ 3 standard, 0 extended

IP65

~230V

SMD 2835

>20000


30000h

Ra≥80

EMC




96GRFLED016WW



Type: Recessed step light
Power: 2W
Lumens: 50lm
Body colour: Black
Height: 65 mm
Material: Aluminum



96GRFLED016




Type: Recessed step light
Power: 2W
Lumens: 50lm
Body colour: Black
Height: 65 mm
Material: Aluminum

Scan QR code for 3D models,
IES files & price.

630



96GRFLED001/T1W
96GRFLED001/T1



96GRFLED001/T2W
96GRFLED001/T2



96GRFLED001/T3W
96GRFLED001/T3

STEP LIGHTS, IP65

Click on the image & view the price



warm WHITE 3000K
neutral WHITE 4000K

96GRFLED001/T1W
96GRFLED001/T1




Type: Recessed step light
Power: 1W
Lumens: 70lm
Body colour: Grey
Height: 80 mm
Material: Stainless Steel + Aluminum



warm WHITE 3000K
neutral WHITE 4000K

96GRFLED001/T2W
96GRFLED001/T2




Type: Recessed step light
Power: 1W
Lumens: 70lm
Body colour: Grey
Height: 80 mm
Material: Stainless Steel + Aluminum



warm WHITE 3000K
neutral WHITE 4000K

96GRFLED001/T3W
96GRFLED001/T3



Type: Wall recessed fixture
Power: 1W
Lumens: 70lm
Body colour: Grey
Height: 80 mm
Material: Stainless Steel + Aluminum

3 YEARS TOTAL WARRANTY
+ 3 standard
0 extended

IP65

~230V

SMD 2835

>20000

30000h

Ra≥80

EMC


Scan QR code for 3D models, IES files & price.



96GRFLED003/T1W
96GRFLED003/T1



96GRFLED003/T2W
96GRFLED003/T2



96GRFLED003/T3W
96GRFLED003/T3

Click on the image
& view the price

STEP LIGHTS, IP65

3 YEARS TOTAL WARRANTY
+ 3 standard
0 extended

IP65

~230V

SMD 2835

>20000


30000h

Ra≥80

EMC




warm WHITE 3000K
96GRFLED003/T1W
neutral WHITE 4000K
96GRFLED003/T1



Type: Recessed step light
Power: 3W
Lumens: 95lm
Body colour: Grey
Height: 80 mm
Material: Stainless Steel + Aluminum




warm WHITE 3000K
96GRFLED003/T2W
neutral WHITE 4000K
96GRFLED003/T2



Type: Recessed step light
Power: 3W
Lumens: 95lm
Body colour: Grey
Height: 80 mm
Material: Stainless Steel + Aluminum



warm WHITE 3000K
96GRFLED003/T3W
neutral WHITE 4000K
96GRFLED003/T3



Type: Recessed step light
Power: 3W
Lumens: 95lm
Body colour: Grey
Height: 80 mm
Material: Stainless Steel + Aluminum

Scan QR code for 3D models,
IES files & price.

POOL & UNDERWATER LIGHTING





96PL1/10WW
96PL1/10



96PL4/18WW
96PL4/18



96PL2/18



96PL3/24

Click on the image & view the price

POOL LIGHTS, IP68

3 YEARS TOTAL WARRANTY
+ 3 standard
0 extended

IP68

12V/24V AC

SMD 2835

>20000


30000h

Ra≥80

EMC




96PL1/10WW
warm WHITE
3000K
96PL1/10
neutral WHITE
4000K



Type: Pool lighting
Rated voltage: 12-24V AC/DC
Power: 10W
Lumens: 800lm
Efficiency: 80lm/W
Body colour: White
Height: 28mm
Material: Plastic




96PL4/18WW
warm WHITE
3000K
96PL4/18
neutral WHITE
4000K



Type: Pool lighting
Rated voltage: 12-24V AC/DC
Power: 18W
Lumens: 1700lm
Efficiency: 94lm/W
Body colour: White
Height: 50mm
Material: Plastic



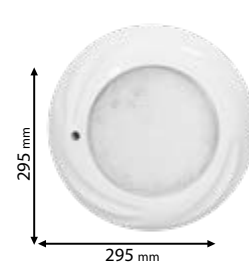
96PL2/18



Type: Pool lighting with remote control
Rated voltage: 12V AC
Power: 18W
Body colour: White
Height: 36mm
Material: Plastic
24 key remote controller



96PL3/24



Type: Pool lighting with remote control
Rated voltage: 12 AC
Power: 24W
Body colour: White
Height: 36mm
Material: Plastic
24 key remote controller

Scan QR code for 3D models, IES files & price.



98LED003RGB




98LED006RGB



98LED012RGB
98LED018RGB

Click on the image
& view the price

POOL LIGHTS WITH REMOTE CONTROL, IP68



98LED003RGB



Type: Pool lighting with remote control
Rated voltage: 12V AC
Power: 3W
Body colour: Grey
Material: Stainless steel
24 key remote controller



98LED006RGB



Type: Pool lighting with remote control
Rated voltage: 12V AC
Power: 6W
Body colour: Grey
Material: Stainless steel
24 key remote controller



98LED012RGB



Type: Pool lighting with remote control
Rated voltage: 12V AC
Power: 12W
Body colour: Grey
Material: Stainless steel
24 key remote controller



98LED018RGB



Type: Pool lighting with remote control
Rated voltage: 12V AC
Power: 18W
Body colour: Grey
Material: Stainless steel
24 key remote controller

3 YEARS TOTAL WARRANTY
+ 3 standard
0 extended

IP68

12V/24V AC

SMD 2835

>20000

30000h

Ra≥80

EMC

Scan QR code for 3D models, IES files & price.



96GRF5/31512WW
96GRF5/31512

Click on the image
& view the price

POOL LIGHTS, IP68

3 YEARS TOTAL WARRANTY
+ 3 standard
0 extended

IP68

12V DC

SMD
2835

>20000

30000h

Ra≥80

EMC

LED warm WHITE 3000K 15° F

96GRF5/31512WW



Type: Ground recessed fixture
Rated voltage: 12V
Power: 3W
Lumens: 260lm
Efficiency: 87lm/W
Body colour: Grey
Height: 100 mm
Material: Stainless Steel + Tempered glass

LED neutral WHITE 4000K 15° F

96GRF5/31512



Type: Ground recessed fixture
Rated voltage: 12V
Power: 3W
Lumens: 260lm
Efficiency: 87lm/W
Body colour: Grey
Height: 100 mm
Material: Stainless Steel + Tempered glass



Scan QR code for 3D models, IES files & price.



96UW6RGB



96UW12RGB



96UW18RGB

Click on the image & view the price

POOL LIGHTS WITH REMOTE CONTROL, IP68




96UW6RGB



Type: Pool lighting with remote control
Rated voltage: 12V AC
Power: 6W
Body colour: Grey
Height: 80 mm
Material: Stainless steel
24 key remote controller




96UW12RGB



Type: Pool lighting with remote control
Rated voltage: 12V AC
Power: 12W
Body colour: Grey
Height: 80 mm
Material: Stainless steel
24 key remote controller



96UW18RGB



Type: Pool lighting with remote control
Rated voltage: 12V AC
Power: 18W
Body colour: Grey
Height: 80 mm
Material: Stainless steel
24 key remote controller

3 YEARS TOTAL WARRANTY
+ 3 standard
0 extended

- IP68
- 12V AC
- SMD 2835
- >20000
- 30000h
- Ra≥80
- EMC

Scan QR code for 3D models, IES files & price.



96FL6RGB
96FL12RGB
96FL18RGB

Click on the image
& view the price

FOUNTAIN LIGHTS WITH REMOTE CONTROL, IP68

3 YEARS TOTAL WARRANTY
+ 3 standard
0 extended

IP68

12V AC

SMD 2835

>20000

30000h

Ra≥80


EMC

Scan QR code for 3D models,
IES files & price.

638




96FL6RGB



Type: LED fountain light with remote control
Rated voltage: 12V AC
Power: 6W
Body colour: Grey
Height: 80 mm
Material: Stainless steel
24 key remote controller




96FL12RGB



Type: LED fountain light with remote control
Rated voltage: 12V AC
Power: 12W
Body colour: Grey
Height: 80 mm
Material: Stainless steel
24 key remote controller



96FL18RGB



Type: LED fountain light with remote control
Rated voltage: 12V AC
Power: 18W
Body colour: Grey
Height: 80 mm
Material: Stainless steel
24 key remote controller

SOLAR LIGHTING





98SOL200



98SOL202

Click on the image & view the price

SOLAR LAMPS WITH SENSOR, IP54

2 YEARS TOTAL WARRANTY
+ 2 standard
0 extended

IP65

IP54

RoHS COMPLIANT

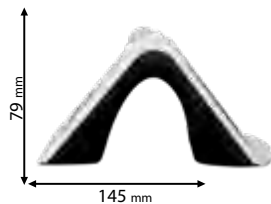

CE

Scan QR code for 3D models, IES files & price.

640



98SOL200



IP54

Type: Solar wall lamp with sensor
LED QTY: 16 (front 14pcs + back 2pcs)
Power: 1.5W
Lumens: 220lm
Solar panel: 0.7- polycrystalline
Battery: 3.7V / 1200mAh Li-ion battery
Body colour: White
Material: ABS + PC, anti UV

Functions:

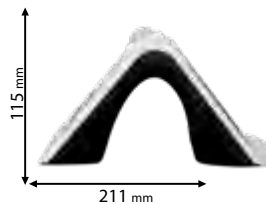
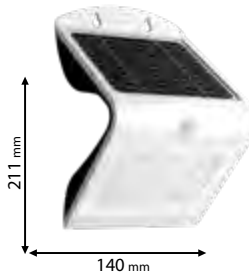
- A- Full brightness+Weak brightness (front and back lights ON);
- B- Full brightness+Weak brightness (front light OFF, back lights ON)
- Auto on at night; Full brightness

Sensor

Detection range: 120°
Detection distance: 6m
Installation height: ≤ 4meters
Battery: 3.7V/ 1200mAh
Time-Delay: 10sec



98SOL202



IP65

Type: Solar Wall Lamp with Sensor
Power: 4W
Lumens: 500lm
Solar Panel: 2.4W 5.5V DC Mono with Glass
Battery: 3.7V/ 2000mAh Li-ion battery
Charging time: 6h
Discharging time: 35h
Body Colour: White
Material: ABS + PC, UV Resistant

Functions:

- A- Full brightness after motion detection and lower when 20sec no motion
- B- Less than 30% energy: Saving mode with 50% brightness by motion detection

Sensor

Detection range: 120°
Detection distance: 6m
Installation height: ≤ 4meters



98SOL305



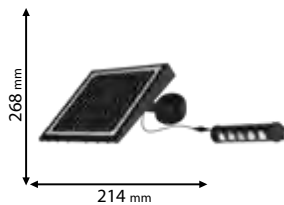
98SOL306

Click on the image
& view the price

SOLAR LAMPS WITH SENSOR, IP65



98SOL305



Type: Multifunction 7 in 1 Solar LED Light
Power: 8W
Lumens: 950lm
Battery: 3.7V/ 4000mAh
18650 Li-ion battery
Charging time: 5h
Discharging time:
• Mode A: till 5 nights
• Mode A: till 3 nights
• Mode B: till 5 nights
Body colour: Black
Material: ABS + PC; V0; UV-Resistant

Installation:
• Integrated Wall Mount
• Split Wall Mount


Functions:
• A- Full brightness after motion detection and lower when 20sec no motion
• B- continuously full brightness. After 5h full brightness after motion detection and lower when 20sec no motion.

Sensor

Detection range: 120°
Detection distance: 8m
Installation height: ≤ 4meters



98SOL306



Type: Solar Wall Lamp
Power: 6W
Lumens: 800lm
Battery: 3.7V/ 3000mAh
18650 Li-ion battery
Charging time: 8h
Discharging time:
Mode A: till 4 nights
Mode B: till 2 nights
Body Colour: Black
Material: ABS + PC; V0; UV-Resistant
Functions:
• A- Full brightness after motion detection and 5% when 20sec no motion
• B- continuously 50% brightness. After 5h full brightness after motion detection and turn off when 20sec no motion

Sensor

Detection range: 120°
Detection distance: 6m
Installation height: ≤ 4meters



3 YEARS TOTAL WARRANTY
+ 3 standard
0 extended

IP65

RoHS COMPLIANT

CE

Scan QR code for 3D models, IES files & price.



98SOL300



98SOL301


Click on the image & view the price

SOLAR FLOODLIGHTS

2 YEARS TOTAL WARRANTY
+ 2 standard
0 extended



98SOL300



Solar flood light with sensor
Power: 5W
Lumens: 500lm
Solar Panel: 2.3Wp Mono-crystalline Silicon Housing
Battery: 3.7V/ 3000mAh Li-ion replaceable battery
Charging time: 8h
Discharging time: 35h
• Mode A: 5h
• Mode B: till 5 nights
Body Colour: Black
Material: ABS + PC; V0;
UV-Resistant


Functions:
• A- Keep Lighting Mode
• B- Sensor Mode

Sensor

Detection range: 120°
Detection distance: 6m
Installation height: ≤ 4meters



98SOL301



Solar flood light with sensor
Power: 10W
Lumens: 1080lm
Solar Panel: 6Wp Mono-crystalline Silicon Housing
Battery: 3.7V/ 7200mAh Li-ion replaceable battery
Charging time: 8h
Discharging time: 35h
• Mode A: 12h
• Mode B: till 5 nights
• Mode C: till 7 nights
Body Colour: Black
Material: ABS + PC; V0;
UV-Resistant

Functions:
• A-30% Constant Bright
• B- Full brightness after motion detection and 3% when 20sec no motion
• C- Full brightness after motion detection and OFF when 20sec no motion

Sensor

Detection range: 120°
Detection distance: 6m
Installation height: ≤ 4meters

Scan QR code for 3D models, IES files & price.

IP65

RoHS COMPLIANT

CE



98SOL307
98SOL308

Click on the image & view the price

SOLAR FLOODLIGHTS



98SOL307



Type: Solar Floodlight
Power: 10W
Lumens: 1300lm
Battery: 3.7V/ 3600mAh Li-ion replaceable battery
Charging time: 8h
Discharging time:
• Mode A: till 3 nights
• Mode B: till 2 nights
Body Colour: Black
Material: ABS + PC; V0;
UV-Resistant

Functions:

- A- Full brightness 30 or 100%
- B- continuously full brightness. After 5h 30% brightness after motion detection and 5% when 20sec no motion

Sensor

Detection range: 120°
Detection distance: 6m
Installation height: ≤ 4meters



98SOL308



Type: Solar Floodlight
Power: 30W
Lumens: 4500lm
Battery: 6.4V/ 6000mAh Li-ion battery
Charging time: 8h
Discharging time:
• Mode A: till 3 nights
• Mode B: till 2 nights
Body Colour: Black
Material: ABS + PC

Functions:

- A- Full brightness 30 or 100%
- B- continuously full brightness. After 5h 30% brightness after motion detection and 5% when 20sec no motion

Sensor

Detection range: 120°
Detection distance: 6m
Installation height: ≤ 4meters



3 YEARS TOTAL WARRANTY
+ 3 standard
0 extended

IP65

RoHS COMPLIANT

CE

Scan QR code for 3D models, IES files & price.



98SOL314

Click on the image & view the price

SOLAR FLOODLIGHTS

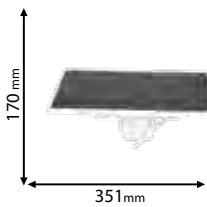
2 YEARS TOTAL WARRANTY
+ 2 standard 0 extended

LED Solar neutral WHITE 4000K Li-ion

98SOL314

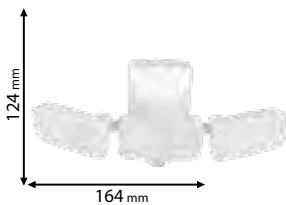


Solar Panel



Type: Solar flood light with sensor
Power: 3x5W
Lumens: 3x500lm
Solar panel: 6V/ 3W
Battery: 3.7V/ 4400mAh
Charging time: 6-8h
Discharging time: >12h
Body Colour: White
Material: ABS + PC

Floodlight



Functions:
Mode 1: When people come, 100% bright, insisting 20s after people going through, then lights off
Mode 2: When people come, 100% brightness lasts for 20s and then becomes 15% till dawn;
Modes 3: 100% brightness lasts for 1minute, 1-10minutes 75% brightness, 10-30minutes 50% brightness, 30minutes-5 hours 15% brightness, 5 hours to 10 hours 5% brightness.

Sensor

Scan QR code for 3D models, IES files & price.

IP54
RoHS COMPLIANT
CE



98SOL309




98SOL310

Click on the image
& view the price



98SOL309



Sensor

Detection range: 120°
Detection distance: 7 m

Type: Solar Garden Bollard Lamp
Power: 5W
Lumens: 400lm
Battery: 3.7V/ 2000mAh 18650 Replace-able Li-ion battery
Charging time: 12h
Discharging time:
• Mode A: till 4 nights
• Mode B: till 2 nights
Body Colour: Black
Material: ABS + PC; V0; UV-Resistant

Installation:

Built-in Soft Lawn
Built-in Concrete ground

Functions:

- A- Light up at night and full brightness after motion detection and lower when 20sec no motion
- B- Automatically light up at night with 50% brightness. After 5h turn to mode A.



98SOL310



Sensor

Detection range: 120°
Detection distance: 7 m

Note: Mounting pole not included

Compatible mounting poles:
93SP60BL
93SP80BL
93SP100BL
93SP120BL

Type: Solar LED Area Light
Power: 20W
Lumens: 2100lm
Solar Panel: Mono-crystalline silicone 11.5W, DC10V
Battery: 6.4V/ 6000mAh 32700 Replace-able Li-ion battery
Charging time: 6h
Discharging time: 32h
Body Colour: Black
Material: ABS + PC; V0; UV-Resistant
Installation Height: 2-4m
Installation Spacing: 10-15m
Effective Projection Surface: 80m²

Functions:

The lamp automatically lights up at night and keep 100% brightness for the first 3 hours, 70% brightness for the next 2 hours, and then 50% brightness till down. With intelligent management system, the lamp will adjust the brightness according to the dynamic capacity of the battery.

2 YEARS TOTAL WARRANTY
+ 2 standard
0 extended

IP54

RoHS COMPLIANT

CE

Scan QR code for 3D models, IES files & price.



98SOL313



98SOL312

Click on the image
& view the price

SOLAR LIGHTS, IP54

2 YEARS TOTAL WARRANTY
+ 2 standard
0 extended



98SOL313




Type: Solar Hand Lamp
Power: 3W
Lumens: 500lm
Beam angle: 180°
Solar panel: 5V/ 1.5W
Battery: 3.7V/ 2000mAh
Charging time: 6-8h
Discharging time: >12h
Body Colour: Black
Material: ABS + PC

Functions:

4-modes available controlled by on-off switch 100% -50% -20%-RGB flash by pressing switch, after long press light off



98SOL312



Type: Solar Wall Lamp with Sensor
Power: 3W
Lumens: 500lm
Beam angle: 180°
Solar panel: 5V/ 1.5W
Battery: 3.7V/ 2000mAh
Charging time: 6-8h
Discharging time: >12h
Body Colour: Black
Material: ABS + PC

Functions:

Level 1: people come 100% brightness, last for 20s then light off after people leave
Level 2: people come 100% brightness, last for 20s then 15% dim light after people leave
Level 3: 100% brightness in 1minute, 1-10minutes 75% brightness, 10-30minutes keep 50% brightness, 30minutes - 5 hours, 15% brightness, 5-10hours 5% brightness.

Scan QR code for 3D models, IES files & price.

IP54
RoHS COMPLIANT
CE



98SOL311



98SOL315


Click on the image & view the price

SOLAR LIGHTS, IP54 & SOLAR LAWN LAMP, IP44

LED **Solar** neutral WHITE 4000K Li-ion

IP54

98SOL311



Type: Solar Garden lamp
Power: 3W
Lumens: 500lm
Beam angle: 180°
Solar panel: 5V/ 1.5W
Battery: 3.7V/ 2000mAh
Charging time: 6-8h
Discharging time: > 12h
Body Colour: Black
Material: ABS + PC

Functions:

Level 1: Steady light on: 50% brightness for the 1st hour, 20% brightness for the 2nd-6th hours, 5% brightness until dawn
Level 2: 100% brightness for the 1st 1minute, 75% brightness for the following 10minutes, 10-30minutes keep 50% brightness, 30minutes - 5 hours, 20% brightness, 5-10hours 5% brightness.

LED **Solar** neutral WHITE 4000K Li-ion

IP44

98SOL315



Type: Solar lawn lamp
Power: 3W
Lumens: 330lm
Solar panel: 5V/ 2W
Battery: 1200mAh removable
Charging time: 10h
Discharging time: > 12h
Body Colour: Black
Material: Alu Railing + Plastic body + PC diffuser

Functions:

Mode A: Touch the switch to turn on the light at 35lm
Mode B: Touch the switch to move on the light at 140lm
Mode C: Touch the switch to move on the light at 330lm

2 YEARS TOTAL WARRANTY
+ 2 standard
0 extended

IP54

IP44

RoHS COMPLIANT

CE

Scan QR code for 3D models, IES files & price.



98SOL96


Click on the image
& view the price

SOLAR LIGHTS, IP54

2 YEARS TOTAL WARRANTY
+ 2 standard
0 extended

LED	Solar	warm WHITE 1500-1800K	360°
------------	--------------	-----------------------------	------

98SOL96



Type: Solar torch light
LED QTY: 51 pcs
Power: max 1W
Lumens: 20lm
Battery: 3.7V/1200mAh
Solar panel: 5.5V/0.66W
Charging time: 8h
Working time: 8h
Body colour: Black
Material: ABS+PC

IP44

RoHS
COMPLIANT

CE



Scan QR code for 3D models,
IES files & price.



98SOL5420



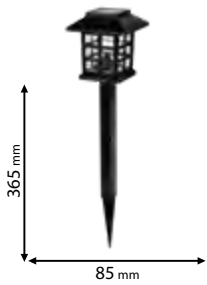
98SOL5520

Click on the image
& view the price

SOLAR PATHWAY LIGHTS, IP44



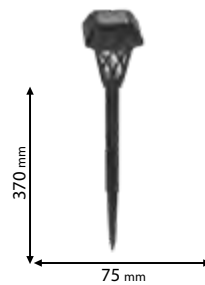
98SOL5520



Type: Solar pathway light
Power: 0.06W
Lumens: 1lm
Solar panel: Amorphous
Battery: Ni-Mh/100mAh AAA 1.2V
Working time: 8h
Body colour: Black
Material: Plastic



98SOL5420



Type: Solar pathway light
Power: 0.06W
Lumens: 1lm
Solar panel: Amorphous
Battery: Ni-Mh/100mAh AA 1.2V
Working time: 8h
Body colour: Black
Material: Plastic



1 YEARS TOTAL WARRANTY
+ 1 standard
0 extended

IP44

RoHS COMPLIANT

CE

Scan QR code for 3D models,
IES files & price.



98SOL9620




98SOL23310

Click on the image & view the price

SOLAR PATHWAY LIGHTS, IP44

1 YEARS TOTAL WARRANTY
+ 1 standard
0 extended



98SOL9620



Type: Solar pathway light
Power: 0.06W
Lumens: 1lm
Solar panel: Amorphous
Battery: Ni-Mh/100mAh AAA 1.2V
Working time: 8h
Body colour: Black
Material: Plastic



98SOL23310



Type: Solar pathway light
Power: 0.08W
Lumens: 2lm
Solar panel: Amorphous
Battery: Ni-Mh AAA 2V
Working time: 8h
Body colour: Black
Material: Plastic

IP44

RoHS COMPLIANT

CE

Scan QR code for 3D models, IES files & price.



98SOL23357



98SOL11088



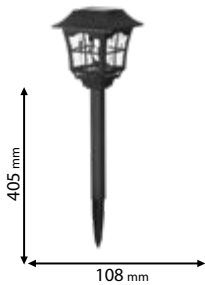
98SOL11103

Click on the image
& view the price

SOLAR PATHWAY LIGHTS, IP44




98SOL23357



Type: Solar pathway light
Power: 0.2W
Lumens: 10lm
Solar panel: Polycrystalline
Battery: Ni-Mh/500mAh
Working time: 8h
Body colour: Black
Material: Plastic




98SOL11088



Type: Solar pathway light
Power: 0.3W
Lumens: 10lm
Solar panel: Polycrystalline
Battery: Ni-Mh/900mAh
Working time: 8h
Body colour: Grey
Material: Stainless steel



98SOL11103



Type: Solar pathway light
Power: 0.16W
Lumens: 8lm
Solar panel: Polycrystalline
Battery: Ni-Mh/400mAh
Working time: 8h
Body colour: Grey
Material: Stainless steel

2 YEARS TOTAL WARRANTY
+ 2 standard
0 extended

IP44

RoHS COMPLIANT

CE

Scan QR code for 3D models,
IES files & price.



98SOL3122



98SOL6721



98SOL6921

Click on the image & view the price

SOLAR PATHWAY LIGHTS, IP44

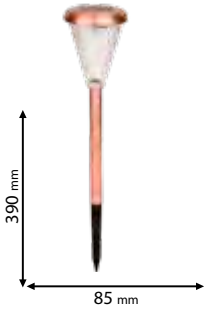
1 YEARS TOTAL WARRANTY
+ 1 standard
0 extended

IP44

RoHS COMPLIANT

CE

Scan QR code for 3D models, IES files & price.



98SOL3122



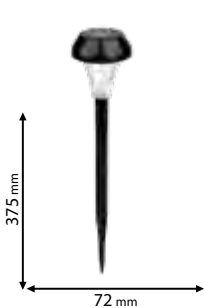
Type: Solar pathway light
Power: 0.06W
Lumens: 1lm
Solar panel: Amorphous
Battery: Ni-Mh/100mAh AAA 1.2V
Working time: 8h
Body colour: Brass
Material: Stainless steel + Plastic



98SOL6721



Type: Solar pathway light
Power: 0.06W
Lumens: 1lm
Solar panel: Amorphous
Battery: Ni-Mh/200mAh AA 1.2V
Working time: 8h
Body colour: Silver
Material: Stainless steel + Plastic



98SOL6921



Type: Solar pathway light
Power: 0.06W
Lumens: 1lm
Solar panel: Amorphous
Battery: Ni-Mh/100mAh AAA 1.2V
Working time: 8h
Body colour: Black
Material: Stainless steel + Plastic



98SOL8120



98SOL5821



98SOL4320

Click on the image
& view the price

SOLAR PATHWAY LIGHTS, IP44




98SOL8120



Type: Solar pathway light
Power: 0.06W
Lumens: 1lm
Solar panel: Amorphous
Battery: Ni-Mh/40mAh button battery 1.2V
Working time: 8h
Body colour: Black
Material: Plastic




98SOL5821



Type: Solar pathway light
Power: 0.24W
Lumens: 4lm
Solar panel: Amorphous
Battery: Ni-Mh/200mAh AA 1.2V
Working time: 8h
Body colour: Silver
Material: Plastic



98SOL4320



Type: Solar pathway light
Power: 0.5W
Lumens: 15lm
Solar panel: Polycrystalline
Battery: NI-MH AA 300mAh 1.2V
Working time: 8h
Body colour: Black
Material: Plastic

1 YEARS TOTAL WARRANTY
+ 1 standard
0 extended

IP44
RoHS COMPLIANT
CE

Scan QR code for 3D models,
IES files & price.



98SOL23276



98SOL4321


Click on the image
& view the price

SOLAR PATHWAY LIGHTS

2 YEARS TOTAL WARRANTY
+ 2 standard
0 extended

LED Solar IP44 Li-ion

98SOL23276



Type: Solar pathway light
Power: 0.4W
Lumens: 25lm
Solar panel: Polycrystalline
Battery: 14430 LiFePO4 400mAh
Working time: 8h
Body colour: Black
Material: Plastic

LED Solar IP65

98SOL4321



Type: Solar pathway light
Power: 5W
Functions: Light control +
Switch. Automatic time-sharing
brightness

RoHS COMPLIANT
CE

Scan QR code for 3D models,
IES files & price.



98SOL134




98SOL149

Click on the image & view the price

SOLAR PATHWAY LIGHTS



98SOL134



Type: Solar Light
Lumens: 200/100/50lm
Solar panel: Monocrystal 5.5V/250mAh
Battery: Lithium 3.7V/2500mAh 18650
Working time: 2h with 200lm/ 5h with 100lm/ 8h with 50lm
Body colour: Black
Material: ABS & Stainless Steel



98SOL149



Type: Motion Sensor Solar Light
Lumens: 250lm
Solar panel: Monocrystal 5.5V/2.5W
Battery: Lithium 3.7V/2500mAh 18650
Working time: 8h
Body colour: Black
Material: ABS & Stainless Steel
Detection Distance: 5-8m

3 YEARS TOTAL WARRANTY
+ 3 standard 0 extended



Scan QR code for 3D models, IES files & price.






98SOL41071



98SOL41073



98SOL41030

Click on the image & view the price

SOLAR DRIVEWAY & GROUND LIGHTS


2 YEARS TOTAL WARRANTY
+ 2 standard
0 extended

RoHS COMPLIANT
CE

Scan QR code for 3D models, IES files & price.

LED Solar IP44


98SOL41071



Type: Solar driveway light
Power: 0.3W
Lumens: 10lm
Solar panel: Polycrystalline
Battery: Ni-Mh/ 900mAh
Working time: 8h
Body colour: Grey
Material: Aluminum

LED Solar IP44


98SOL41073




Type: Solar driveway light
Power: 0.3W/2V
Lumens: 10lm
Solar panel: Polycrystalline
Battery: Ni-Mh/ 900mAh
Working time: 8h
Body colour: Grey
Material: Metal + Plastic

LED Solar IP65 Li-ion

98SOL41030



Type: Solar recessed ground light
Power: 3W
Lumens: 50lm
Solar panel: 6V/0.6W Polycrystalline
Battery: 2Ah, 3.7V LiFePO4 18650
Working time: 8-12h
Charging time: 4-5h
Body colour: Grey
Material: Stainless steel





98SOL41072



98SOL148



98SOL146

Click on the image
& view the price

SOLAR WALL LAMPS, IP65



98SOL41072



Type: Solar wall light
Power: 300W
Lumens: 1000lm
Solar panel: 6V/13W Polycrystalline
Battery: 3.2V/10Ah LiFePO4 32650
Working time: 8-12h
Controller

Note: Mounting pole not included
Compatible mounting poles with
D60mm: 93SP60BL; 93SP80BL;
93SP100BL; 93SP120BL




98SOL148



Type: Motion Sensor Solar Light
Lumens: 250lm
Solar panel: Monocrystal 5.5V/2.5W
Battery: Lithium 3.7V/2500mAh
18650
Working time: 8h
Body colour: Black
Material: ABS + Stainless Steel
Detection Distance: 5-8m



98SOL146



Type: Motion Sensor Solar Light
Lumens: 100lm
Solar panel: Monocrystal
5V/100mAh
Battery: Lithium 3.7V/500mAh
14500
Working time: 8h
Body colour: Black
Material: Aluminum
Detection Distance: 5-8m

3 YEARS TOTAL WARRANTY
+ 3 standard
0 extended

IP65
RoHS COMPLIANT
CE

Scan QR code for 3D models,
IES files & price.



98SOL23423



98SOL23429


Click on the image & view the price

SOLAR WALL LAMPS, IP44

2 YEARS TOTAL WARRANTY
+ 2 standard
0 extended




98SOL23423



Type: Solar wall light
Power: 0.8W
Lumens: 30m
Solar panel: Monocrystalline
Battery: LiFePO4/800mAh 18500 4.5V
Working time: 8h
Body colour: Black
Material: Plastic



98SOL23429



Type: Solar wall light
Power: 0.12W
Lumens: 6lm
Solar panel: Amorphous
Battery: Ni-Mh/ 300mAh 2V
Working time: 8h
Body colour: Grey
Material: Plastic


IP44

RoHS COMPLIANT

CE

Scan QR code for 3D models, IES files & price.





98SOL23428




98SOL23456

Click on the image
& view the price

SOLAR WALL LAMPS, IP44



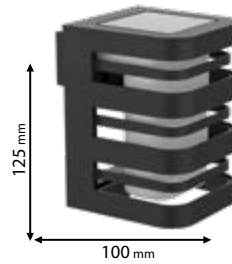
98SOL23428



Type: Solar wall light
Power: 0.3W
Lumens: 10m
Solar panel: Monocrystalline
Battery: Ni-Mh/ 900mAh 2V
Working time: 8h
Body colour: Black
Material: Plastic



98SOL23456



Type: Solar wall light
Power: 0.42W/2V
Lumens: 15lm
Solar panel: Polycrystalline
Battery: AA Ni-Mh/1000mAh
Working time: 8h
Body colour: Black
Material: Plastic

2 YEARS TOTAL WARRANTY
+ 2 standard
0 extended

IP44

RoHS COMPLIANT

CE



Scan QR code for 3D models, IES files & price.



98SOL23379



98SOL23405

Click on the image & view the price

SOLAR WALL LANTERNS, IP44

2 YEARS TOTAL WARRANTY
+ 2 standard
0 extended




98SOL23379



Type: Solar wall light
Power: 0.3W/2V
Lumens: 10lm
Solar panel: Polycrystalline
Battery: AA Ni-Mh/900mAh
Working time: 8h
Body colour: Black
Material: Plastic



98SOL23405



Type: Solar wall light
Power: 0.3W/2V
Lumens: 10lm
Solar panel: Polycrystalline
Battery: AA Ni-Mh/900mAh
Working time: 8h
Body colour: Black
Material: Plastic



Scan QR code for 3D models, IES files & price.

IP44
RoHS COMPLIANT
CE



98SOL23357W



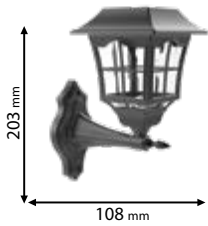
98SOL316

Click on the image
& view the price

SOLAR WALL LAMPS, IP44



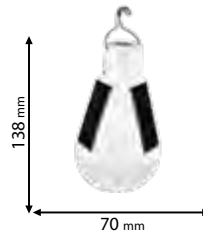
98SOL23357W



Type: Solar wall light
Power: 0.2W
Lumens: 10lm
Solar panel: Polycrystalline
Battery: Ni-Mh/500mAh
Working time: 8h
Body colour: Black
Material: Plastic



98SOL316



Type: Solar camping lamp
Power: 4W
Lumens: 300lm
Battery: 1800mAh removable
Charging time: 4h
Discharging time: >2h
Body Colour: White
Material: PC + ABS
Functions:
Mode A: 100% brightness
Mode B: 40% brightness
Mode C: Flash

3 YEARS TOTAL WARRANTY
+ 3 standard
0 extended

IP44

RoHS COMPLIANT

CE

Scan QR code for 3D models,
IES files & price.



98SOL23439



98SOL23451


Click on the image & view the price

SOLAR STRING LIGHTS, IP54

2 YEARS TOTAL WARRANTY
+ 2 standard
0 extended



98SOL23439



Cable length 3000 mm

Type: Solar string lights
Lighting fixtures QTY: 8pcs
Power: 0.6W
Lumens: 24lm
Solar panel: Polycrystalline
Battery: 2x Ni-Mh/900mAh
Working time: 8h
Material: Plastic



98SOL23451



Cable length 4300 mm

Type: Solar string lights
Lighting fixtures QTY: 8pcs
Power: 0.6W
Lumens: 24lm
Solar panel: Polycrystalline
Battery: 2x Ni-Mh/900mAh
Working time: 8h
Material: Plastic



Scan QR code for 3D models, IES files & price.

IP54
RoHS COMPLIANT
CE



98SOL23204C

Click on the image
& view the price

SOLAR STRING LIGHTS, IP44



98SOL23204C



Cable length 13 m

Type: Solar string lights
Lighting fixtures QTY: 100pcs
Power: 0.5W
Solar panel: Polycrystalline
Battery: Ni-Mh/1200mAh
Working time: 8h
Material: Plastic



2 YEARS TOTAL WARRANTY
+ 2 standard
0 extended

IP44
RoHS COMPLIANT
CE

Scan QR code for 3D models,
IES files & price.



98SOL103



98SOL104



98SOL105



98SOL106

SOLAR STREET LIGHTS WITH SENSOR, IP65

Click on the image & view the price

2 YEARS TOTAL WARRANTY
+ 2 standard
0 extended



98SOL103



Type: Solar street light with remote control
Power: 30W
Lumens: 360lm
Solar panel: 5V/7W
Battery: 3.2V/5000mAh
Body colour: Black
Material: ABS

Function: Light sensor; Control ON/OFF and dimmable via remote control



98SOL104



Type: Solar street light with remote control
Power: 60W
Lumens: 720lm
Solar panel: 5V/11W
Battery: 3.2V/10000mAh
Body colour: Black
Material: ABS

Function: Light sensor; Control ON/OFF and dimmable via remote control



98SOL105



Type: Solar street light with remote control
Power: 90W
Lumens: 1080lm
Solar panel: 5V/14W
Battery: 3.2V/15000mAh
Body colour: Black
Material: ABS

Function: Light sensor; Control ON/OFF and dimmable via remote control



98SOL106



Type: Solar street light with remote control
Power: 120W
Lumens: 1440lm
Solar panel: 5V/18W
Battery: 3.2V/20000mAh
Body colour: Black
Material: ABS

Function: Light sensor; Control ON/OFF and dimmable via remote control



Scan QR code for 3D models, IES files & price.

IP65

SMD

5730

RoHS COMPLIANT

CE



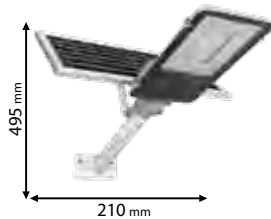
98SOL110
98SOL111
98SOL112

Click on the image & view the price

SOLAR STREET LIGHTS WITH REMOTE CONTROL, IP65



98SOL110

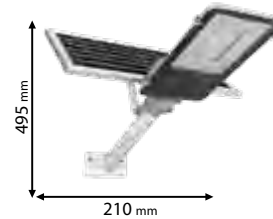


Type: Solar street light with remote control
Power: 100W
Lumens: 1100lm
Solar panel: 6V/25W Monocrystalline
Battery: 20Ah/3.2V LiFePo4 32650
Body colour: Grey
Material: Aluminum

Functions: Time sharing brightness, Automatic light control, Cable free installation



98SOL111

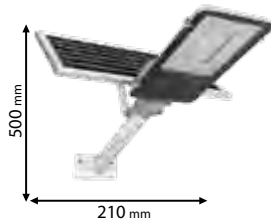


Type: Solar street light with remote control
Power: 200W
Lumens: 2000lm
Solar panel: 6V/35W Monocrystalline
Battery: 30Ah/3.2V LiFePo4 32650
Body colour: Grey
Material: Aluminum

Functions: Time sharing brightness, Automatic light control, Cable free installation



98SOL112



Type: Solar street light with remote control
Power: 300W
Lumens: 2700lm
Solar panel: 6V/45W Monocrystalline
Battery: 40Ah/3.2V LiFePo4 32650
Body colour: Grey
Material: Aluminum

Functions: Time sharing brightness, Automatic light control, Cable free installation

2 YEARS TOTAL WARRANTY
+ 2 standard
0 extended

IP65

SMD
5730

RoHS COMPLIANT

CE

Scan QR code for 3D models, IES files & price.



FLOODLIGHTS



*Options with emergency kit



page 711



98HELIOS10



98HELIOS20



98HELIOS30



98HELIOS50

Click on the image & view the price

FLOODLIGHTS, IP65

2 YEARS TOTAL WARRANTY
+ 2 standard 0 extended

IP65

~230V

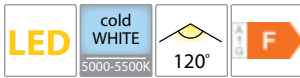
SMD 2835

15000h

Ra>70

EMC


Scan QR code for 3D models, IES files & price.



98HELIOS10



Type: LED Floodlight
Power: 10W
Lumens: 800lm
Efficiency: 80lm/W
Body colour: Black
Material: Aluminum casting
LED driver: Mounted in the body



98HELIOS20



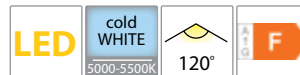

Type: LED Floodlight
Power: 20W
Lumens: 1600lm
Efficiency: 80lm/W
Body colour: Black
Material: Aluminum casting
LED driver: Mounted in the body



98HELIOS30



Type: LED Floodlight*
Power: 30W
Lumens: 2400lm
Efficiency: 80lm/W
Body colour: Black
Material: Aluminum casting
LED driver: Mounted in the body



98HELIOS50



Type: LED Floodlight*
Power: 50W
Lumens: 4000lm
Efficiency: 80lm/W
Body colour: Black
Material: Aluminum casting
LED driver: Mounted in the body



*Options with emergency kit



page 711

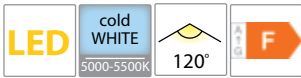
stellor




98HELIOS100
98HELIOS150
98HELIOS200

Click on the image & view the price

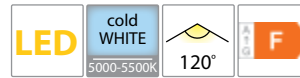
FLOODLIGHTS, IP65



98HELIOS100



Type: LED Floodlight*
Power: 100W
Lumens: 8000lm
Efficiency: 80lm/W
Body colour: Black
Material: Aluminum casting
LED driver: Mounted in the body




98HELIOS150



Type: LED Floodlight
Power: 150W
Lumens: 10000lm
Efficiency: 67lm/W
Body colour: Black
Material: Aluminum casting
LED driver: Mounted in the body



98HELIOS200



Type: LED Floodlight
Power: 200W
Lumens: 12000lm
Efficiency: 60lm/W
Body colour: Black
Material: Aluminum casting
LED driver: Mounted in the body

OUTDOOR | HELIOS

2 YEARS TOTAL WARRANTY
+ 2 standard
0 extended

- IP65
- ~230V
- SMD 2835
- 15000h
- Ra>70
- EMC

Scan QR code for 3D models, IES files & price.

*Options with emergency kit



page 670



98HELIOS20SEN



98HELIOS30SEN



98HELIOS50SEN

Click on the image & view the price

FLOODLIGHTS WITH SENSOR, IP65

2 YEARS TOTAL WARRANTY
+ 2 standard
0 extended

IP65

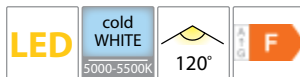
~230V

SMD
2835

15000h

Ra>70

EMC



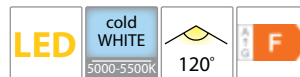
98HELIOS20SEN



Type: Floodlight with sensor
Power: 20W
Lumens: 1600lm
Efficiency: 80lm/W
Body colour: Black
Material: Aluminum casting
LED driver: Mounted in the body

Sensor

Detection range: 120°
Detection distance: max. 8m (±2 m)
Ambient light: 25±10 lux
Time setting: 140±20 s



98HELIOS30SEN



Type: Floodlight with sensor*
Power: 30W
Lumens: 2400lm
Efficiency: 80lm/W
Body colour: Black
Material: Aluminum casting
LED driver: Mounted in the body

Sensor

Detection range: 120°
Detection distance: max. 8m (±2 m)
Ambient light: 25±10 lux
Time setting: 140±20 s



98HELIOS50SEN



Type: Floodlight with sensor*
Power: 50W
Lumens: 4000lm
Efficiency: 80lm/W
Body colour: Black
Material: Aluminum casting
LED driver: Mounted in the body

Sensor

Detection range: 120°
Detection distance: max. 8m (±2 m)
Ambient light: 25±10 lux
Time setting: 140±20 s

Scan QR code for 3D models, IES files & price.

*Options with emergency kit



page 712

stellor



98HELIOS10/WH



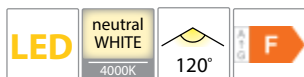
98HELIOS20/WH



98HELIOS30/WH

Click on the image & view the price

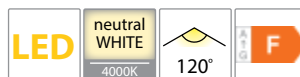

FLOODLIGHTS, IP65



98HELIOS10/WH



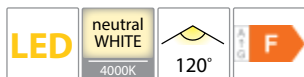

Type: LED Floodlight
 Power: 10W
 Lumens: 800lm
 Efficiency: 80lm/W
 Body colour: White
 Material: Aluminum casting
 LED driver: Mounted in the body



98HELIOS20/WH




Type: LED Floodlight
 Power: 20W
 Lumens: 1600lm
 Efficiency: 80lm/W
 Body colour: White
 Material: Aluminum casting
 LED driver: Mounted in the body



98HELIOS30/WH



Type: LED Floodlight*
 Power: 30W
 Lumens: 2400lm
 Efficiency: 80lm/W
 Body colour: White
 Material: Aluminum casting
 LED driver: Mounted in the body



2 YEARS TOTAL WARRANTY
 + 2 standard
 0 extended

IP65

~230V

SMD
2835

15000h

Ra>70

EMC

Scan QR code for 3D models, IES files & price.

*Options with emergency kit



page 712



98HELIOS50/WH



98HELIOS100/WH

Click on the image & view the price

FLOODLIGHTS, IP65

2 YEARS TOTAL WARRANTY
+ 2 standard 0 extended

IP65

~230V

SMD 2835


15000h

Ra>70

EMC

LED neutral WHITE 4000K 120° F

98HELIOS50/WH



Type: LED Floodlight*
Power: 50W
Lumens: 4000lm
Efficiency: 80lm/W
Body colour: White
Material: Aluminum casting
LED driver: Mounted in the body

LED neutral WHITE 4000K 120° F

98HELIOS100/WH



Type: LED Floodlight*
Power: 100W
Lumens: 8000lm
Efficiency: 80lm/W
Body colour: White
Material: Aluminum casting
LED driver: Mounted in the body

Scan QR code for 3D models, IES files & price.

*Options with emergency kit



page 712

ELMARK
The Brand of Electricity



98VEGA10SLIM



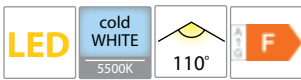
98VEGA20SLIM



98VEGA30SLIM

Click on the image & view the price

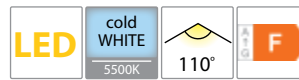

FLOODLIGHTS, IP65



98VEGA10SLIM



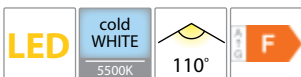

Type: LED Floodlight
Power: 10W
Lumens: 900lm
Efficiency: 90lm/W
Body colour: Black
Material: Plastic+Aluminum
LED driver: Mounted in the body



98VEGA20SLIM




Type: LED Floodlight
Power: 20W
Lumens: 1800lm
Efficiency: 90lm/W
Body colour: Black
Material: Plastic+Aluminum
LED driver: Mounted in the body



98VEGA30SLIM



Type: LED Floodlight*
Power: 30W
Lumens: 2700lm
Efficiency: 90lm/W
Body colour: Black
Material: Plastic+Aluminum
LED driver: Mounted in the body



5 YEARS TOTAL WARRANTY
+ 3 standard
+ 2 extended

IP65

~230V

LED
SMD

20000h

Ra>70

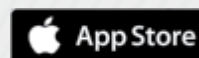
EMC

Scan QR code for 3D models,
IES files & price.

Download from www.elmarkholding.eu or for mobile from



or



673

OUTDOOR | VEGA SLIM

*Options with emergency kit



page 712



98VEGA50SLIM



98VEGA100SLIM



98VEGA150SLIM



98VEGA200SLIM

Click on the image & view the price

FLOODLIGHTS, IP65

5 YEARS TOTAL WARRANTY
+ 3 standard
2 extended

IP65

~230V

LED
SMD

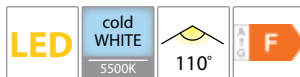
20000h

Ra>70

EMC

Scan QR code for 3D models,
IES files & price.

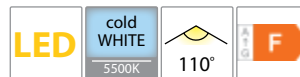
674



98VEGA50SLIM



Type: LED Floodlight*
Power: 50W
Lumens: 4500lm
Efficiency: 90lm/W
Body colour: Black
Material: Plastic+Aluminum
LED driver: Mounted in the body




98VEGA100SLIM



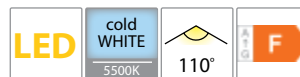
Type: LED Floodlight*
Power: 100W
Lumens: 9000lm
Efficiency: 90lm/W
Body colour: Black
Material: Plastic+Aluminum
LED driver: Mounted in the body




98VEGA150SLIM



Type: LED Floodlight
Power: 150W
Lumens: 13500lm
Efficiency: 90lm/W
Body colour: Black
Material: Plastic+Aluminum
LED driver: Mounted in the body



98VEGA200SLIM



Type: LED Floodlight
Power: 200W
Lumens: 18500lm
Efficiency: 92lm/W
Body colour: Black
Material: Plastic+Aluminum
LED driver: Mounted in the body

*Options with emergency kit



page 713



98VEGA10SENSLIM



98VEGA20SENSLIM



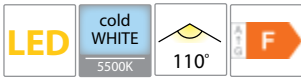
98VEGA30SENSLIM



98VEGA50SENSLIM

Click on the image & view the price

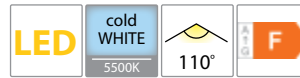
FLOODLIGHTS, IP65



98VEGA10SENSLIM



Type: Floodlight with sensor
Power: 10W
Lumens: 900lm
Efficiency: 90lm/W
Body colour: Black
Material: Plastic+Aluminum
LED driver: Mounted in the body
Sensor
Detection range: 110°
Detection distance: max. 8m
Ambient light: 50 lux
Detection Motion Speed: 0.6-1.5m/s



98VEGA20SENSLIM



Type: Floodlight with sensor
Power: 20W
Lumens: 1800lm
Efficiency: 90lm/W
Body colour: Black
Material: Plastic+Aluminum
LED driver: Mounted in the body
Sensor
Detection range: 110°
Detection distance: max. 8m
Ambient light: 50 lux
Detection Motion Speed: 0.6-1.5m/s



98VEGA30SENSLIM



Type: Floodlight with sensor*
Power: 30W
Lumens: 2700lm
Efficiency: 90lm/W
Body colour: Black
Material: Plastic+Aluminum
LED driver: Mounted in the body
Sensor
Detection range: 110°
Detection distance: max. 8m
Ambient light: 50 lux
Detection Motion Speed: 0.6-1.5m/s



98VEGA50SENSLIM



Type: Floodlight with sensor*
Power: 50W
Lumens: 4500lm
Efficiency: 90lm/W
Body colour: Black
Material: Plastic+Aluminum
LED driver: Mounted in the body
Sensor
Detection range: 110°
Detection distance: max. 8m
Ambient light: 50 lux
Detection Motion Speed: 0.6-1.5m/s



OUTDOOR | VEGA SLIM

5 YEARS TOTAL WARRANTY
+ 3 standard
2 extended

- IP65
- ~230V
- LED SMD
- 20000h
- Ra>70
- EMC

Scan QR code for 3D models, IES files & price.

*Options with emergency kit



page 713



98VEGA10SLIM/WH



98VEGA20SLIM/WH



98VEGA30SLIM/WH

Click on the image & view the price

FLOODLIGHTS, IP65

5 YEARS TOTAL WARRANTY
+ 3 standard
2 extended

IP65

~230V

LED

SMD

20000h


Ra>70

EMC

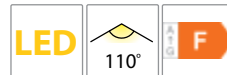


warm WHITE 3000K **98VEGA10WW/WH**

neutral WHITE 4000K **98VEGA10SLIM/WH**




Type: LED Floodlight
Power: 10W
Lumens: 900lm
Efficiency: 90lm/W
Body colour: White
Material: Plastic+Aluminum
LED driver: Mounted in the body

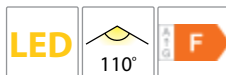


warm WHITE 3000K **98VEGA20WW/WH**

neutral WHITE 4000K **98VEGA20SLIM/WH**




Type: LED Floodlight
Power: 20W
Lumens: 1800lm
Efficiency: 90lm/W
Body colour: White
Material: Plastic+Aluminum
LED driver: Mounted in the body



warm WHITE 3000K **98VEGA30WW/WH**

neutral WHITE 4000K **98VEGA30SLIM/WH**



Type: LED Floodlight*
Power: 30W
Lumens: 2700lm
Efficiency: 90lm/W
Body colour: White
Material: Plastic+Aluminum
LED driver: Mounted in the body

Scan QR code for 3D models, IES files & price.

*Options with emergency kit



page 713



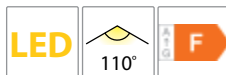
98VEGA50SLIM/WH



98VEGA100SLIM/WH

Click on the image & view the price


FLOODLIGHTS, IP65



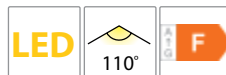
98VEGA50WW/WH



98VEGA50SLIM/WH




Type: LED Floodlight*
Power: 50W
Lumens: 4500lm
Efficiency: 90lm/W
Body colour: White
Material: Plastic+Aluminum
LED driver: Mounted in the body



98VEGA100WW/WH



98VEGA100SLIM/WH



Type: LED Floodlight*
Power: 100W
Lumens: 9000lm
Efficiency: 90lm/W
Body colour: White
Material: Plastic+Aluminum
LED driver: Mounted in the body

5 YEARS TOTAL WARRANTY
+ 3 standard
2 extended

IP65

~230V

LED
SMD

20000h

Ra>70

EMC

Scan QR code for 3D models, IES files & price.

*Options with emergency kit



page 714



98VEGA20SFW/WH
98VEGA20SENSLIM/WH



98VEGA30SFW/WH
98VEGA30SENSLIM/WH

Click on the image & view the price

FLOODLIGHTS WITH SENSOR, IP65

5 YEARS TOTAL WARRANTY
+ 3 standard
2 extended

IP65

~230V

LED
SMD

20000h

Ra>70

EMC

Scan QR code for 3D models,
IES files & price.

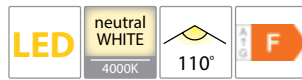
678



98VEGA20SFW/WH



Type: Floodlight with sensor
Power: 20W
Lumens: 1800lm
Efficiency: 90lm/W
Body colour: White
Material: Plastic+Aluminum
LED driver: Mounted in the body
Sensor
Detection range: 110°
Detection distance: max. 8m
Ambient light: 50 lux
Detection Motion Speed: 0.6-1.5m/s



98VEGA20SENSLIM/WH



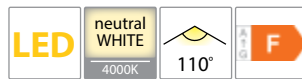
Type: Floodlight with sensor
Power: 20W
Lumens: 1800lm
Efficiency: 90lm/W
Body colour: White
Material: Plastic+Aluminum
LED driver: Mounted in the body
Sensor
Detection range: 110°
Detection distance: max. 8m
Ambient light: 50 lux
Detection Motion Speed: 0.6-1.5m/s



98VEGA30SFW/WH



Type: Floodlight with sensor*
Power: 30W
Lumens: 2700lm
Efficiency: 90lm/W
Body colour: White
Material: Plastic+Aluminum
LED driver: Mounted in the body
Sensor
Detection range: 120°
Detection distance: max. 8m
Ambient light: 50 lux
Detection Motion Speed: 0.6-1.5m/s



98VEGA30SENSLIM/WH



Type: Floodlight with sensor*
Power: 30W
Lumens: 2700lm
Efficiency: 90lm/W
Body colour: White
Material: Plastic+Aluminum
LED driver: Mounted in the body
Sensor
Detection range: 120°
Detection distance: max. 8m
Ambient light: 50 lux
Detection Motion Speed: 0.6-1.5m/s

*Options with emergency kit



page 714

ELMARK
The Brand of Electricity



98VEGA50SWW/WH
98VEGA50SENSLIM/WH

Click on the image & view the price

FLOODLIGHTS WITH SENSOR, IP65



98VEGA50SWW/WH



Type: Floodlight with sensor*
Power: 50W
Lumens: 4500lm
Efficiency: 90lm/W
Body colour: White
Material: Plastic+Aluminum
LED driver: Mounted in the body

Sensor

Detection range: 120°
Detection distance: max. 8m (± 2 m)
Ambient light: 50 lux
Detection Motion Speed: 0.6-1.5m/s



98VEGA50SENSLIM/WH



Type: Floodlight with sensor*
Power: 50W
Lumens: 4500lm
Efficiency: 90lm/W
Body colour: White
Material: Plastic+Aluminum
LED driver: Mounted in the body

Sensor

Detection range: 120°
Detection distance: max. 8m (± 2 m)
Ambient light: 50 lux
Detection Motion Speed: 0.6-1.5m/s

5 YEARS TOTAL WARRANTY
+ 3 standard
+ 2 extended

IP65

~230V

LED
SMD

20000h

Ra>70

EMC

Scan QR code for 3D models,
IES files & price.



98LYRA15RGB



98LYRA30RGB



98LYRA50RGB

Click on the image & view the price

FLOODLIGHTS, IP65

5 YEARS TOTAL WARRANTY
+ 3 standard
2 extended

IP65

~230V

LED SMD

20000h

Ra>70

Scan QR code for 3D models, IES files & price.

680



98LYRA15RGB



Type: LED Floodlight
Power: 15W
Body colour: Black
Material: Aluminum casting + Tempered glass
LED driver: Mounted in the body
Remote-controlled distance: 6-8m




98LYRA30RGB



Type: LED Floodlight
Power: 30W
Body colour: Black
Material: Aluminum casting + Tempered glass
LED driver: Mounted in the body
Remote-controlled distance: 6-8m



98LYRA50RGB



Type: LED Floodlight
Power: 50W
Body colour: Black
Material: Aluminum casting + Tempered glass
LED driver: Mounted in the body
Remote-controlled distance: 6-8m



31070



31071



31072

Click on the image
& view the price

TERMINAL BOXES

IP65


31070



Type: Waterproof terminal box
Voltage: 450V
Rated current: 10A
Terminal Blocks: 3p screw type
Metal Part: Plated Brass/Steel Spring
Material: Polypropylene 94-V2 grade
Wiring Capacity: 0.5-2.5mm²

IP44


31071



Type: Waterproof terminal box
Voltage: 450V
Rated current: 6A
Material: PC
Wiring Capacity: 0.5-4.0mm²

IP68

31072



Type: Waterproof cable connector
Rated operational voltage: AC250V
Rated operational Ampere(A): ≤30A
Material: flame retardant/Anti UV nylon(PA66)
Crimping terminals: Nickle-plated brass
Withstand voltage(normal t°):3KV
Operating t°range: -40°C~+105°C
Wiring Capacity: 0.5-2.5mm²



Scan QR code for 3D models,
IES files & price.



31076



31077



31078

Click on the image & view the price

WATERPROOF JUNCTION BOXES, IP68

31076



Type: Waterproof junction box
Voltage: 450V AC
Rated current: 24A
Entry QTY: 2
Terminal Blocks: 3 pole screw fix terminal
Cable cross section: 0,5-2,5mm²
Material: UL94V-2 Fire and flame retardant
Dimensions: 161,74 x 66,98 x 38mm

31077



Type: Waterproof junction box
Voltage: 450V AC
Rated current: 24A
Entry QTY: 3
Terminal Blocks: 3 pole screw fix terminal
Cable cross section: 0,5-2,5mm²
Material: UL94V-2 Fire and flame retardant
Dimensions: 161,74 x 93,97 x 38mm

31078



Type: Waterproof junction box
Voltage: 450V AC
Rated current: 24A
Entry QTY: 4
Terminal Blocks: 3p screw type
Cable cross section: 0,5-2,5mm²
Material: UL94V-2 Fire and flame retardant
Dimensions: 161,74 x 93,97 x 38mm

IP68
RoHS COMPLIANT
CE

Scan QR code for 3D models, IES files & price.



31079



31080

Click on the image
& view the price


WATERPROOF JUNCTION BOXES, IP68

31079



Type: Waterproof junction box
Voltage: 450V AC
Rated current: 24A
Entry QTY: 5
Terminal Blocks: 4p screw type
Cable cross section: 0,5-2,5mm²
Material: UL94V-2 Fire and flame retardant
Dimensions: 161,74 x 107,86 x 38mm

31080



Type: Waterproof junction box
Voltage: 450V AC
Rated current: 24A
Entry QTY: 8
Terminal Blocks: 3p screw type
Cable cross section: 0,5-2,5mm²
Material: UL94V-2 Fire and flame retardant
Dimensions: 170,63 x 49,3mm

IP68

RoHS
COMPLAINT



Scan QR code for 3D models,
IES files & price.

*Options with emergency kit



page 714



98EOS50/BL



98EOS100/BL

Click on the image & view the price

FLOODLIGHTS, IP67

5 YEARS TOTAL WARRANTY
+ 3 standard
2 extended

IP67

~230V

SMD
7070


30000h

Ra>70

EMC

LED cold WHITE 5700K 90° E INDUSTRIAL


98EOS50/BL



Type: LED Floodlight*
Power: 50W
Lumens: 6000lm
Efficiency: 120lm/W
Surge Protection: 6kV
Body colour: Black & Grey
Material: Aluminum +
Engineering plastic cover

LED cold WHITE 5700K 90° E INDUSTRIAL

98EOS100/BL



Type: LED Floodlight*
Power: 100W
Lumens: 12000lm
Efficiency: 120lm/W
Surge Protection: 10kV
Body colour: Black & Grey
Material: Aluminum +
Engineering plastic cover

Scan QR code for 3D models, IES files & price.

*Options with emergency kit



page 714



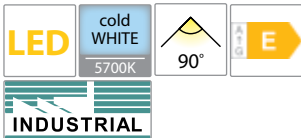
98EOS150/BL




98EOS200/BL

Click on the image & view the price

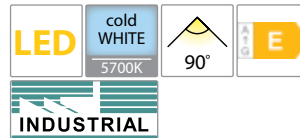
FLOODLIGHTS, IP67




98EOS150/BL



Type: LED Floodlight
Power: 150W
Lumens: 18000lm
Efficiency: 120lm/W
Surge Protection: 10kV
Body colour: Black & Grey
Material: Aluminum + Engineering plastic cover



98EOS200/BL



Type: LED Floodlight
Power: 200W
Lumens: 25000lm
Efficiency: 125lm/W
Surge Protection: 10kV
Body colour: Black & Grey
Material: Aluminum + Engineering plastic cover

5 YEARS TOTAL WARRANTY
+ 3 standard
2 extended

IP67

~230V

SMD
7070

30000h

Ra>70

EMC

Scan QR code for 3D models, IES files & price.

*Options with emergency kit



page 721



98MARS20090CW
98MARS20030CW
98MARS20060CW



98MARS40090CW
98MARS40030CW
98MARS40060CW

STADIUM FLOODLIGHTS MARS SERIES, IP65

Click on the image & view the price

5 YEARS TOTAL WARRANTY
+ 5 standard
0 extended



LED cold WHITE 5500K 90° **D**



98MARS20090CW

Type: LED Floodlight*
Power: 200W
Lumens: 28000lm
Efficiency: 140lm/W
Surge Protection: 6kV
Driver: Phillips
Body colour: Grey
Material: Aluminum + PC

LED cold WHITE 5500K 30° **D**

98MARS20030CW

Type: LED Floodlight*
Power: 200W
Lumens: 28000lm
Efficiency: 140lm/W
Surge Protection: 6kV
Driver: Phillips
Body colour: Grey
Material: Aluminum + PC

LED cold WHITE 5500K 60° **D**

98MARS20060CW

Type: LED Floodlight*
Power: 200W
Lumens: 28000lm
Efficiency: 140lm/W
Surge Protection: 6kV
Driver: Phillips
Body colour: Grey
Material: Aluminum + PC

IP65

AC85-265V


SMD 3030

EMC

CE



LED cold WHITE 5500K 90° **D**



98MARS40090CW

Type: LED Floodlight
Power: 400W
Lumens: 56000lm
Efficiency: 140lm/W
Surge Protection: 6kV
Driver: Phillips
Body colour: Grey
Material: Aluminum + PC

LED cold WHITE 5500K 30° **D**

98MARS40030CW

Type: LED Floodlight
Power: 400W
Lumens: 56000lm
Efficiency: 140lm/W
Surge Protection: 6kV
Driver: Phillips
Body colour: Grey
Material: Aluminum + PC

LED cold WHITE 5500K 60° **D**

98MARS40060CW

Type: LED Floodlight
Power: 400W
Lumens: 56000lm
Efficiency: 140lm/W
Surge Protection: 6kV
Driver: Phillips
Body colour: Grey
Material: Aluminum + PC

Scan QR code for 3D models, IES files & price.



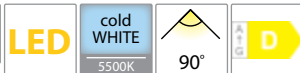
98MARS60090CW
98MARS60030CW
98MARS60060CW



98MARS80090CW1
98MARS80030CW1
98MARS80060CW1


STADIUM FLOODLIGHTS MARS SERIES, IP65

Click on the image & view the price



98MARS60090CW

Type: LED Floodlight
Power: 600W
Lumens: 84000lm
Efficiency: 140lm/W
Surge Protection: 6kV
Driver: Phillips
Body colour: Grey
Material: Aluminum + PC



98MARS60030CW

Type: LED Floodlight
Power: 600W
Lumens: 84000lm
Efficiency: 140lm/W
Surge Protection: 6kV
Driver: Phillips
Body colour: Grey
Material: Aluminum + PC

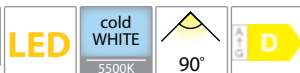


98MARS60060CW

Type: LED Floodlight
Power: 600W
Lumens: 84000lm
Efficiency: 140lm/W
Surge Protection: 6kV
Driver: Phillips
Body colour: Grey
Material: Aluminum + PC


5 YEARS TOTAL WARRANTY
+ 5 standard
0 extended

- IP65
- AC85-265V
- SMD 3030
- EMC
- CE



98MARS80090CW1

Type: LED Floodlight
Power: 800W
Lumens: 112000lm
Efficiency: 140lm/W
Surge Protection: 6kV
Driver: Phillips
Body colour: Grey
Material: Aluminum + PC



98MARS80030CW1

Type: LED Floodlight
Power: 800W
Lumens: 112000lm
Efficiency: 140lm/W
Surge Protection: 6kV
Driver: Phillips
Body colour: Grey
Material: Aluminum + PC



98MARS80060CW1

Type: LED Floodlight
Power: 800W
Lumens: 112000lm
Efficiency: 140lm/W
Surge Protection: 6kV
Driver: Phillips
Body colour: Grey
Material: Aluminum + PC

Scan QR code for 3D models, IES files & price.



98MARS80090CW2
98MARS80030CW2
98MARS80060CW2



98MARS120090CW
98MARS120030CW
98MARS120060CW

Click on the image & view the price


STADIUM FLOODLIGHTS MARS SERIES, IP65

5 YEARS TOTAL WARRANTY
+ 5 standard
0 extended

- IP65
- AC85-265V
- SMD 3030
- EMC
- CE



LED cold WHITE 5500K 90° D



98MARS80090CW2

Type: LED Floodlight
Power: 800W
Lumens: 112000lm
Efficiency: 140lm/W
Surge Protection: 6kV
Driver: Phillips
Body colour: Grey
Material: Aluminum + PC

LED cold WHITE 5500K 30° D

98MARS80030CW2

Type: LED Floodlight
Power: 800W
Lumens: 112000lm
Efficiency: 140lm/W
Surge Protection: 6kV
Driver: Phillips
Body colour: Grey
Material: Aluminum + PC


LED cold WHITE 5500K 60° D

98MARS80060CW2

Type: LED Floodlight
Power: 800W
Lumens: 112000lm
Efficiency: 140lm/W
Surge Protection: 6kV
Driver: Phillips
Body colour: Grey
Material: Aluminum + PC



LED cold WHITE 5500K 90° D



98MARS120090CW

Type: LED Floodlight
Power: 1200W
Lumens: 168000lm
Efficiency: 140lm/W
Surge Protection: 6kV
Driver: Phillips
Body colour: Grey
Material: Aluminum + PC

LED cold WHITE 5500K 30° D

98MARS120030CW

Type: LED Floodlight
Power: 1200W
Lumens: 168000lm
Efficiency: 140lm/W
Surge Protection: 6kV
Driver: Phillips
Body colour: Grey
Material: Aluminum + PC

LED cold WHITE 5500K 60° D

98MARS120060CW


Type: LED Floodlight
Power: 1200W
Lumens: 168000lm
Efficiency: 140lm/W
Surge Protection: 6kV
Driver: Phillips
Body colour: Grey
Material: Aluminum + PC

Scan QR code for 3D models, IES files & price.



98MARS160090CW
98MARS160030CW
98MARS160060CW

STADIUM FLOODLIGHTS MARS SERIES, IP65



98MARS160090CW

Type: LED Floodlight
Power: 1600W
Lumens: 224000lm
Efficiency: 140lm/W
Surge Protection: 6kV
Driver: Phillips
Body colour: Grey
Material: Aluminum + PC

98MARS160030CW

Type: LED Floodlight
Power: 1600W
Lumens: 224000lm
Efficiency: 140lm/W
Surge Protection: 6kV
Driver: Phillips
Body colour: Grey
Material: Aluminum + PC

98MARS160060CW

Type: LED Floodlight
Power: 1600W
Lumens: 224000lm
Efficiency: 140lm/W
Surge Protection: 6kV
Driver: Phillips
Body colour: Grey
Material: Aluminum + PC

Click on the image & view the price

OUTDOOR | MARS

5 YEARS TOTAL WARRANTY
+ 5 standard
0 extended

- IP65
- AC85-265V
- SMD 3030
- EMC
- CE

Scan QR code for 3D models, IES files & price.



98FLOOD30S
98FLOOD50S



Click on the image
& view the price

WORK FLOODLIGHTS, IP67

3 YEARS TOTAL WARRANTY
+ 3 standard
0 extended

IP65

~230V

LED
SMD

30000h

Ra>70

LED **cold WHITE** 5500K **110°** **F**

98FLOOD30S



Type: LED Work flood light
Power: 30W
Lumens: 2700lm
Efficiency: 90lm/W
Body colour: Yellow
Material: Aluminum
Two meters 3x1.0mm² rubber cable with plug

LED **cold WHITE** 5500K **110°** **F**

98FLOOD50S



Type: LED Work flood light
Power: 50W
Lumens: 4500lm
Efficiency: 90lm/W
Body colour: Yellow
Material: Aluminum
Two meters 3x1.0mm² rubber cable with plug

Scan QR code for 3D models,
IES files & price.

STREET LIGHTS



*Options with emergency kit



98ROUTE30SMD
98ROUTE50SMD



FRONT

BACK

Note: For individual inquiries and accurate calculations, EL-MARK offers to its customers free project preparation.

STREET LIGHTS 100lm/W, IP65

2 YEARS TOTAL WARRANTY
+ 2 standard
0 extended

IP65

~230V

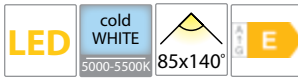
SMD
2835

20000h

RoHS

Scan QR code for 3D models,
IES files & price.

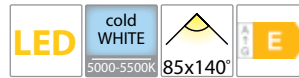
692



98ROUTE30SMD



Type: LED Street light*
Power: 30W
Lumens: 3000lm
Efficiency: 100lm/W
Body colour: Black
Material: Aluminum + PC cover
Diameter of the pole: 45mm
Approximate mount. height: 2-4m



98ROUTE50SMD



Type: LED Street light*
Power: 50W
Lumens: 5000lm
Efficiency: 100lm/W
Body colour: Black
Material: Aluminum + PC cover
Diameter of the pole: 45mm
Approximate mount. height: 3-5m



98ROUTE100SMD



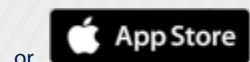
Type: LED Street light*
Power: 100W
Lumens: 10000lm
Efficiency: 100lm/W
Body colour: Black
Material: Aluminum + PC cover
Diameter of the pole: 45mm
Approximate mount. height: 5-7m



98ROUTE150SMD



Type: LED Street light*
Power: 150W
Lumens: 15000lm
Efficiency: 100lm/W
Body colour: Black
Material: Aluminum + PC cover
Diameter of the pole: 45mm
Approximate mount. height: 6-8m



*Options with emergency kit

 page 716



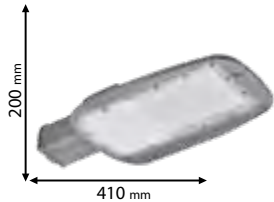
98PRAGUE30/WW
98PRAGUE30/W
98PRAGUE30SMD



98PRAGUE50/WW
98PRAGUE50/W
98PRAGUE50SMD

Click on the image & view the price 

STREET LIGHTS 130lm/W, IP65



98PRAGUE30/WW

Type: LED Street light*
Power: 30W
Lumens: 3900lm
Efficiency: 130lm/W
Surge Protection: 6kV
Body colour: Grey
Material: Aluminum + PC cover
Diameter of the pole: 60mm
Approximate mounting height: 3-5m


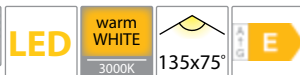
98PRAGUE30/W

Type: LED Street light*
Power: 30W
Lumens: 3900lm
Efficiency: 130lm/W
Surge Protection: 6kV
Body colour: Grey
Material: Aluminum + PC cover
Diameter of the pole: 60mm
Approximate mounting height: 3-5m

98PRAGUE30SMD

Type: LED Street light*
Power: 30W
Lumens: 3900lm
Efficiency: 130lm/W
Surge Protection: 6kV
Body colour: Grey
Material: Aluminum + PC cover
Diameter of the pole: 60mm
Approximate mounting height: 3-5m

Note: For individual inquiries and accurate calculations, ELMARK offers to its customers free project preparation.



98PRAGUE50/WW

Type: LED Street light*
Power: 50W
Lumens: 6500lm
Efficiency: 130lm/W
Surge Protection: 6kV
Body colour: Grey
Material: Aluminum + PC cover
Diameter of the pole: 60mm
Approximate mounting height: 4-6m

98PRAGUE50/W

Type: LED Street light*
Power: 50W
Lumens: 6500lm
Efficiency: 130lm/W
Surge Protection: 6kV
Body colour: Grey
Material: Aluminum + PC cover
Diameter of the pole: 60mm
Approximate mounting height: 4-6m

98PRAGUE50SMD

Type: LED Street light*
Power: 50W
Lumens: 6500lm
Efficiency: 130lm/W
Surge Protection: 6kV
Body colour: Grey
Material: Aluminum + PC cover
Diameter of the pole: 60mm
Approximate mounting height: 4-6m

Note: For individual inquiries and accurate calculations, ELMARK offers to its customers free project preparation.

OUTDOOR | PRAGUE

5 YEARS TOTAL WARRANTY
+ 3 standard
2 extended

IP65
~230V
SMD 3030
35000h
RoHS

Scan QR code for 3D models, IES files & price.

*Options with emergency kit

 page 715



98PRAGUE100/WW
98PRAGUE100/W
98PRAGUE100SMD

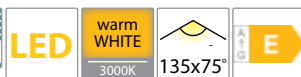


98PRAGUE150/WW
98PRAGUE150/W
98PRAGUE150SMD

STREET LIGHTS 130lm/W, IP65


Click on the image & view the price 

5 YEARS TOTAL WARRANTY
+ 3 standard
2 extended



98PRAGUE100/WW

Type: LED Street light*
Power: 100W
Lumens: 12000lm
Efficiency: 120lm/W
Surge Protection: 6kV
Body colour: Grey
Material: Aluminum + PC cover
Diameter of the pole: 60mm
Approximate mounting height: 6-8m



545 mm

Note: For individual inquiries and accurate calculations, ELMARK offers to its customers free project preparation.



98PRAGUE100/W

Type: LED Street light*
Power: 100W
Lumens: 12000lm
Efficiency: 120lm/W
Surge Protection: 6kV
Body colour: Grey
Material: Aluminum + PC cover
Diameter of the pole: 60mm
Approximate mounting height: 6-8m



98PRAGUE100SMD

Type: LED Street light*
Power: 100W
Lumens: 13000lm
Efficiency: 130lm/W
Surge Protection: 6kV
Body colour: Grey
Material: Aluminum + PC cover
Diameter of the pole: 60mm
Approximate mounting height: 6-8m

IP65

~230V

SMD
3030

35000h

RoHS



98PRAGUE150/WW

Type: LED Street light*
Power: 150W
Lumens: 19500lm
Efficiency: 130lm/W
Surge Protection: 6kV
Body colour: Grey
Material: Aluminum + PC cover
Diameter of the pole: 60mm
Approximate mounting height: 7-9m



410 mm

Note: For individual inquiries and accurate calculations, ELMARK offers to its customers free project preparation.



98PRAGUE150/W

Type: LED Street light*
Power: 150W
Lumens: 19500lm
Efficiency: 130lm/W
Surge Protection: 6kV
Body colour: Grey
Material: Aluminum + PC cover
Diameter of the pole: 60mm
Approximate mounting height: 7-9m



98PRAGUE150SMD

Type: LED Street light*
Power: 150W
Lumens: 19500lm
Efficiency: 130lm/W
Surge Protection: 6kV
Body colour: Grey
Material: Aluminum + PC cover
Diameter of the pole: 60mm
Approximate mounting height: 7-9m

Scan QR code for 3D models, IES files & price.

*Options with emergency kit



page 719



98PRAGUE200/W/W
98PRAGUE200/W
98PRAGUE200SMD



98PRAGUE250/W/W
98PRAGUE250/W
98PRAGUE250SMD


Click on the image & view the price

STREET LIGHTS 130lm/W, IP65



98PRAGUE200/W/W

Type: LED Street light*
Power: 200W
Lumens: 26000lm
Efficiency: 130lm/W
Surge Protection: 6kV
Body colour: Grey
Material: Aluminum + PC cover
Diameter of the pole: 60mm
Approximate mounting height: 10-12m



Note: For individual inquiries and accurate calculations, ELMARK offers to its customers free project preparation.



98PRAGUE200/W

Type: LED Street light*
Power: 200W
Lumens: 26000lm
Efficiency: 130lm/W
Surge Protection: 6kV
Body colour: Grey
Material: Aluminum + PC cover
Diameter of the pole: 60mm
Approximate mounting height: 10-12m



98PRAGUE200SMD

Type: LED Street light*
Power: 200W
Lumens: 26000lm
Efficiency: 130lm/W
Surge Protection: 6kV
Body colour: Grey
Material: Aluminum + PC cover
Diameter of the pole: 60mm
Approximate mounting height: 10-12m

5 YEARS TOTAL WARRANTY
+ 3 standard
2 extended

IP65

~230V

SMD 3030


35000h

RoHS



98PRAGUE250/W/W

Type: LED Street light*
Power: 250W
Lumens: 32500lm
Efficiency: 130lm/W
Surge Protection: 6kV
Body colour: Grey
Material: Aluminum + PC cover
Diameter of the pole: 60mm
Approximate mounting height: 11-13m



Note: For individual inquiries and accurate calculations, ELMARK offers to its customers free project preparation.



98PRAGUE250/W

Type: LED Street light*
Power: 250W
Lumens: 32500lm
Efficiency: 130lm/W
Surge Protection: 6kV
Body colour: Grey
Material: Aluminum + PC cover
Diameter of the pole: 60mm
Approximate mounting height: 11-13m



98PRAGUE250SMD

Type: LED Street light*
Power: 250W
Lumens: 32500lm
Efficiency: 130lm/W
Surge Protection: 6kV
Body colour: Grey
Material: Aluminum + PC cover
Diameter of the pole: 60mm
Approximate mounting height: 11-13m

Scan QR code for 3D models, IES files & price.

*Options with emergency kit



98BERLIN100SMD
98BERLIN150SMD
98BERLIN200SMD



FRONT

BACK

Click on the image & view the price

STREET LIGHTS 150lm/W, IP65

5 YEARS TOTAL WARRANTY
+ 3 standard
2 extended

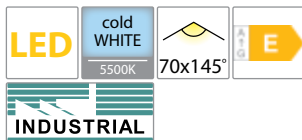
IP65

~230V

SMD
3030

35000h

RoHS

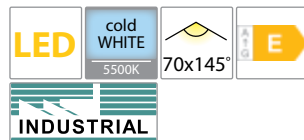


98BERLIN100SMD



611 mm

Type: LED Street light*
Power: 100W
Lumens: 15000lm
Efficiency: 150lm/W
Surge Protection: 6kV
Body colour: Grey
Material: Aluminum + PC cover
Diameter of the pole: 60mm
Approximate mount. height: 7-9m

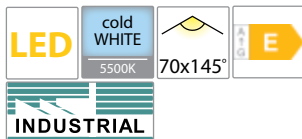


98BERLIN150SMD



260 mm
680 mm

Type: LED Street light*
Power: 150W
Lumens: 22500lm
Efficiency: 150lm/W
Surge Protection: 6kV
Body colour: Grey
Material: Aluminum + PC cover
Diameter of the pole: 60mm
Approximate mount. height: 8-10m



98BERLIN200SMD



680 mm

Type: LED Street light*
Power: 200W
Lumens: 30000lm
Efficiency: 150lm/W
Surge Protection: 6kV
Body colour: Grey
Material: Aluminum + PC cover
Diameter of the pole: 60mm
Approximate mount. height: 11-13m

Note: For individual inquiries and accurate calculations, ELMARK offers to its customers free project preparation.

Scan QR code for 3D models, IES files & price.



98POLE38
98POLE45
98POLE60



98POLE38P
98POLE45P
98POLE60P

Click on the image
& view the price

STREET POLE



98POLE38

Type: Wall mounting accessory
Diameter: 38mm
Material: Stainless Steel



98POLE60

Type: Wall mounting accessory
Diameter: 60 mm
Material: Stainless Steel



98POLE38P

Type: Pole mounting accessory
Diameter: 38mm
Material: Stainless Steel



98POLE60P

Type: Pole mounting accessory
Diameter: 60 mm
Material: Stainless Steel

98POLE45



Type: Wall mounting accessory
Diameter: 45 mm
Material: Stainless Steel



98POLE45P



Type: Pole mounting accessory
Diameter: 45 mm
Material: Stainless Steel



Scan QR code for 3D models,
IES files & price.

HIGH BAYS



*Options with emergency kit



page 722

stellor




98DUBLIN100SMD
98DUBLIN150SMD
98DUBLIN200SMD

Click on the image & view the price

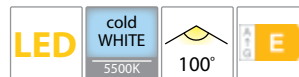
HIGH BAYS 100lm/W, IP65




98DUBLIN100SMD



Type: LED high bay*
Power: 100W
Lumens: 10000lm
Efficiency: 100lm/W
Surge Protection: 3.5kV
Body colour: Grey
Material: Aluminum + Glass
Approximate mounting height: 3.5 m



98DUBLIN150SMD



Type: LED high bay*
Power: 150W
Lumens: 15000lm
Efficiency: 100lm/W
Surge Protection: 3.5kV
Body colour: Grey
Material: Aluminum + Glass
Approximate mounting height: 4.5 m



98DUBLIN200SMD



Type: LED high bay*
Power: 200W
Lumens: 20000lm
Efficiency: 100lm/W
Surge Protection: 3.5kV
Body colour: Grey
Material: Aluminum + Glass
Approximate mounting height: 6 m

*For individual inquiries and accurate calculations, ELMARK offers its customers free project preparation.

OUTDOOR | DUBLIN

2 YEARS TOTAL WARRANTY
+ 2 standard
0 extended

- IP65
- ~230V
- LED SMD
- 20000h
- RoHS
- EMC

Scan QR code for 3D models, IES files & price.

Download ELMARK BUSINESS APP

from www.elmarkholding.eu or for mobile from

Google Play

or

App Store

*Options with emergency kit



98LONDON100/W
98LONDON100SMD
98LONDON150/W
98LONDON150SMD

Click on the image & view the price

HIGH BAYS 110lm/W, IP65

5 YEARS TOTAL WARRANTY
+ 3 standard
2 extended

IP65

~230V

LED
SMD

35000h

RoHS


EMC

Scan QR code for 3D models, IES files & price.

700

LED neutral WHITE 4000K 90x120° **E**


98LONDON100/W



Type: LED high bay*
Power: 100W
Lumens: 11000lm
Efficiency: 110lm/W
Surge Protection: 6kV
Body colour: Black
Material: Aluminum + PC
Approximate mount. height: 4 m

LED cold WHITE 5500K 90x120° **E**


98LONDON100SMD



Type: LED high bay*
Power: 100W
Lumens: 11000lm
Efficiency: 110lm/W
Surge Protection: 6kV
Body colour: Black
Material: Aluminum + PC
Approximate mount. height: 4 m

LED neutral WHITE 4000K 90x120° **E**


98LONDON150/W



Type: LED high bay*
Power: 150W
Lumens: 16500lm
Efficiency: 110lm/W
Surge Protection: 6kV
Body colour: Black
Material: Aluminum + PC
Approximate mount. height: 5 m

LED cold WHITE 5500K 90x120° **E**

98LONDON150SMD



Type: LED high bay*
Power: 150W
Lumens: 19500lm
Efficiency: 130lm/W
Surge Protection: 6kV
Body colour: Black
Material: Aluminum + PC
Approximate mount. height: 5 m

*Options with emergency kit

page 722




98LONDON200/W
98LONDON200SMD

Click on the image & view the price

HIGH BAYS 110lm/W, IP65

LED neutral WHITE 4000K 90x120° E INDUSTRIAL


98LONDON200/W



Type: LED high bay*
Power: 200W
Lumens: 22000lm
Efficiency: 110lm/W
Surge Protection: 6kV
Body colour: Black
Material: Aluminum + PC
Approximate mount. height: 7 m

LED cold WHITE 5500K 90x120° E INDUSTRIAL

98LONDON200SMD



Type: LED high bay*
Power: 200W
Lumens: 22000lm
Efficiency: 110lm/W
Surge Protection: 6kV
Body colour: Black
Material: Aluminum + PC
Approximate mount. height: 7 m

5 YEARS TOTAL WARRANTY
+ 3 standard
2 extended

IP65

~230V

LED SMD

35000h

RoHS

EMC

*For individual inquiries and accurate calculations, ELMARK offers its customers free project preparation.

Scan QR code for 3D models, IES files & price.

*Options with emergency kit



page 723



98GENEVA100SMD
98GENEVA150SMD
98GENEVA200SMD

Click on the image & view the price

HIGH BAYS 140lm/W, IP65

5 YEARS TOTAL WARRANTY
+ 3 standard
2 extended

IP65

~230V

SMD
2835

35000h

RoHS


EMC

Scan QR code for 3D models, IES files & price.

702

LED cold WHITE 5500K 110° D INDUSTRIAL

98GENEVA100SMD



Type: LED high bay
Power: 100W
Lumens: 14000lm
Efficiency: 140lm/W
Surge Protection: 6kV
Body colour: Black
Material: Aluminum
Approximate mount. height: 5 m

LED cold WHITE 5500K 110° D INDUSTRIAL

98GENEVA150SMD



Type: LED high bay
Power: 150W
Lumens: 21000lm
Efficiency: 140lm/W
Surge Protection: 6kV
Body colour: Black
Material: Aluminum
Approximate mount. height: 6 m

LED cold WHITE 5500K 110° D INDUSTRIAL

98GENEVA200SMD



Type: LED high bay
Power: 200W
Lumens: 28000lm
Efficiency: 140lm/W
Surge Protection: 6kV
Body colour: Black
Material: Aluminum
Approximate mount. height: 8 m

*For individual inquiries and accurate calculations, ELMARK offers its customers free project preparation.

*Options with emergency kit

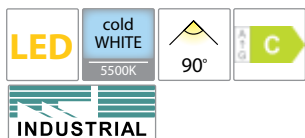
page 723



98BERN100SMD
98BERN150SMD
98BERN200SMD

Click on the image & view the price

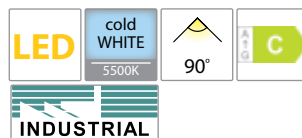
HIGH BAYS 140lm/W, IP65



98BERN100SMD



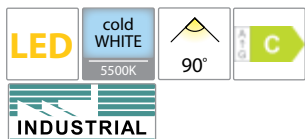
Type: LED high bay*
Power: 100W
Lumens: 16000lm
Efficiency: 160lm/W
Surge Protection: 6kV
Body colour: Black
Material: Aluminum + PC cover
Approximate mount. height: 6 m



98BERN150SMD



Type: LED high bay*
Power: 150W
Lumens: 24000lm
Efficiency: 160lm/W
Surge Protection: 6kV
LED chip: Bridgelux
Driver: Lifud
Body colour: Black
Material: Aluminum + PC cover
Approximate mount. height: 6-8 m



98BERN200SMD



Type: LED high bay*
Power: 200W
Lumens: 32000lm
Efficiency: 160lm/W
Surge Protection: 6kV
LED chip: Bridgelux
Driver: Lifud
Body colour: Black
Material: Aluminum + PC cover
Approximate mount. height: 8-10

5 YEARS TOTAL WARRANTY
+ 3 standard
2 extended

IP65

AC180-265V

EMC

CE

Scan QR code for 3D models, IES files & price.

EXPLOSION PROOF LIGHTING





EX ZONES- EUROPEAN DIRECTIVE

ATEX Directive 2014/34/EU is a directive that applies to protective systems against explosions as well as all equipment used in or related to explosive atmospheres, such as electrical and non-electrical equipment, components and safety devices, control and adjustments necessary for the safe operation of this equipment and protective systems.

Devices falling within the scope of the European Directive and responding to the essential requirements for the safety and health are identified by a marking plate on which the logo appears.

LABELING OF EXPLOSION PROOF EQUIPMENT ACCORDING TO ATEX 2014/34/EU

Classification and labeling of hazardous locations					Classification Explosion groups & Temperature classes						
Flammable medium	Hazardous locations: Probability of a potentially explosive atmosphere occurring	Classification of hazardous locations	Product classification		Equipment protection level (EPL)	Explosion group	Examples depending on - explosion group - temperature class				
			Product group	Product category			Explosion group	Temperature class	Explosion group	Temperature class	Explosion group
Gases, mists, vapours	Continuously, for long periods or frequently	Zone 0	II			IIA	Ammonia, Methane, Ethane, Propane	Ethanol, Cyclohexane, n-Butane	Petrol, Diesel fuel, Fuel oil, n-Hexane	Acetaldehyde	
	Likely to occur	Zone 1	II	1G	Ga	IIB	City gas, Acrylonitrile	Ethylene oxide	Ethyl glycol, Carbon hydrogen	Ethyl ether	
	Infrequently and for short periods only	Zone 2	II		3G	IIC	Hydrogen	Acetylene			Carbon disulphide
Dusts	Continuously, for long periods or frequently	Zone 20	II								
	Likely to occur	Zone 21	II	1D	Da						
	Infrequently and for short periods only	Zone 22	II		3D						

Notified bodies	
Code number	Notified Body (NB)
0102	PTB (Germany)
0158	EXAM (Germany)

Example: 0158

II 2 G Ex db IIC T6 Gb NB 12 ATEX 1007 X
 II 2 D Ex tb IIIC T80°C Db

Prevention principle	Type of protection	Code	Symbol	To use in zone	CENELEC
Prevents transmission of the explosion outside	flameproof enclosure	Exd	da, db, dc	0, 1, 2	EN 60079-1
Prevents high temperatures and sparks	increased safety	Exe	eb, ec	1, 2	EN 60079-7
Low current/voltage supply	intrinsic safety	Exi	ia, ib, ic	0, 1, 2, 20, 21, 22	EN 60079-11
Positive pressure device	pressurised apparatus	Exp	gab, gpb, gec	1, 2, 21, 22	EN 60079-2
Encapsulated	moulding	Exm	ma, mb, mc	0, 1, 2, 20, 21, 22	EN 60079-18
Parts immersed in oil to isolate from explosive atmosphere	oil immersion	Exo	ob, oc	1, 2	EN 60079-6
Prevents transmission of explosion outside	powder filling	Exq	qb	1, 2	EN 60079-5
As above, but for use in zone 2	protection "n"	Exn	nC, nR	2	EN 60079-15
Dust explosion proof	protection by enclosure	Ext	ta, tb, tc	20, 21, 22	EN 60079-31

IP	Protection against solids/dust	Protection against water
8	-	long periods of immersion
7	-	the effects of temporary immersion
6	totally protected against dust	strong jets of water
5	dust - limited ingress	low pressure jets from all directions
4	solids objects > 1 mm	sprays from all directions
3	solids objects > 2,5 mm	direct sprays up to 60° from vertical
2	solids objects > 12,5 mm	direct sprays up to 15° from vertical
1	solids objects > 50 mm	vertical falling drops of water
0	no protection	no protection

Code	Dust classification	Application	Code
IIIA	flammable fibres		
IIB	non conductive dust	For common use	-
IIC	conductive dust		
8	-	For use under special conditions	X
U	-	This part is an Ex component and certified as such and is therefore not suitable for use on its own	U

Protection principle	Type of protection	Code	Symbol	To use in zone	CENELEC
Dust explosion proof	protection by enclosure	Ext	ta, tb, tc	20, 21, 22	EN 60079-31



720100




720105

EX-PROOF CEILING & WALL LAMPS, IP67

3 YEARS TOTAL WARRANTY
+ 3 standard
0 extended

LED	cold WHITE 6500K	EX-PROOF	
------------	------------------------	----------	--

720100



Type: Explosion Proof LED Ceiling Lamp
Application: Zone 1, 2, 21, 22
Power: 24W
Lumens: 2400lm
Efficiency: 100lm/W
LED Chip: SAMSUNG
CRI≥80
Lamp Class: I
Temperature operating range: from -40°C to + 45°C
Material: Aluminum & PC
IP Code: 67


II 2G Ex Db mb IIB +H2 T6 Gb
II 2D Ex tb mb IIIC T85°C IP67 Db

* Full range of products from the explosion proof section you can find in ELMARK Electrical Catalogue 2023.



LED	cold WHITE 6500K	EX-PROOF	
------------	------------------------	----------	--

720105



Type: Explosion Proof LED Ceiling / Wall Lamp
Application: Zone 1, 2, 21, 22
Power: 20W
Lumens: 2000lm
Efficiency: 100lm/W
LED Chip: SAMSUNG
CRI≥80
Lamp Class: I
Temperature operating range: from -40°C to + 45°C
Material: Aluminum & PC
IP Code: 67
Width: 55 mm

II 2G Ex Db mb IIB +H2 T6 Gb
II 2D Ex tb mb IIIC T85°C IP67 Db

* Full range of products from the explosion proof section you can find in ELMARK Electrical Catalogue 2023.



Scan QR code for 3D models,
IES files & price.



720102



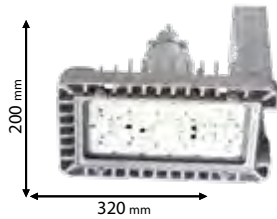
720103

EX-PROOF CEILING & WALL LAMPS, IP67



720102

Type: Explosion Proof LED Ceiling Lamp
 Application: Zone 1, 2, 21, 22
 Power: 70W
 Lumens: 6300lm
 Efficiency: 90lm/W
 LED Chip: SAMSUNG
 CRI≥80
 Lamp Class: I
 Temperature operating range: from -40°C to + 45°C
 Material: Aluminum & PC
 IP Code: 67
 Width: 470mm
 II 2G Ex Db mb IIB +H2 T6 Gb
 II 2D Ex tb mb IIIC T85°C IP67 Db



* Full range of products from the explosion proof section you can find in ELMARK Electrical Catalogue 2023.



3 YEARS TOTAL WARRANTY
+ 3 standard
0 extended



IP67

~230V

50000h



720103

Type: Explosion Proof LED Wall Lamp for Pipe 3/4
 Application: Zone 1, 2, 21, 22
 Power: 70W
 Lumens: 6300lm
 Efficiency: 90lm/W
 LED Chip: SAMSUNG
 CRI≥80
 Lamp Class: I
 Temperature operating range: from -40°C to + 45°C
 Material: Aluminum & PC
 IP Code: 67
 Width: 470mm
 II 2G Ex Db mb IIB +H2 T6 Gb
 II 2D Ex tb mb IIIC T85°C IP67 Db



* Full range of products from the explosion proof section you can find in ELMARK Electrical Catalogue 2023.



Scan QR code for 3D models,
IES files & price.



720104



720101

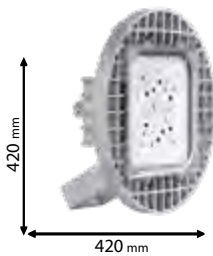
EX-PROOF HIGH BAY & CEILING/WALL LAMP, IP67

3 YEARS TOTAL WARRANTY
+ 3 standard
0 extended

LED	cold WHITE 6500K	EX-PROOF	
------------	------------------------	----------	--

720104

Type: Explosion Proof LED High Bay
 Application: Zone 1, 2, 21, 22
 Power: 150W
 Lumens: 13000lm
 Efficiency: 87lm/W
 LED Chip: SAMSUNG
 CRI≥80
 Lamp Class: I
 Temperature operating range: from -40°C to + 40°C
 Material: Aluminum & PC
 Width: max.280 mm
 IP Code: 65
 II 2G Ex Db mb IIB +H2 T6 Gb
 II 2D Ex tb mb IIIC T85°C IP67 Db




* Full range of products from the explosion proof section you can find in ELMARK Electrical Catalogue 2023.



LED	cold WHITE 6500K	EX-PROOF	
------------	------------------------	----------	--

720101

Type: Explosion Proof LED Wall Lamp
 Application: Zone 1, 2, 21, 22
 Power: 70W
 Lumens: 6500lm
 Efficiency: 93lm/W
 LED Chip: SAMSUNG
 CRI≥85
 Lamp Class: I
 Temperature operating range: from -40°C to + 45°C
 Material: Aluminum & PC
 IP Code: 67
 II 2G Ex Db mb IIB +H2 T6 Gb
 II 2D Ex tb mb IIIC T85°C IP67 Db



* Full range of products from the explosion proof section you can find in ELMARK Electrical Catalogue 2023.



Scan QR code for 3D models,
IES files & price.



EMERGENCY EX-PROOF LAMP, IP67




720106

Type: Explosion Proof LED EXIT Light
 Application: Zone 1, 2, 21, 22
 Battery: 3,6V, 60mAh, Ni-Cd
 Emergency Work Time: 3h
 CRI \geq 80 \geq 6.5cd/m²
 Lamp Class: I
 Temperature operating range: from -40°C to + 50°C
 Material: Aluminum & PC
 IP Code: 67

II 2G Ex Db mb IIB +H2 T6 Gb
 II 2D Ex tb mb IIIC T85°C IP67 Db

* Full range of products from the explosion proof section you can find in ELMARK Electrical Catalogue 2023.



3 YEARS TOTAL WARRANTY
 + 3 standard
 0 extended



IP67

~230V

50000h

Scan QR code for 3D models,
 IES files & price.

EMERGENCY DRIVER 20-100W

89228



IP44

3 YEARS TOTAL WARRANTY
+ 3 standard
0 extended

EMERGENCY DRIVER FOR INDUSTRIAL LAMP WITH INTERNAL IC DRIVERS

This emergency driver is suitable for all 20-100W LED lamps with internal IC driver (This device CANNOT be used for the LED lights with RC driver). It can be used in public places to ensure LED lights work normally when power fail suddenly because of fire and earthquake and etc. The housing of this emergency driver adopts good-quality steel models with powder coating. It has low weight and being convenient to install, so you can rest assure its safety. It mainly includes housing, PCB and battery etc. Its battery adopts Li-ion battery with long lifespan. Its PCB adopts automatic SMT technology, uses IC control design in charging/discharging and power supply part. PCB uses fully automatic SMT technology, PCB core use 3525 IC chips which is especially for emergency lights and Li-ion battery protections. PCB circuit has the complete protection for over charging/discharging, output Short Circuit, Open Circuit, input/output reverse connection.

Operated principle:

The emergency driver is being charged when AC power works, when fully charged, the circuit will protect the battery from over being-charged, and the emergency is standing by as soon as the battery is fully charged. When AC power is down, emergency driver supplies power to LED fixtures and they up light to the way to escape.

Technical data

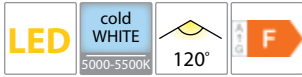
- Input voltage: 85-265V AC
- Battery: 18.5V 8800mAh
- Emergency switch time: <5s
- Suitable: for LED lamp with internal driver and power 20-100W
- Emergency time: 60-120min
- Working temperature: from -10 to +50°C
- Size: 290x105x50mm
- IP 44

Recommended:


For all LED road fixtures, high bays, flood lights and lighting fixtures with internal IC driver and power from 20-100W

LED FLOODLIGHTS HELIOS SMD, BLACK WITH EMERGENCY DRIVER 20-100W

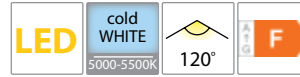
2 YEAR TOTAL WARRANTY
2 standard+0 extended



98HELIOS30E



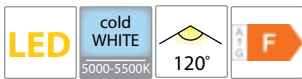
Type: LED Floodlight
Power: 30W
Lumens: 2400lm
Efficiency: 80lm/W
Emergency time: max. 2h
Body colour: Black
Material: Aluminum casting
LED driver: Mounted in the body




98HELIOS50E



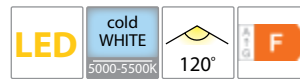
Type: LED Floodlight
Power: 50W
Lumens: 4000lm
Efficiency: 80lm/W
Emergency time: max. 1.5h
Body colour: Black
Material: Aluminum casting
LED driver: Mounted in the body



98HELIOS100E



Type: LED Floodlight
Power: 100W
Lumens: 8000lm
Efficiency: 80lm/W
Emergency time: max. 1h
Body colour: Black
Material: Aluminum casting
LED driver: Mounted in the body



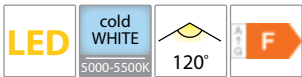
98HELIOS30SENE



Type: Floodlight with sensor
Power: 30W
Lumens: 2400lm
Efficiency: 80lm/W
Emergency time: max. 2h
Material: Aluminum casting
LED driver: Mounted in the body

Sensor

Detection range: 120°
Detection distance: max. 8m (±2 m)
Ambient light: 25±10 lux
Time setting: 140±20 s



98HELIOS50SENE




Type: Floodlight with sensor
Power: 50W
Lumens: 4000lm
Efficiency: 80lm/W
Emergency time: max. 1.5h
Material: Aluminum casting
LED driver: Mounted in the body

Sensor

Detection range: 120°
Detection distance: max. 8m (±2 m)
Ambient light: 25±10 lux
Time setting: 140±20 s



98HELIOS30/WHE



Type: LED Floodlight
Power: 30W
Lumens: 2400lm
Efficiency: 80lm/W
Emergency time: max. 2h
Body colour: White
Material: Aluminum casting
LED driver: Mounted in the body

~230V

Ra≥80

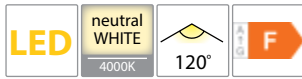
EMC

IP65

Scan QR code for 3D models, IES files & price.

LED FLOODLIGHTS HELIOS SMD, WHITE WITH EMERGENCY DRIVER 20-100W

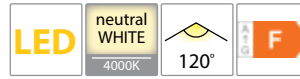
2 YEAR TOTAL WARRANTY
2 standard+0 extended



98HELIOS50/WHE



Type: LED Floodlight
Power: 50W
Lumens: 4000lm
Efficiency: 80lm/W
Emergency time: max.1.5h
Body colour: White
Material: Aluminum casting
LED driver: Mounted in the body



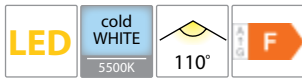
98HELIOS100/WHE




Type: LED Floodlight
Power: 100W
Lumens: 8000lm
Efficiency: 80lm/W
Emergency time: max. 1h
Body colour: White
Material: Aluminum casting
LED driver: Mounted in the body

LED FLOODLIGHTS VEGA SMD, BLACK WITH EMERGENCY DRIVER 20-100W

5 YEAR TOTAL WARRANTY
3 standard+2 extended




98VEGA30SLIME



Type: LED Floodlight
Power: 30W
Lumens: 2700lm
Efficiency: 90lm/W
Emergency time: max.2h
Body colour: Black
Material: Plastic+Aluminum
LED driver: Mounted in the body



98VEGA50SLIME



Type: LED Floodlight
Power: 50W
Lumens: 4500lm
Efficiency: 90lm/W
Emergency time: max.1.5h
Body colour: Black
Material: Plastic+Aluminum
LED driver: Mounted in the body



98VEGA100SLIME



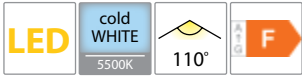
Type: LED Floodlight
Power: 100W
Lumens: 9000lm
Efficiency: 90lm/W
Emergency time: max. 1h
Body colour: Black
Material: Plastic+Aluminum
LED driver: Mounted in the body

~230V
Ra≥80
EMC
IP65

Scan QR code for 3D models,
IES files & price.

LED FLOODLIGHTS VEGA SENSOR, BLACK WITH EMERGENCY DRIVER 20-100W

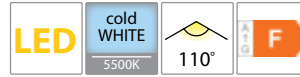
5 YEAR TOTAL WARRANTY
3 standard+2 extended



98VEGA30SSE



Type: Floodlight with sensor
Power: 30W
Lumens: 2700lm
Efficiency: 90lm/W
Emergency time: max.2h
Material: Plastic+Aluminum
LED driver: Mounted in the body
Sensor
Detection range: 110°
Detection distance: max. 8m
Ambient light: 50 lux
Detection Motion Speed: 0.6-1.5m/s



98VEGA50SSE



Type: Floodlight with sensor
Power: 50W
Lumens: 4500lm
Efficiency: 90lm/W
Emergency time: max.1.5h
Material: Plastic+Aluminum
LED driver: Mounted in the body
Sensor
Detection range: 110°
Detection distance: max. 8m
Ambient light: 50 lux
Detection Motion Speed: 0.6-1.5m/s

LED FLOODLIGHTS VEGA SMD, WHITE WITH EMERGENCY DRIVER 20-100W


5 YEAR TOTAL WARRANTY
3 standard+2 extended



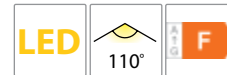
98VEGA30WW/WHE



98VEGA30S/WHE




Type: LED Floodlight
Power: 30W
Lumens: 2700lm
Efficiency: 90lm/W
Emergency time: max.2h
Body colour: White
Material: Plastic+Aluminum
LED driver: Mounted in the body



98VEGA50WW/WHE



98VEGA50S/WHE




Type: LED Floodlight
Power: 50W
Lumens: 4500lm
Efficiency: 90lm/W
Emergency time: max.1.5h
Body colour: White
Material: Plastic+Aluminum
LED driver: Mounted in the body



98VEGA100WW/WHE



98VEGA100S/WHE



Type: LED Floodlight
Power: 100W
Lumens: 9000lm
Efficiency: 90lm/W
Emergency time: max. 1h
Body colour: White
Material: Plastic+Aluminum
LED driver: Mounted in the body

- ~230V
- Ra≥80
- EMC
- IP65

Scan QR code for 3D models, IES files & price.

LED FLOODLIGHTS VEGA SENSOR, BLACK WITH EMERGENCY DRIVER 20-100W

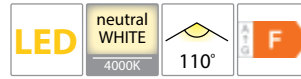
5 YEAR TOTAL WARRANTY
3 standard+2 extended



98VEGA30SWW/WHE



Type: Floodlight with sensor
Power: 30W
Lumens: 2700lm
Efficiency: 90lm/W
Emergency time: max.2h
Material: Plastic+Aluminum
LED driver: Mounted in the body
Sensor
Detection range: 120°
Detection distance: max. 8m
Ambient light: 50 lux
Detection Motion Speed: 0.6-1.5m/s



98VEGA30SS/WHE



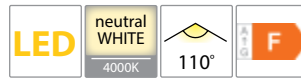
Type: Floodlight with sensor
Power: 30W
Lumens: 2700lm
Efficiency: 90lm/W
Emergency time: max.2h
Material: Plastic+Aluminum
LED driver: Mounted in the body
Sensor
Detection range: 120°
Detection distance: max. 8m
Ambient light: 50 lux
Detection Motion Speed: 0.6-1.5m/s



98VEGA50SWW/WHE



Type: Floodlight with sensor
Power: 50W
Lumens: 4500lm
Efficiency: 90lm/W
Emergency time: max.1.5h
Material: Plastic+Aluminum
LED driver: Mounted in the body
Sensor
Detection range: 120°
Detection distance: max. 8m (±2 m)
Ambient light: 50 lux
Detection Motion Speed: 0.6-1.5m/s



98VEGA50SS/WHE

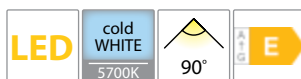


Type: Floodlight with sensor
Power: 50W
Lumens: 4500lm
Efficiency: 90lm/W
Emergency time: max.1.5h
Material: Plastic+Aluminum
LED driver: Mounted in the body
Sensor
Detection range: 120°
Detection distance: max. 8m (±2 m)
Ambient light: 50 lux
Detection Motion Speed: 0.6-1.5m/s

~230V
Ra≥80
EMC
IP65

LED FLOODLIGHTS EOS WITH EMERGENCY DRIVER 20-100W

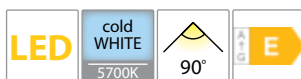
5 YEAR TOTAL WARRANTY
3 standard+2 extended



98EOS50/BLE



Type: LED Floodlight
Power: 50W
Lumens: 6000lm
Efficiency: 120lm/W
Emergency time: max. 1.5h
Surge Protection: 6kV
Body colour: Black & Grey
Material: Aluminum + Engineering plastic cover



98EOS100/BLE



Type: LED Floodlight
Power: 100W
Lumens: 12000lm
Efficiency: 120lm/W
Emergency time: max. 1h
Surge Protection: 10kV
Body colour: Black & Grey
Material: Aluminum + Engineering plastic cover

Scan QR code for 3D models, IES files & price.

LED STREET LIGHTS STELLAR WITH EMERGENCY DRIVER 20-100W

2 YEAR TOTAL WARRANTY
2 standard+0 extended

LED cold WHITE 5000-5500K 85x140° E

IP65

98ROUTE30SMDE



Type: LED Street light
Power: 30W
Lumens: 3000lm
Efficiency: 100lm/W
Emergency time: max.2h
Body colour: Black
Diameter of the pole: 45mm
Material: Aluminum + PC cover
Appr. mounting height: 2-4m

LED cold WHITE 5000-5500K 85x140° E

IP65

98ROUTE50SMDE



Type: LED Street light
Power: 50W
Lumens: 5000lm
Efficiency: 100lm/W
Emergency time: max.1.5h
Body colour: Black
Diameter of the pole: 45mm
Material: Aluminum + PC cover
Appr. mounting height: 3-5m

LED cold WHITE 5000-5500K 85x140° E

IP65

98ROUTE100SMDE



Type: LED Street light*
Power: 100W
Lumens: 10000lm
Efficiency: 100lm/W
Body colour: Black
Material: Aluminum + PC cover
Diameter of the pole: 45mm
Approximate mount. height: 5-7m

*For individual inquiries and accurate calculations, ELMARK offers to its customers free project preparation.


LED STREET LIGHTS ELMARK WITH EMERGENCY DRIVER 20-100W

5 YEAR TOTAL WARRANTY
3 standard+2 extended



LED warm WHITE 3000K 135x75° E

98PRAGUE30/WWE



Type: LED Street light
Power: 30W
Lumens: 3900lm
Efficiency: 130lm/W
Emergency time: max.2h
Surge Protection: 6kV
Body colour: Grey
Material: Aluminum + PC cover
Diameter of the pole: 60mm
Approximate mounting height: 3-5m

LED neutral WHITE 4000K 135x75° E

98PRAGUE30/WE

Type: LED Street light
Power: 30W
Lumens: 3900lm
Efficiency: 130lm/W
Emergency time: max.2h
Surge Protection: 6kV
Body colour: Grey
Material: Aluminum + PC cover
Diameter of the pole: 60mm
Approximate mounting height: 3-5m

LED cold WHITE 5500K 135x75° E

98PRAGUE30SMDE

Type: LED Street light
Power: 30W
Lumens: 3900lm
Efficiency: 130lm/W
Emergency time: max.2h
Surge Protection: 6kV
Body colour: Grey
Material: Aluminum + PC cover
Diameter of the pole: 60mm
Approximate mounting height: 3-5m

~230V

Ra≥80



IP65

IP67

Scan QR code for 3D models, IES files & price.

LED STREET LIGHTS ELMARK WITH EMERGENCY DRIVER 20-100W

5 YEAR TOTAL WARRANTY
3 standard+2 extended



INDUSTRIAL LED warm WHITE 3000K 135x75° E



98PRAGUE50/WWE

Type: LED Street light
Power: 50W
Lumens: 6500lm
Efficiency: 130lm/W
Emergency time: max.1.5h
Surge Protection: 6kV
Body colour: Grey
Material: Aluminum + PC cover
Diameter of the pole: 60mm
Approximate mounting height: 4-6m

LED neutral WHITE 4000K 135x75° E

98PRAGUE50/WE

Type: LED Street light
Power: 50W
Lumens: 6500lm
Efficiency: 130lm/W
Emergency time: max.1.5h
Surge Protection: 6kV
Body colour: Grey
Material: Aluminum + PC cover
Diameter of the pole: 60mm
Approximate mounting height: 4-6m


LED cold WHITE 5500K 135x75° E

98PRAGUE50SMDE

Type: LED Street light
Power: 50W
Lumens: 6500lm
Efficiency: 130lm/W
Emergency time: max.1.5h
Surge Protection: 6kV
Body colour: Grey
Material: Aluminum + PC cover
Diameter of the pole: 60mm
Approximate mounting height: 4-6m



INDUSTRIAL LED warm WHITE 3000K 135x75° E



98PRAGUE100/WWE

Type: LED Street light
Power: 100W
Lumens: 13000lm
Efficiency: 130lm/W
Emergency time: max.1h
Surge Protection: 6kV
Body colour: Grey
Material: Aluminum + PC cover
Diameter of the pole: 60mm
Approximate mounting height: 6-8m

LED neutral WHITE 4000K 135x75° E

98PRAGUE100/WE


Type: LED Street light
Power: 100W
Lumens: 13000lm
Efficiency: 130lm/W
Emergency time: max.1h
Surge Protection: 6kV
Body colour: Grey
Material: Aluminum + PC cover
Diameter of the pole: 60mm
Approximate mounting height: 6-8m

LED cold WHITE 5500K 135x75° E

98PRAGUE100SMDE

Type: LED Street light
Power: 100W
Lumens: 13000lm
Efficiency: 130lm/W
Emergency time: max.1h
Surge Protection: 6kV
Body colour: Grey
Material: Aluminum + PC cover
Diameter of the pole: 60mm
Approximate mounting height: 6-8m

LED cold WHITE 5500K 70x145° E



98BERLIN100SMDE



Type: LED Street light
Power: 100W
Lumens: 15000lm
Efficiency: 150lm/W
Emergency time: max.1h
Surge Protection: 6kV
Body colour: Grey
Material: Aluminum + PC cover
Diameter of the pole: 60mm
Appr. mounting height: 7-9m

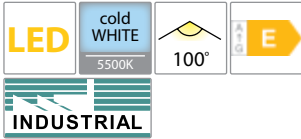
*For individual inquiries and accurate calculations, ELMARK offers to its customers free project preparation.

~230V
Ra≥80
EMC
IP65

Scan QR code for 3D models, IES files & price.

LED HIGH BAY STELLAR WITH EMERGENCY DRIVER 20-100W

2 YEAR TOTAL WARRANTY
2 standard+0 extended



98DUBLIN100SMDE

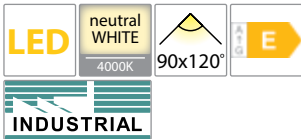


Type: LED high bay
Power: 100W
Lumens: 10000lm
Efficiency: 100lm/W
Emergency time: max.1h
Surge Protection: 3.5kV
Body colour: Grey
Material: Aluminum + Glass
Appr. mounting height: 3.5 m


*For individual inquiries and accurate calculations, ELMARK offers to its customers free project preparation.

LED HIGH BAY ELMARK WITH EMERGENCY DRIVER 20-100W

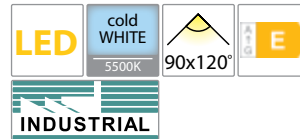
5 YEAR TOTAL WARRANTY
5 standard+0 extended




98LONDON100/WE



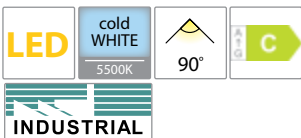
Type: LED high bay
Power: 100W
Lumens: 11000lm
Efficiency: 110lm/W
Emergency time: max.1h
Surge Protection: 6kV
Body colour: Black
Material: Aluminum + PC
Appr. mounting height: 4 m



98LONDON100SMDE



Type: LED high bay
Power: 100W
Lumens: 11000lm
Efficiency: 110lm/W
Emergency time: max.1h
Surge Protection: 6kV
Body colour: Black
Material: Aluminum + PC
Appr. mounting height: 4 m



98BERN100SMDE



Type: LED high bay*
Power: 100W
Lumens: 16000lm
Efficiency: 160lm/W
Surge Protection: 6kV
Body colour: Black
Material: Aluminum + PC cover
Approximate mount. height: 6 m


OUTDOOR | EMERGENCY LIGHTS

~230V
Ra≥80
EMC
IP65

Scan QR code for 3D models, IES files & price.

EMERGENCY DRIVER 50-250W

89227



IP44



EMERGENCY DRIVER FOR INDUSTRIAL LAMP WITH INTERNAL IC DRIVERS

This emergency driver is suitable for all 50-250W LED lamps with internal IC driver (This device CANNOT be used for the LED lights with RC driver). It can be used in public places to ensure LED lights work normally when power fail suddenly because of fire and earthquake and etc. The housing of this emergency driver adopts good-quality steel models with powder coating. It has low weight and being convenient to install, so you can rest assure its safety. It mainly includes housing, PCB and battery etc. Its battery adopts Li-ion battery with long lifespan. Its PCB adopts automatic SMT technology, uses IC control design in charging/ discharging and power supply part. PCB uses fully automatic SMT technology, PCB core use 3525 IC chips which is especially for emergency lights and Li-ion battery protections. PCB circuit has the complete protection for over charging/discharging, output Short Circuit, Open Circuit, input/output reverse connection.

Operated principle:

The emergency driver is being charged when AC power works, when fully charged, the circuit will protect the battery from over being-charged, and the emergency is standing by as soon as the battery is fully charged. When AC power is down, emergency driver supplies power to LED fixtures and they up light to the way to escape.

Technical data

- Input voltage: 85-265V AC
- Battery: Internal 19.2V 12000mAh
- Max. input power: 300W
- Emergency switch time: <5s
- Suitable: for LED lamp with internal driver and power 50-250W
- Emergency time: 60-250min
- Working temperature: from -10 to +50°C
- Material: Aluminum
- Size: 400x85x70mm
- IP 44

Recommended:

For all LED road fixtures, high bays, flood lights and lighting fixtures with internal IC driver and power from 50-250W.

89227MF

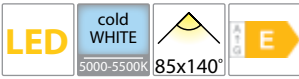


FIXED MOUNTING FITTING FOR EMERGENCY BLOCK 50-250W



LED STREET LIGHTS STELLAR WITH EMERGENCY DRIVER 50-250W

2 YEAR TOTAL WARRANTY
2 standard+0 extended



98ROUTE150SMDE




Type: LED Street light
Power: 150W
Lumens: 15000lm
Efficiency: 100lm/W
Body colour: Black
Material: Aluminum + PC cover
Diameter of the pole: 45mm
Approximate mount. height: 6-8m

LED STREET LIGHTS ELMARK WITH EMERGENCY DRIVER 50-250W

5 YEAR TOTAL WARRANTY
3 standard+2 extended



98PRAGUE150/WWE



Type: LED Street light
Power: 150W
Lumens: 19500lm
Efficiency: 130lm/W
Emergency time: ≥2h
Surge Protection: 6kV
Body colour: Grey
Material: Aluminum + PC cover
Diameter of the pole: 60mm
Approximate mounting height: 7-9m



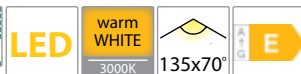
98PRAGUE150/WE

Type: LED Street light
Power: 150W
Lumens: 19500lm
Efficiency: 130lm/W
Emergency time: ≥2h
Surge Protection: 6kV
Body colour: Grey
Material: Aluminum + PC cover
Diameter of the pole: 60mm
Approximate mounting height: 7-9m




98PRAGUE150SMDE

Type: LED Street light
Power: 150W
Lumens: 19500lm
Efficiency: 130lm/W
Emergency time: ≥2h
Surge Protection: 6kV
Body colour: Grey
Material: Aluminum + PC cover
Diameter of the pole: 60mm
Approximate mounting height: 7-9m



98PRAGUE200/WWE

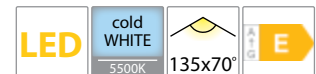


Type: LED Street light
Power: 200W
Lumens: 26000lm
Efficiency: 130lm/W
Emergency time: max. 1.5h
Surge Protection: 6kV
Body colour: Grey
Material: Aluminum + PC cover
Diameter of the pole: 60mm
Approximate mounting height: 10-12m



98PRAGUE200/WE

Type: LED Street light
Power: 200W
Lumens: 26000lm
Efficiency: 130lm/W
Emergency time: max. 1.5h
Surge Protection: 6kV
Body colour: Grey
Material: Aluminum + PC cover
Diameter of the pole: 60mm
Approximate mounting height: 10-12m



98PRAGUE200SMDE

Type: LED Street light
Power: 200W
Lumens: 26000lm
Efficiency: 130lm/W
Emergency time: max. 1.5h
Surge Protection: 6kV
Body colour: Grey
Material: Aluminum + PC cover
Diameter of the pole: 60mm
Approximate mounting height: 10-12m


*For individual inquiries and accurate calculations, ELMARK offers to its customers free project preparation.

LED STREET LIGHTS ELMARK WITH EMERGENCY DRIVER 50-250W



98PRAGUE250/WWE

Type: LED Street light
Power: 250W
Lumens: 30000lm
Efficiency: 120lm/W
Emergency time: max. 1h
Surge Protection: 6kV
Body colour: Grey
Material: Aluminum + PC cover
Diameter of the pole: 60mm
Approximate mounting height: 11-13m



98PRAGUE250/WE

Type: LED Street light
Power: 250W
Lumens: 30000lm
Efficiency: 120lm/W
Emergency time: max. 1h
Surge Protection: 6kV
Body colour: Grey
Material: Aluminum + PC cover
Diameter of the pole: 60mm
Approximate mounting height: 11-13m



98PRAGUE250SMDE

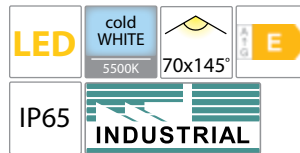

Type: LED Street light
Power: 250W
Lumens: 30000lm
Efficiency: 120lm/W
Emergency time: max. 1h
Surge Protection: 6kV
Body colour: Grey
Material: Aluminum + PC cover
Diameter of the pole: 60mm
Approximate mounting height: 11-13m



98BERLIN150SMDE




Type: LED Street light
Power: 150W
Lumens: 22500lm
Efficiency: 150lm/W
Emergency time: ≥2h
Surge Protection: 6kV
Body colour: Grey
Material: Aluminum + PC cover
Diameter of the pole: 60mm
Appr. mounting height: 8-10m



98BERLIN200SMDE



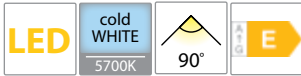
Type: LED Street light
Power: 200W
Lumens: 30000lm
Efficiency: 150lm/W
Emergency time: max 1.5h
Surge Protection: 6kV
Body colour: Grey
Material: Aluminum + PC cover
Diameter of the pole: 60mm
Appr. mounting height: 11-13m



*For individual inquiries and accurate calculations, ELMARK offers to its customers free project preparation.

LED STREET LIGHTS ELMARK WITH EMERGENCY DRIVER 50-250W

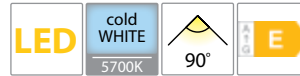
5 YEAR TOTAL WARRANTY
3 standard+2 extended




98EOS150/BLE



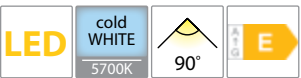
Type: LED Floodlight
Power: 150W
Lumens: 18000lm
Efficiency: 120lm/W
Emergency time: ≥2h
Surge Protection: 10kV
Body colour: Black & Grey
Material: Aluminum + Engineering plastic cover



98EOS200/BLE



Type: LED Floodlight
Power: 200W
Lumens: 25000lm
Efficiency: 125 lm/W
Emergency time: max 1.5h
Surge Protection: 10kV
Body colour: Black & Grey
Material: Aluminum + Engineering plastic cover



98MARS20090CWE



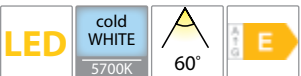
Type: LED Floodlight
Power: 200W
Lumens: 28000lm
Efficiency: 140lm/W
Surge Protection: 6kV
Driver: Phillips
Body colour: Grey
Material: Aluminum + PC



98MARS20030CWE



Type: LED Floodlight
Power: 200W
Lumens: 28000lm
Efficiency: 140lm/W
Surge Protection: 6kV
Driver: Phillips
Body colour: Grey
Material: Aluminum + PC



98MARS20060CWE



Type: LED Floodlight
Power: 200W
Lumens: 28000lm
Efficiency: 140lm/W
Surge Protection: 6kV
Driver: Phillips
Body colour: Grey
Material: Aluminum + PC

~230V

Ra≥80

EMC

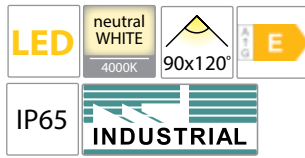
IP65

IP67


Scan QR code for 3D models, IES files & price.

LED HIGH BAY ELMARK WITH EMERGENCY DRIVER 50-250W


5 YEAR TOTAL WARRANTY
5 standard-0 extended




98LONDON150/WE



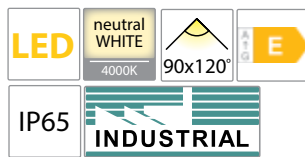
Type: LED high bay
Power: 150W
Lumens: 16500lm
Efficiency: 110lm/W
Emergency time: ≥2h
Surge Protection: 6kV
Body colour: Black
Material: Aluminum + PC
Appr. mounting height: 5 m




98LONDON150SMDE




Type: LED high bay
Power: 150W
Lumens: 16500lm
Efficiency: 110lm/W
Emergency time: ≥2h
Surge Protection: 6kV
Body colour: Black
Material: Aluminum + PC
Appr. mounting height: 5 m




98LONDON200/WE



Type: LED high bay
Power: 200W
Lumens: 22000lm
Efficiency: 110lm/W
Emergency time: max 1.5h
Surge Protection: 6kV
Body colour: Black
Material: Aluminum + PC
Appr. mounting height: 7 m



98LONDON200SMDE

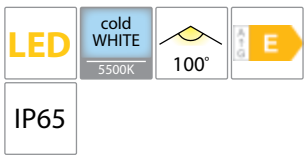


Type: LED high bay
Power: 200W
Lumens: 22000lm
Efficiency: 110lm/W
Emergency time: max 1.5h
Surge Protection: 6kV
Body colour: Black
Material: Aluminum + PC
Appr. mounting height: 7 m

*For individual inquiries and accurate calculations, ELMARK offers its customers free project preparation.

LED HIGH BAY STELLAR WITH EMERGENCY DRIVER 50-250W

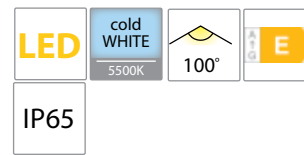
2 YEAR TOTAL WARRANTY
2 standard-0 extended



98DUBLIN150SMDE



Type: LED high bay
Power: 150W
Lumens: 15000lm
Efficiency: 100lm/W
Emergency time: ≥2h
Surge Protection: 3.5kV
Body colour: Grey
Material: Aluminum + Glass
Appr. mounting height: 4.5 m



98DUBLIN200SMDE



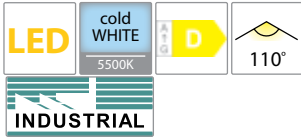
Type: LED high bay
Power: 200W
Lumens: 20000lm
Efficiency: 100lm/W
Emergency time: ≥2h
Surge Protection: 3.5kV
Body colour: Grey
Material: Aluminum + Glass
Appr. mounting height: 6 m

- ~230V
- Ra≥80
- EMC
- IP65
- IP67

Scan QR code for 3D models, IES files & price.

LED HIGH BAY ELMARK WITH EMERGENCY DRIVER 50-250W

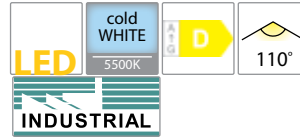
5 YEAR TOTAL WARRANTY
5 standard+0 extended



98GENEVA100SMDE



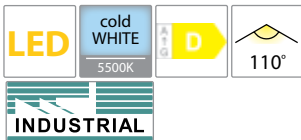
Type: LED high bay
Power: 100W
Lumens: 14000lm
Efficiency: 140lm/W
Emergency time: ≥2h
Surge Protection: 6kV
Body colour: Black
Material: Aluminum
Appr. mounting height: 5 m



98GENEVA150SMDE



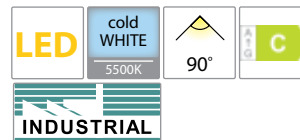
Type: High bay
Power: 150W
Lumens: 21000lm
Efficiency: 140lm/W
Emergency time: ≥2h
Surge Protection: 6kV
Body colour: Black
Material: Aluminum
Appr. mounting height: 6 m



98GENEVA200SMDE



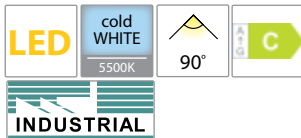
Type: High bay
Power: 200W
Lumens: 28000lm
Efficiency: 140lm/W
Emergency time: max 1.5h
Surge Protection: 6kV
Body colour: Black
Material: Aluminum
Appr. mounting height: 8 m



98BERN150SMDE



Type: LED high bay
Power: 150W
Lumens: 24000lm
Efficiency: 160lm/W
Surge Protection: 6kV
LED chip: Bridgelux
Driver: Lifud
Body colour: Black
Material: Aluminum + PC cover
Approximate mount. height: 6-8 m



98BERN200SMDE



Type: LED high bay
Power: 200W
Lumens: 32000lm
Efficiency: 160lm/W
Surge Protection: 6kV
LED chip: Bridgelux
Driver: Lifud
Body colour: Black
Material: Aluminum + PC cover
Approximate mount. height: 8-10



*For individual inquiries and accurate calculations, ELMARK offers its customers free project preparation.

OUTDOOR | EMERGENCY HIGH BAYS

~230V

Ra≥80

EMC

IP65

Scan QR code for 3D models,
IES files & price.



LAMPS & COMPONENTS

- LED BULLBS
- LED TUBES
- LED STRIPS
- LED DRIVERS
- LAMP HOLDERS
- SENSORS





99LED772D



99LED754D



99LED769D

Click on the image & view the price

LED VINTAGE BULBS

3 YEARS TOTAL WARRANTY
+ 3 standard
0 extended

IP20

~230V

>15000

25000h

RoHS COMPLIANT

EMC


CE

Scan QR code for 3D models, IES files & price.

726

LED warm WHITE 2800-3200K 360° DIMMABLE E14

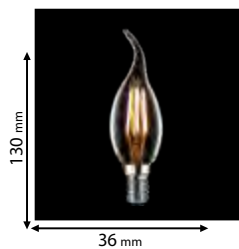
99LED772D



Type: LED filament vintage lamp C35
Power: 4W
Lumens: 360lm
Lamp holder: E14
Material: Golden glass

LED warm WHITE 2800-3200K 360° DIMMABLE E14


99LED754D



Type: LED filament vintage lamp FLAME
Power: 5W
Lumens: 350lm
Lamp holder: E14
Material: Golden glass

LED warm WHITE 2800-3200K 360° DIMMABLE E27

99LED769D



Type: LED filament vintage lamp ST64
Power: 8W
Lumens: 580lm
Lamp holder: E27
Material: Golden glass



99LED773D



99LED975D
99LED770D




99LED771D

Click on the image
& view the price

LED VINTAGE BULBS

LED warm WHITE 2800-3200K 360° **F** DIMMABLE E27


99LED773D



Type: LED filament vintage lamp A60
Power: 8W
Lumens: 580lm
Lamp holder: E27
Material: Golden glass

LED warm WHITE 2700K 360° **F** DIMMABLE E27


99LED975D



Type: LED filament vintage lamp G80
Power: 8W
Lumens: 580lm
Lamp holder: E27
Material: Golden glass

LED warm WHITE 2800-3200K 360° **F** DIMMABLE E27

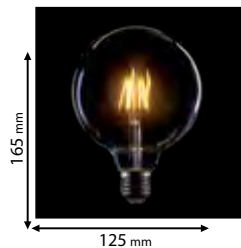
99LED770D



Type: LED filament vintage lamp G95
Power: 8W
Lumens: 580lm
Lamp holder: E27
Material: Golden glass

LED warm WHITE 2800-3200K 360° **F** DIMMABLE E27

99LED771D



Type: LED filament vintage lamp G125
Power: 8W
Lumens: 580lm
Lamp holder: E27
Material: Golden glass

3 YEARS TOTAL WARRANTY
+ 3 standard
0 extended

IP20

~230V

>15000

25000h

RoHS COMPLIANT

EMC

CE

Scan QR code for 3D models, IES files & price.



99LED662D



99LED664D



99LED660



99LED665D

Click on the image & view the price

LED FILAMENT BULBS MATT

3 YEARS TOTAL WARRANTY
+ 3 standard
0 extended

IP20

~230V

>25000

30000h

Ra≥80

RoHS COMPLIANT


EMC

CE

Scan QR code for 3D models, IES files & price.

LED warm WHITE 2700K 360° DIMMABLE E14

99LED662D



Type: LED filament lamp C35
Power: 4W
Lumens: 400lm
Lamp holder: E14
Body colour: Matt

LED warm WHITE 2700K 360° DIMMABLE E14


99LED664D



Type: LED filament lamp P45
Power: 4W
Lumens: 400lm
Lamp holder: E14
Body colour: Matt

LED warm WHITE 2700K 360° DIMMABLE E27

99LED665D



Type: LED filament lamp G45
Power: 4W
Lumens: 400lm
Lamp holder: E27
Body colour: Matt

LED warm WHITE 2700K 360° DIMMABLE E27

99LED660



Type: LED filament lamp A60
Power: 4W
Lumens: 400lm
Lamp holder: E27
Body colour: Matt



99LED828WW
99LED828W



99LED829WW
99LED829W



99LED886WW



99LED830WW
99LED830W

Click on the image
& view the price

LAMPS | LED FILAMENT

LED FILAMENT BULBS TRANSPARENT

LED 360° E warm WHITE 2700K
neutral WHITE 4000K
E14

99LED828WW

99LED828W



Type: LED filament lamp P45
Power: 5W
Lumens: 550lm
Lamp holder: E14
Body colour: Transparent

LED 360° E warm WHITE 2700K
neutral WHITE 4000K
E14

99LED829WW


99LED829W



Type: LED filament lamp C35
Power: 5W
Lumens: 550lm
Lamp holder: E14
Body colour: Transparent

LED 360° E warm WHITE 2700K
neutral WHITE 4000K
E14 DIMMABLE

99LED886WW

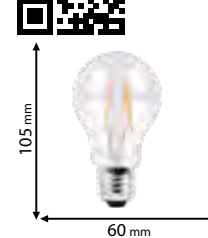


Type: LED filament lamp FLAME
Power: 5W
Lumens: 450lm
Lamp holder: E14
Body colour: Transparent

LED 360° E warm WHITE 2700K
neutral WHITE 4000K
E27

99LED830WW

99LED830W



Type: LED filament lamp A60
Power: 8W
Lumens: 1055lm
Lamp holder: E27
Body colour: Transparent

3 YEARS TOTAL WARRANTY
+ 3 standard
0 extended

IP20

~230V

>25000

30000h

Ra≥80

RoHS COMPLIANT

EMC

CE

Scan QR code for 3D models,
IES files & price.



99LED838WW
99LED838W
99LED839WW
99LED839W



99LED834WW
99LED834W
99LED835WW
99LED835W

Click on the image & view the price

MILKY WHITE LED BULBS

3 YEARS TOTAL WARRANTY
+ 3 standard
0 extended

IP20

~230V

>25000

30000h

Ra≥80

RoHS COMPLIANT

EMC

CE

Scan QR code for 3D models, IES files & price.

730

LED 360° **E** warm WHITE 2700K neutral WHITE 4000K E27



99LED838WW

99LED838W

Type: LED lamp G95 milky white
Power: 7.2W
Lumens: 806lm
Efficiency: 112lm/W
Lamp holder: E27

LED 360° **E** warm WHITE 2700K neutral WHITE 4000K E27



99LED839WW

99LED839W

Type: LED lamp G95 milky white
Power: 12W
Lumens: 1512lm
Efficiency: 126lm/W
Lamp holder: E27

LED 360° **F** warm WHITE 2700K neutral WHITE 4000K E27




99LED834WW

99LED834W

Type: LED lamp A60 milky white
Power: 9W
Lumens: 950lm
Efficiency: 105lm/W
Lamp holder: E27

LED 360° **E** warm WHITE 2700K neutral WHITE 4000K E27



99LED835WW

99LED835W

Type: LED lamp A60 milky white
Power: 11W
Lumens: 1260lm
Efficiency: 115lm/W
Lamp holder: E27



99LED840WW
99LED840W




99LED836WW
99LED836W
99LED837WW
99LED837W

Click on the image
& view the price

MILKY WHITE LED BULBS

LED 360° **E** warm WHITE 2700K
neutral WHITE 4000K
E14


99LED840WW
99LED840W



Type: LED lamp G45 milky white
Power: 4.5W
Lumens: 500lm
Efficiency: 111lm/W
Lamp holder: E14

LED 360° **E** warm WHITE 2700K
neutral WHITE 4000K
E27


99LED836WW
99LED836W



Type: LED lamp G45 milky white
Power: 4.5W
Lumens: 500lm
Efficiency: 111lm/W
Lamp holder: E27

LED 360° **E** warm WHITE 2700K
neutral WHITE 4000K
E27

99LED837WW
99LED837W



Type: LED lamp G45 milky white
Power: 6W
Lumens: 800lm
Efficiency: 133lm/W
Lamp holder: E27

3 YEARS TOTAL WARRANTY
+ 3 standard
0 extended

IP20

~230V

>25000h

30000h

Ra≥80

RoHS COMPLIANT

EMC

CE

Scan QR code for 3D models, IES files & price.



99LED917HE
99LED916HE
99LED917CWHE



99LED917
99LED916
99LED917CW

Click on the image & view the price

HIGH EFFICIENCY LED CANDLE BULBS

3 YEARS TOTAL WARRANTY
+ 3 standard
0 extended

IP20

~230V

>25000

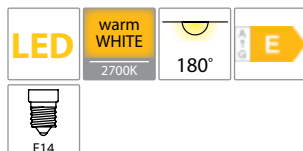
30000h

Ra≥80

RoHS COMPLIANT

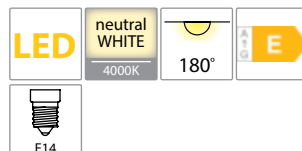
EMC

CE



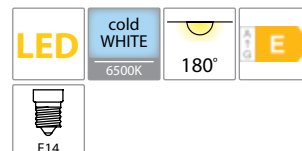
99LED917HE

Type: LED lamp CANDLE C37
high efficiency
Power: 7W
Lumens: 770lm
Efficiency: 110lm/W
Lamp holder: E14



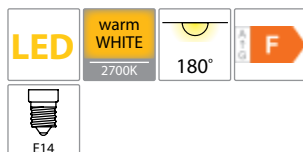
99LED916HE

Type: LED lamp CANDLE C37
high efficiency
Power: 7W
Lumens: 770lm
Efficiency: 110lm/W
Lamp holder: E14



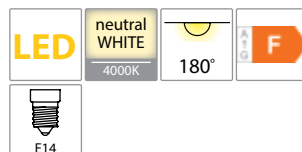
99LED917HECW

Type: LED lamp CANDLE C37
high efficiency
Power: 7W
Lumens: 770lm
Efficiency: 110lm/W
Lamp holder: E14



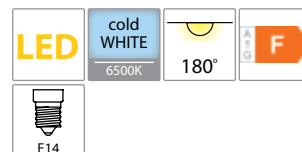
99LED917

Type: LED lamp CANDLE C37
Power: 8W
Lumens: 800lm
Efficiency: 100lm/W
Lamp holder: E14



99LED916

Type: LED lamp CANDLE C37
Power: 8W
Lumens: 800lm
Efficiency: 100lm/W
Lamp holder: E14



99LED917CW

Type: LED lamp CANDLE C37
Power: 8W
Lumens: 800lm
Efficiency: 100lm/W
Lamp holder: E14

Scan QR code for 3D models, IES files & price.



99LED754
99LED753
99LED820



99LED855
DIMMABLE

Click on the image & view the price

LED FLAME & CANDLE BULBS



LED warm WHITE 2700K 220° F E14

99LED754

Type: LED lamp FLAME
Power: 6W
Lumens: 500lm
Efficiency: 83lm/W
Lamp holder: E14

LED neutral WHITE 4000K 220° F E14

99LED753

Type: LED lamp FLAME
Power: 6W
Lumens: 500lm
Efficiency: 83lm/W
Lamp holder: E14

LED cold WHITE 6500K 220° F E14

99LED820

Type: LED lamp FLAME
Power: 6W
Lumens: 500lm
Efficiency: 83lm/W
Lamp holder: E14

3 YEARS TOTAL WARRANTY
+ 3 standard
0 extended

IP20

~230V

>25000

30000h

Ra≥80

RoHS COMPLIANT

EMC

CE

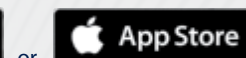
LED warm WHITE 3000K 180° F DIMMABLE E14

99LED855



Type: LED lamp CANDLE C37
Power: 5W
Lumens: 500lm
Efficiency: 100lm/W
Lamp holder: E14

Scan QR code for 3D models, IES files & price.





99LED915
99LED914

Click on the image
& view the price

LED CANDLE BULBS

3 YEARS TOTAL WARRANTY
+ 3 standard
0 extended

IP20

~230V

>25000

30000h

Ra≥80


RoHS COMPLIANT

EMC

CE

LED warm WHITE 2700K 180° F E27

99LED915



Type: LED lamp CANDLE C37
Power: 8W
Lumens: 800lm
Efficiency: 100lm/W
Lamp holder: E27

LED neutral WHITE 4000K 180° F E27

99LED914



Type: LED lamp CANDLE C37
Power: 8W
Lumens: 800lm
Efficiency: 100lm/W
Lamp holder: E27

Scan QR code for 3D models,
IES files & price.



99LED913HE
99LED912HE
99LED925HE

Click on the image & view the price

HIGH EFFICIENCY LED GLOBE BULBS



LED warm WHITE 2700K 240° E

99LED913HE

Type: LED lamp GLOBE P45
high efficiency
Power: 7W
Lumens: 840lm
Efficiency: 120lm/W
Lamp holder: E14

LED neutral WHITE 4000K 240° E

99LED912HE

Type: LED lamp GLOBE P45
high efficiency
Power: 7W
Lumens: 840lm
Efficiency: 120lm/W
Lamp holder: E14

LED cold WHITE 6500K 240° E

99LED925HE

Type: LED lamp GLOBE P45
high efficiency
Power: 7W
Lumens: 840lm
Efficiency: 120lm/W
Lamp holder: E14

LAMPS | LED GLOBE

3 YEARS TOTAL WARRANTY
+ 3 standard
0 extended

- IP20
- ~230V
- >25000h
- 30000h
- RoHS COMPLIANT
- EMC
- CE

Scan QR code for 3D models, IES files & price.



99LED747
99LED746
99LED800



99LED913
99LED912
99LED925

Click on the image
& view the price

LED GLOBE BULBS

3 YEARS TOTAL WARRANTY
+ 3 standard
0 extended

IP20

~230V

>25000

30000h

Ra≥80

RoHS COMPLIANT

EMC

CE



LED warm WHITE 2700K 240° F

99LED747

Type: LED lamp GLOBE P45
Power: 6W
Lumens: 540lm
Lamp holder: E14

LED neutral WHITE 4000K 240° F

99LED746

Type: LED lamp GLOBE P45
Power: 6W
Lumens: 540lm
Lamp holder: E14

LED cold WHITE 6500K 240° F

99LED800

Type: LED lamp GLOBE P45
Power: 6W
Lumens: 540lm
Lamp holder: E14



LED warm WHITE 2700K 180° F

99LED913

Type: LED lamp GLOBE P45
Power: 8W
Lumens: 800lm
Lamp holder: E14

LED neutral WHITE 4000K 180° F

99LED912

Type: LED lamp GLOBE P45
Power: 8W
Lumens: 800lm
Lamp holder: E14

LED cold WHITE 6500K 180° F

99LED925

Type: LED lamp GLOBE P45
Power: 8W
Lumens: 800lm
Lamp holder: E14

Scan QR code for 3D models,
IES files & price.



99LED745
99LED744
99LED801



99LED911
99LED910
99LED911CW

Click on the image
& view the price

LED GLOBE BULBS



LED warm WHITE 2700K 240° F E27

99LED745

Type: LED lamp GLOBE G45
Power: 6W
Lumens: 540lm
Efficiency: 90lm
Lamp holder: E27

LED neutral WHITE 4000K 240° F E27

99LED744

Type: LED lamp GLOBE G45
Power: 6W
Lumens: 540lm
Efficiency: 90lm
Lamp holder: E27

LED cold WHITE 6500K 240° F E27

99LED801

Type: LED lamp GLOBE G45
Power: 6W
Lumens: 540lm
Efficiency: 90lm
Lamp holder: E27

3 YEARS TOTAL WARRANTY
+ 3 standard
0 extended

IP20

~230V

>25000

30000h

RoHS COMPLIANT

EMC

CE



LED warm WHITE 2700K 180° F E27

99LED911

Type: LED lamp GLOBE G45
Power: 8W
Lumens: 800lm
Efficiency: 100lm
Lamp holder: E27

LED neutral WHITE 4000K 180° F E27

99LED910

Type: LED lamp GLOBE G45
Power: 8W
Lumens: 800lm
Efficiency: 100lm
Lamp holder: E27

LED cold WHITE 6500K 180° F E27

99LED911CW

Type: LED lamp GLOBE G45
Power: 8W
Lumens: 800lm
Efficiency: 100lm
Lamp holder: E27

Scan QR code for 3D models,
IES files & price.



B05-B-A60

Click on the image & view the price

WI-FI SMART LED BULB A60

3 YEARS TOTAL WARRANTY
+ 3 standard
0 extended

LED	warm WHITE	neutral WHITE	cold WHITE	F
	3000K	4000K	6500K	
SETTABLE				

Smartphone Control	GET IT ON Google Play	Download on the App Store	IP20
--------------------	-----------------------	---------------------------	------

- IP20
- ~230V
- >25000
- 30000h
- Ra≥80
- RoHS COMPLIANT**
- EMC**
- CE**



B05-B-A60

- Type: Smart LED bulb A60
- Input voltage: 220-240V AC
 - Power: 9W
 - Lumen: 806lm
 - Colour Temp. : CCT 2700-6500K
 - CRI: ≥Ra80
 - For Lampholder: E27
 - Wireless Standard: IEEE 802.11 b/g/n
 - Material: PC V0

Control: via smart device

Functions:

- Remote Control: 16 million colors will make you feel relaxed and energized. Control it via your phone anywhere.
- Pick a Scene: 8 build-in modes, pick one according to your mood.
- Smart Scene: Customize scenes for your smart life, make the light ready when you open the door
- Voice Control: Free your hands with Alexa/Google Assistant, just say out what you want.

Download EWeLink Application.



Remote Control	Voice Control	Timing Schedule	Smart Scene	Share Control	Power on State
----------------	---------------	-----------------	-------------	---------------	----------------

Scan QR code for 3D models, IES files & price.



99XLED585
99XLED586
99XLED795



99XLED587
99XLED588
99XLED821

Click on the image & view the price

LED PEAR BULBS



LED warm WHITE 2700K 240° G E27

99XLED585

Type: LED lamp PEAR A60 Stellar
Power: 10W
Lumens: 720lm
Lamp holder: E27

LED neutral WHITE 4000K 240° G E27

99XLED586

Type: LED lamp PEAR A60 Stellar
Power: 10W
Lumens: 720lm
Lamp holder: E27

LED cold WHITE 6500K 240° G E27

99XLED795

Type: LED lamp PEAR A60 Stellar
Power: 10W
Lumens: 720lm
Lamp holder: E27



LED warm WHITE 2700K 240° G E27

99XLED587

Type: LED lamp PEAR A60 Stellar
Power: 12W
Lumens: 860lm
Lamp holder: E27

LED neutral WHITE 4000K 240° G E27

99XLED588

Type: LED lamp PEAR A60 Stellar
Power: 12W
Lumens: 860lm
Lamp holder: E27

LED cold WHITE 6500K 240° G E27

99XLED821

Type: LED lamp PEAR A60 Stellar
Power: 12W
Lumens: 860lm
Lamp holder: E27

2 YEARS TOTAL WARRANTY
+ 2 standard
0 extended

IP20

~230V

>15000

20000h

RoHS COMPLIANT

EMC

CE

Scan QR code for 3D models, IES files & price.



99LED743
99LED742
99LED743CW

Click on the image & view the price

LED PEAR BULBS

2 YEARS TOTAL WARRANTY
+ 2 standard
0 extended

IP20

~230V

>15000

20000h

Ra≥80

RoHS COMPLIANT

EMC

CE



LED warm WHITE 2700K 240° **G**

E27

99LED743

Type: LED lamp PEAR A60 Stellar
Power: 15W
Lumens: 1080lm
Efficiency: 72lm/W
Lamp holder: E27

LED neutral WHITE 4000K 240° **G**

E27

99LED742

Type: LED lamp PEAR A60 Stellar
Power: 15W
Lumens: 1080lm
Efficiency: 72lm/W
Lamp holder: E27

LED cold WHITE 6500K 240° **G**

E27

99LED743CW

Type: LED lamp PEAR A60 Stellar
Power: 15W
Lumens: 1080lm
Efficiency: 72lm/W
Lamp holder: E27

Scan QR code for 3D models, IES files & price.



99LED585
99LED586
99LED795



99LED852

Click on the image
& view the price

LED PEAR BULBS



LED warm WHITE 2700K 240° F E27

99LED585

Type: LED lamp PEAR A60
Power: 10W
Lumens: 900lm
Efficiency: 90lm/W
Lamp holder: E27

LED neutral WHITE 4000K 240° F E27

99LED586

Type: LED lamp PEAR A60
Power: 10W
Lumens: 900lm
Efficiency: 90lm/W
Lamp holder: E27


LED cold WHITE 6500K 240° F E27

99LED795

Type: LED lamp PEAR A60
Power: 10W
Lumens: 900lm
Efficiency: 90lm/W
Lamp holder: E27

LED neutral WHITE 4000K 240° G E27

99LED852



Type: LED lamp PEAR A60
with radar sensor
Power: 10W
Lumens: 900lm
Efficiency: 90lm/W
Lamp holder: E27

Sensor

5 YEARS TOTAL WARRANTY
+ 3 standard
2 extended

IP20

~230V

>20000

30000h

RoHS COMPLIANT

EMC

CE

Scan QR code for 3D models,
IES files & price.



99LED588
99LED587
99LED821



99LED581
99LED582

Click on the image
& view the price

LED PEAR BULBS

5 YEARS TOTAL WARRANTY
+ 3 standard
2 extended

IP20

~230V

>25000


30000h

Ra≥80

RoHS COMPLIANT

EMC

CE



LED warm WHITE 2700K 240° F E27

99LED587

Type: LED lamp PEAR A60
Power: 12W
Lumens: 1080lm
Efficiency: 90lm/W
Lamp holder: E27

LED neutral WHITE 4000K 240° F E27

99LED588

Type: LED lamp PEAR A60
Power: 12W
Lumens: 1080lm
Efficiency: 90lm/W
Lamp holder: E27


LED cold WHITE 6500K 240° F E27

99LED821

Type: LED lamp PEAR A60
Power: 12W
Lumens: 1080lm
Efficiency: 90lm/W
Lamp holder: E27

LED warm WHITE 2700K 180° F DIMMABLE E27


99LED581



Type: LED lamp PEAR A60
Power: 12W
Lumens: 1080lm
Efficiency: 90lm/W
Lamp holder: E27

LED neutral WHITE 4000K 180° F DIMMABLE E27

99LED582



Type: LED lamp PEAR A60
Power: 12W
Lumens: 1080lm
Efficiency: 90lm/W
Lamp holder: E27

Scan QR code for 3D models,
IES files & price.



99LED819
99LED818
99LED797




99LED850WW
99LED850W
99LED850CW

Click on the image
& view the price

LAMPS | LED PEAR

LED PEAR BULBS



LED warm WHITE 2700K 180° E

99LED819

Type: LED lamp PEAR A60
Power: 15W
Lumens: 1500lm
Efficiency: 100lm/W
Lamp holder: E27

LED neutral WHITE 4000K 180° E

99LED818

Type: LED lamp PEAR A60
Power: 15W
Lumens: 1500lm
Efficiency: 100lm/W
Lamp holder: E27

LED cold WHITE 6500K 180° E

99LED797

Type: LED lamp PEAR A60
Power: 15W
Lumens: 1500lm
Efficiency: 100lm/W
Lamp holder: E27

5 YEARS TOTAL WARRANTY
+ 3 standard
2 extended

IP20

~230V


>25000

30000h

RoHS COMPLIANT

EMC

CE



LED warm WHITE 2700K 180° E

99LED850WW

Type: LED lamp PEAR A65
Power: 18W
Lumens: 1700lm
Efficiency: 95lm/W
Lamp holder: E27

LED neutral WHITE 4000K 180° E

99LED850W

Type: LED lamp PEAR A65
Power: 18W
Lumens: 1700lm
Efficiency: 95lm/W
Lamp holder: E27

LED cold WHITE 6500K 180° E

99LED850CW

Type: LED lamp PEAR A65
Power: 18W
Lumens: 1700lm
Efficiency: 95lm/W
Lamp holder: E27

Scan QR code for 3D models,
IES files & price.



99LED583HE
99LED584HE
99LED794HE
99LED585HE
99LED586HE
99LED795HE

Click on the image & view the price

HIGH EFFICIENCY LED PEAR BULBS

5 YEARS TOTAL WARRANTY
+ 3 standard
2 extended

IP20

~230V

>25000

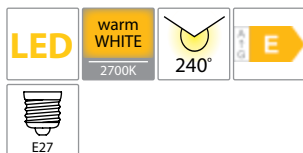

30000h

Ra≥80

RoHS COMPLIANT

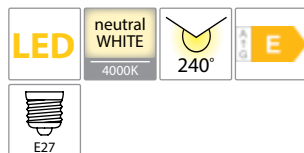
EMC

CE



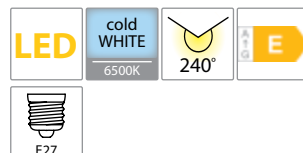
99LED583HE

Type: LED lamp PEAR A60 high efficiency
Power: 8W
Lumens: 960lm
Efficiency: 120lm/W
Lamp holder: E27



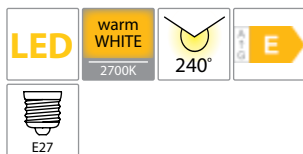

99LED584HE

Type: LED lamp PEAR A60 high efficiency
Power: 8W
Lumens: 960lm
Efficiency: 120lm/W
Lamp holder: E27



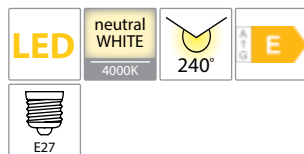
99LED794HE

Type: LED lamp PEAR A60 high efficiency
Power: 8W
Lumens: 960lm
Efficiency: 120lm/W
Lamp holder: E27



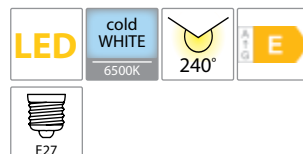
99LED585HE

Type: LED lamp PEAR A60 high efficiency
Power: 10W
Lumens: 1200lm
Lamp holder: E27



99LED586HE

Type: LED lamp PEAR A60 high efficiency
Power: 10W
Lumens: 1200lm
Lamp holder: E27



99LED795HE

Type: LED lamp PEAR A60 high efficiency
Power: 10W
Lumens: 1200lm
Lamp holder: E27

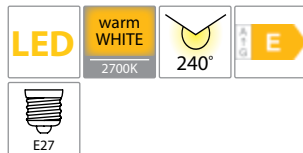
Scan QR code for 3D models, IES files & price.



99LED587HE
99LED588HE
99LED821HE
99LED819HE
99LED818HE
99LED797HE

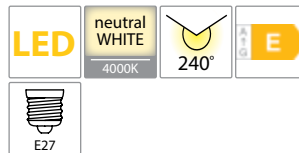
Click on the image & view the price

HIGH EFFICIENCY LED PEAR BULBS



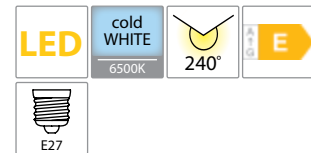
99LED587HE

Type: LED lamp PEAR A60 high efficiency
Power:12W
Lumens: 1440lm
Efficiency: 120lm/W
Lamp holder: E27



99LED588HE

Type: LED lamp PEAR A60 high efficiency
Power:12W
Lumens: 1440lm
Efficiency: 120lm/W
Lamp holder: E27



99LED821HE

Type: LED lamp PEAR A60 high efficiency
Power:12W
Lumens: 1440lm
Efficiency: 120lm/W
Lamp holder: E27

5 YEARS TOTAL WARRANTY
+ 3 standard
+ 2 extended

IP20

~230V



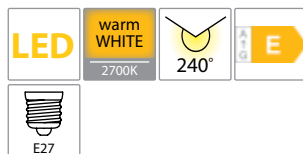
30000h

Ra≥80

RoHS COMPLIANT

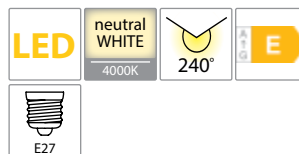
EMC

CE



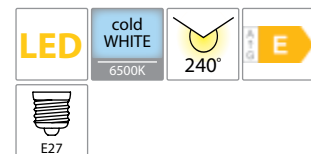
99LED819HE

Type: LED lamp PEAR A60 high efficiency
Power:14W
Lumens: 1680lm
Efficiency: 120lm/W
Lamp holder: E27



99LED818HE

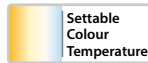
Type: LED lamp PEAR A60 high efficiency
Power:14W
Lumens: 1680lm
Efficiency: 120lm/W
Lamp holder: E27



99LED797HE

Type: LED lamp PEAR A60 high efficiency
Power:14W
Lumens: 1680lm
Efficiency: 120lm/W
Lamp holder: E27

Scan QR code for 3D models, IES files & price.



99LED898CCT
99LED899CCT

Click on the image & view the price

LED PEAR BULBS WITH ADJUSTABLE COLOUR TEMPERATURE

5 YEARS TOTAL WARRANTY
+ 3 standard
2 extended

IP20

~230V

>20000

30000h

Ra≥80


RoHS COMPLIANT

EMC

CE

LED warm WHITE 3000K neutral WHITE 4000K cold WHITE 6400K SETTABLE **F**

99LED898CCT



Type: LED lamp with settable colour temperature
Power: 9W
Lumens: 810lm
Efficiency: 90lm/W
Lamp holder: E27

LED warm WHITE 3000K neutral WHITE 4000K cold WHITE 6400K SETTABLE **F**

99LED899CCT



Type: LED lamp with settable colour temperature
Power: 11W
Lumens: 1100lm
Efficiency: 110lm/W
Lamp holder: E27

Scan QR code for 3D models, IES files & price.

*Compatible with DALI

 page 836

ELMARK
The Brand of Electricity



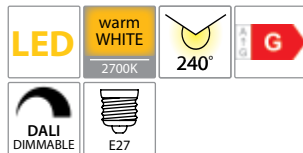

12-48V

99LED842WW
99LED842W
99LED842CW
99LED843WW
99LED843W
99LED843CW

Click on the image & view the price 

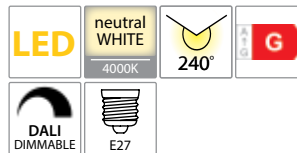
LAMPS | LED PEAR 12-48V

LOW VOLTAGE LED PEAR BULBS



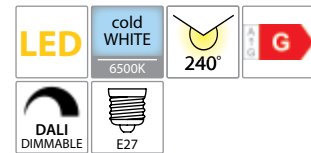
99LED842WW

Type: LED lamp PEAR A60
Rated voltage: 12-48V
Power: 10W
Lumens: 800lm
Efficiency: 80lm/W
Lamp holder: E27
**DALI dimmable*



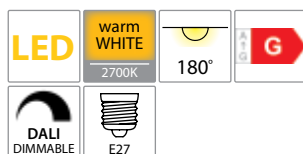

99LED842W

Type: LED lamp PEAR A60
Rated voltage: 12-48V
Power: 10W
Lumens: 800lm
Efficiency: 80lm/W
Lamp holder: E27
**DALI dimmable*



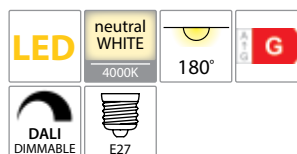
99LED842CW

Type: LED lamp PEAR A60
Rated voltage: 12-48V
Power: 10W
Lumens: 800lm
Efficiency: 80lm/W
Lamp holder: E27
**DALI dimmable*



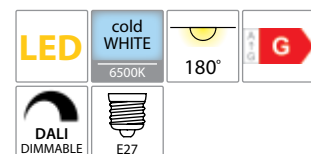
99LED843WW

Type: LED lamp PEAR A60
Rated voltage: 12-48V
Power: 13W
Lumens: 1050lm
Efficiency: 80lm/W
Lamp holder: E27
**DALI dimmable*



99LED843W

Type: LED lamp PEAR A60
Rated voltage: 12-48V
Power: 13W
Lumens: 1050lm
Efficiency: 80lm/W
Lamp holder: E27
**DALI dimmable*



99LED843CW

Type: LED lamp PEAR A60
Rated voltage: 12-48V
Power: 13W
Lumens: 1050lm
Efficiency: 80lm/W
Lamp holder: E27
**DALI dimmable*

3 YEARS TOTAL WARRANTY
+ 3 standard
0 extended

IP20

12-48V



30000h

Ra≥80

RoHS
COMPLIANT

EMC

CE

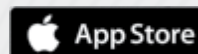
Scan QR code for 3D models, IES files & price.

Download 

from www.elmarkholding.eu or for mobile from



or



747



99LED851



99LED976

LED CORN BULB & LED BULB WITH FLAME EFFECT

Click on the image & view the price

3 YEARS TOTAL WARRANTY
+ 3 standard
0 extended

IP20

~230V

>20000

30000h

RoHS COMPLIANT

EMC

CE

Scan QR code for 3D models, IES files & price.

748

LED warm WHITE 1500-1800K 360° **G** **E27**

99LED851



Type: LED lamp with flame effect
Power: 1.5-5W
Lumens: 200lm
Efficiency: 90lm/W
Lamp holder: E27



LED neutral WHITE 4000K 360° **G** **E14**

99LED976



Type: LED dimmable corn bulb
Power: 7W
Lumens: 420lm
Efficiency: 60lm/W
Lamp holder: E14



99LED695
99LED694




99LED749
99LED748

Click on the image
& view the price

LED GLOBE BULBS

LED warm WHITE 2700K 240° **G**


99LED695



Type: LED lamp GLOBE G95
Power: 15W
Lumens: 1350lm
Efficiency: 90 lm/W
Lamp holder: E27

LED neutral WHITE 4000K 240° **F**


99LED694



Type: LED lamp GLOBE G95
Power: 15W
Lumens: 1350lm
Efficiency: 90 lm/W
Lamp holder: E27

LED warm WHITE 2700K 240° **F**


99LED749



Type: LED lamp GLOBE G120
Power: 20W
Lumens: 1650lm
Efficiency: 83 lm/W
Lamp holder: E27

LED neutral WHITE 4000K 240° **F**

99LED748



Type: LED lamp GLOBE G120
Power: 20W
Lumens: 1650lm
Efficiency: 83 lm/W
Lamp holder: E27

3 YEARS TOTAL WARRANTY
+ 3 standard
0 extended

IP20

~230V

>25000

30000h

RoHS COMPLIANT

EMC

CE

Scan QR code for 3D models, IES files & price.



99LED439
99LED440
99LED827W
99LED827CW



99LED8M



99LED6KM

Click on the image & view the price

LED R50 / R80 / MOSQUITO LAMPS

3 YEARS TOTAL WARRANTY
+ 3 standard
0 extended

IP20

~230V

>25000

30000h

Ra≥80

RoHS COMPLIANT


EMC

CE

Scan QR code for 3D models, IES files & price.

750

LED 180° **G** warm WHITE 2700K
neutral WHITE 4000K
E14

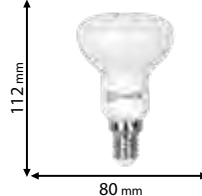


99LED440

99LED439

Type: LED lamp R50
Power: 5.5W
Lumens: 500lm
Efficiency: 91 lm/W
Lamp holder: E14

LED 180° **F** neutral WHITE 4000K
cold WHITE 6400K
E27



99LED827W

99LED827CW

Type: LED lamp R80
Power: 11W
Lumens: 950lm
Efficiency: 91 lm/W
Lamp holder: E27

LED warm WHITE 3500K 180° **F**
E27



99LED8M

Type: Mosquito repellent LED lamp
Power: 8W
Lumens: 780lm
Efficiency: 97.5 lm/W
Lamp holder: E27
No smell | No noise | No flicker | No UV | Friendly to eyes

LED neutral WHITE 4000K 200° **G**
E27



99LED6KM

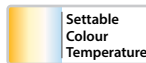
Type: Mosquito killer LED lamp
Power: 6W
Lumens: 400lm
Lamp holder: E27
Efficiency: 66.7 lm/W
No smell | No noise | No flicker | No UV | Friendly to eyes



99LED901
99LED900
99LED901CW
99LED902CCT




99LED902CCT



Click on the image & view the price

LED STICK BULBS & LED STICK WITH ADJUSTABLE COLOUR TEMPERATURE



LED warm WHITE 2700K 180° F

99LED901

Type: LED lamp STICK
Power: 15W
Lumens: 1350lm
Efficiency: 90lm/W
Lamp holder: E27

LED neutral WHITE 4000K 180° F

99LED900

Type: LED lamp STICK
Power: 15W
Lumens: 1350lm
Efficiency: 90lm/W
Lamp holder: E27

LED cold WHITE 6500K 180° F

99LED901CW

Type: LED lamp STICK
Power: 15W
Lumens: 1350lm
Efficiency: 90lm/W
Lamp holder: E27

3 YEARS TOTAL WARRANTY
+ 3 standard
0 extended

IP20

~230V

>25000

30000h


RoHS COMPLIANT

EMC

CE

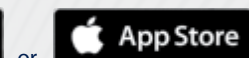

LED warm WHITE 3000K neutral WHITE 4000K cold WHITE 6500K SETTABLE 180° F

99LED902CCT



Type: LED lamp with settable colour temperature
Power: 9W
Lumens: 810lm
Efficiency: 90lm/W
Lamp holder: E27

Scan QR code for 3D models, IES files & price.





HIGH POWER

- 99LED736
- 99LED736CW
- 99LED737
- 99LED737CW
- 99LED812
- 99LED812CW

Click on the image & view the price

HIGH POWER LED LAMPS

3 YEARS TOTAL WARRANTY
+ 3 standard
0 extended

IP20

~230V

>25000

30000h

Ra≥80

RoHS COMPLIANT

EMC

CE

Scan QR code for 3D models, IES files & price.

752



99LED736



99LED736CW



Type: LED lamp SMD
Power: 30W
Lumens: 2700lm
Efficiency: 90lm/W
Lamp holder: E27



99LED737



99LED737CW




Type: LED lamp SMD
Power: 40W
Lumens: 3600lm
Efficiency: 90lm/W
Lamp holder: E27



99LED812



99LED812CW



Type: LED lamp SMD
Power: 50W
Lumens: 4500lm
Efficiency: 90lm/W
Lamp holder: E27



99LED853
99LED853CW



99LED854
99LED854CW


Click on the image
& view the price

LAMPS | LED HIGH POWER

HIGH POWER LED LAMPS

LED neutral WHITE 4000K 360° **F** E27


99LED853



Type: High power LED lamp
Power: 40W
Lumens: 3600lm
Efficiency: 90lm/W
Lamp holder: E27
Material: Thermal conductive plastic and aluminum + PC milky white cover

LED cold WHITE 6500K 360° **F** E27

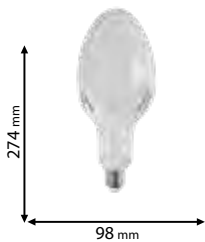
99LED853CW



Type: High power LED lamp
Power: 40W
Lumens: 3600lm
Efficiency: 90lm/W
Lamp holder: E27
Material: Thermal conductive plastic and aluminum + PC milky white cover

LED neutral WHITE 4000K 360° **F** E27

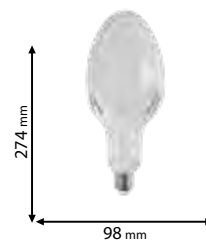
99LED854



Type: High power LED lamp
Power: 60W
Lumens: 5400lm
Efficiency: 90lm/W
Lamp holder: E27
Material: Thermal conductive plastic and aluminum + PC milky white cover

LED cold WHITE 6500K 360° **F** E27

99LED854CW



Type: High power LED lamp
Power: 60W
Lumens: 5400lm
Efficiency: 90lm/W
Lamp holder: E27
Material: Thermal conductive plastic and aluminum + PC milky white cover

3 YEARS TOTAL WARRANTY
+ 3 standard
0 extended

IP20

~230V

>25000

30000h

RoHS COMPLIANT

EMC

CE

Scan QR code for 3D models, IES files & price.



99LED791
99LED766



99LED792
99LED767



99LED793
99LED768

Click on the image
& view the price

LED MOULD FOR CEILING LAMP

3 YEARS TOTAL WARRANTY
+ 3 standard
0 extended

IP20

~230V

>25000

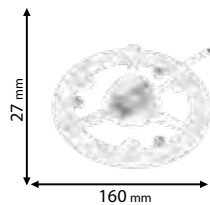
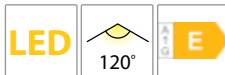
30000h

Ra≥80

RoHS COMPLIANT

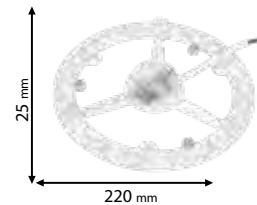
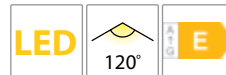
EMC

CE



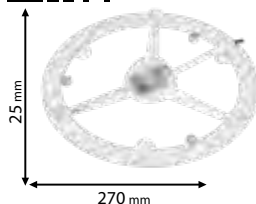
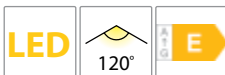
99LED791
warm WHITE
2700K
99LED766
neutral WHITE
4000K

Type: LED mould for ceiling lamp
Rated voltage: 230V AC
Power: 9W
Lumens: 900lm
Efficiency: 100lm/W
Material: Epoxy board + PC



99LED792
warm WHITE
2700K
99LED767
neutral WHITE
4000K

Type: LED mould for ceiling lamp
Rated voltage: 230V AC
Power: 18W
Lumens: 1800lm
Efficiency: 100lm/W
Material: Epoxy board + PC



99LED793
warm WHITE
2700K
99LED768
neutral WHITE
4000K


Type: LED mould for ceiling lamp
Rated voltage: 230V AC
Power: 22W
Lumens: 2200lm
Efficiency: 100lm/W
Material: Epoxy board + PC

Scan QR code for 3D models,
IES files & price.



12V DC

99LED766T




12V DC

99LED767T

LED MOULD FOR CEILING LAMP



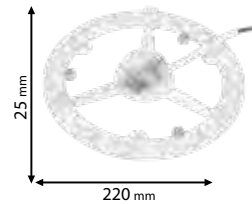
99LED766T



Type: LED mould for ceiling lamp
 Rated voltage: 12V DC
 Power: 9W
 Lumens: 900lm
 Efficiency: 100lm/W
 Material: Epoxy board + PC



99LED767T



Type: LED mould for ceiling lamp
 Rated voltage: 12V DC
 Power: 18W
 Lumens: 1800lm
 Efficiency: 100lm/W
 Material: Epoxy board + PC

Click on the image & view the price

LAMPS | LED MOULD

3 YEARS TOTAL WARRANTY
 + 3 standard
 0 extended

IP20

12V DC

>25000

30000h

RoHS COMPLIANT

EMC

CE

Scan QR code for 3D models, IES files & price.



99LED825



99LED826



99LED822



99LED823



99LED824

Click on the image & view the price


LED COLOUR LAMPS

3 YEARS TOTAL WARRANTY
+ 3 standard
0 extended



99LED825

Type: LED colour lamp
Power: 3W
Colour light: Red
Lamp holder: E27



99LED826

Type: LED colour lamp
Power: 3W
Colour light: Yellow
Lamp holder: E27



99LED822

Type: LED colour lamp
Power: 3W
Colour light: Blue
Lamp holder: E27

IP20

~230V

>15000h

20000h

RoHS COMPLIANT

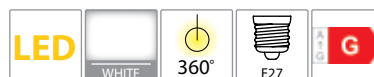

CE

Scan QR code for 3D models, IES files & price.



99LED823

Type: LED colour lamp
Power: 3W
Colour light: Green
Lamp holder: E27



99LED824

Type: LED colour lamp
Power: 3W
Colour light: White
Lamp holder: E27



99LED446
99LED445



99LED905
99LED904




99LED936WW
99LED936W
99LED936CW

Click on the image
& view the price

LED T25 / AR111 / PAR30

LED 180° **F** warm WHITE 2700K
neutral WHITE 4000K
E14

99LED446
99LED445



Type: LED lamp T25
Power: 2W
Lumens: 170lm
Efficiency: 85lm/W
Lamp holder: E14

LED 36° **F** warm WHITE 2700K
neutral WHITE 4000K
DIMMABLE
G53

99LED905
99LED904



Type: High power LED lamp
AR111
Power: 11W
Lumens: 990lm
Efficiency: 85lm/W
Lamp holder: G53



LED warm WHITE 2700K 38° **E**
E27

99LED936WW



Type: LED lamp PAR30
Power: 15W
Lumens: 1350lm
Efficiency: 90lm/W
Lamp holder: E27

LED neutral WHITE 4000K 38° **E**
E27

99LED936W

Type: LED lamp PAR30
Power: 15W
Lumens: 1350lm
Efficiency: 90lm/W
Lamp holder: E27

LED cold WHITE 6500K 38° **E**
E27

99LED936CW

Type: LED lamp PAR30
Power: 15W
Lumens: 1350lm
Efficiency: 90lm/W
Lamp holder: E27

3 YEARS TOTAL WARRANTY
+ 3 standard
0 extended

IP20

~230V

>25000h

30000h

Ra≥80

RoHS COMPLIANT

EMC

CE

Scan QR code for 3D models,
IES files & price.



99XLED728
 99XLED727
 99XLED731
 99XLED730
 99XLED729
 99XLED796

Click on the image & view the price

LED GU10

2 YEARS TOTAL WARRANTY
 + 2 standard
 0 extended



LED warm WHITE 2700K 120° G

GU10

LED neutral WHITE 4000K 120° G

GU10

LED cold WHITE 6500K 120° G

GU10



99XLED728

Type: LED lamp SMD
 Power: 3.5W
 Lumens: 250lm
 Efficiency: 71.5lm/W
 Lamp holder: GU10

99XLED727

Type: LED lamp SMD
 Power: 3.5W
 Lumens: 250lm
 Efficiency: 71.5lm/W
 Lamp holder: GU10

99XLED731

Type: LED lamp SMD
 Power: 3.5W
 Lumens: 250lm
 Efficiency: 71.5lm/W
 Lamp holder: GU10



LED warm WHITE 2700K 120° G


GU10

LED neutral WHITE 4000K 120° G

GU10

LED cold WHITE 6500K 120° G

GU10



99XLED730

Type: LED lamp SMD
 Power: 7W
 Lumens: 500lm
 Efficiency: 71.5lm/W
 Lamp holder: GU10

99XLED729

Type: LED lamp SMD
 Power: 7W
 Lumens: 500lm
 Efficiency: 71.5lm/W
 Lamp holder: GU10

99XLED796

Type: LED lamp SMD
 Power: 7W
 Lumens: 500lm
 Efficiency: 71.5lm/W
 Lamp holder: GU10

Scan QR code for 3D models, IES files & price.




99LED728
99LED727
99LED732
99LED731
99LED730
99LED729
99LED796

LAMPS | LED SMD GU10

Click on the image & view the price

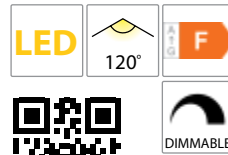
LED GU10



99LED728
warm WHITE
2700K
99LED727
neutral WHITE
4000K



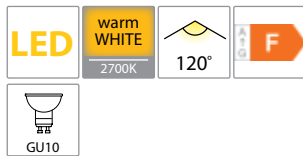
Type: LED lamp SMD
Power: 3W
Lumens: 270lm
Efficiency: 90lm/W
Lamp holder: GU10



99LED732
warm WHITE
2700K
99LED731
neutral WHITE
4000K

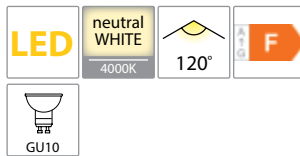


Type: LED lamp SMD
Power: 6.5W
Lumens: 585lm
Efficiency: 90lm/W
Lamp holder: GU10



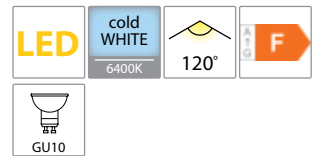
99LED730

Type: LED lamp SMD
Power: 6.5W
Lumens: 585lm
Efficiency: 90lm/W
Lamp holder: GU10



99LED729

Type: LED lamp SMD
Power: 6.5W
Lumens: 585lm
Efficiency: 90lm/W
Lamp holder: GU10



99LED796

Type: LED lamp SMD
Power: 6.5W
Lumens: 585lm
Efficiency: 90lm/W
Lamp holder: GU10

3 YEARS TOTAL WARRANTY
+ 3 standard
0 extended

IP20

~230V

>25000h

30000h

Ra≥80

RoHS COMPLAINT

EMC

CE

Scan QR code for 3D models, IES files & price.



99LED832WW
99LED832W
99LED832CW



99LED831WW
99LED831W
99LED831CW

Click on the image & view the price

LED GU10

3 YEARS TOTAL WARRANTY
+ 3 standard
0 extended

IP20

~230V



>25000

30000h

Ra≥80



LED warm WHITE 2700K 38° F

99LED832WW

Type: LED lamp SMD
Power: 7W
Lumens: 540lm
Efficiency: 77 lm/W
Lamp holder: GU10

LED neutral WHITE 4000K 38° F

99LED832W

Type: LED lamp SMD
Power: 7W
Lumens: 540lm
Efficiency: 77 lm/W
Lamp holder: GU10

LED cold WHITE 6500K 38° F

99LED832CW

Type: LED lamp SMD
Power: 7W
Lumens: 540lm
Efficiency: 77 lm/W
Lamp holder: GU10



LED warm WHITE 2700K 120° G

99LED831WW

Type: LED lamp SMD
Power: 8W
Lumens: 720lm
Efficiency: 90lm/W
Lamp holder: GU10

LED neutral WHITE 4000K 120° G

99LED831W

Type: LED lamp SMD
Power: 8W
Lumens: 720lm
Efficiency: 90lm/W
Lamp holder: GU10

LED cold WHITE 6400K 120° G

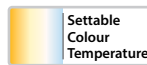
99LED831CW

Type: LED lamp SMD
Power: 8W
Lumens: 720lm
Efficiency: 90lm/W
Lamp holder: GU10

Scan QR code for 3D models, IES files & price.



99LED831HEWW
99LED831HEW
99LED831HECW



99LED459CCT

HIGH EFFICIENCY LED GU10 & LED GU10 WITH ADJUSTABLE COLOUR TEMPERATURE



LED warm WHITE 2700K 120° F

99LED831HEWW

Type: LED lamp SMD
Power: 7W
Lumens: 700lm
Efficiency: 100 lm/W
Lamp holder: GU10

LED neutral WHITE 4000K 120° F

99LED831HEW

Type: LED lamp SMD
Power: 7W
Lumens: 700lm
Efficiency: 100 lm/W
Lamp holder: GU10


LED cold WHITE 6400K 120° F

99LED831HECW

Type: LED lamp SMD
Power: 7W
Lumens: 700lm
Efficiency: 100 lm/W
Lamp holder: GU10

LED warm WHITE 3000K neutral WHITE 4000K cold WHITE 6500K SETTABLE G

99LED459CCT



Type: LED lamp with settable colour temperature
Power: 7W
Lumens: 560lm
Efficiency: 80lm/W
Lamp holder: GU10

Click on the image & view the price

5 YEARS TOTAL WARRANTY
+ 3 standard
+ 2 extended

- IP20
- ~230V
- >25000
- 30000h
- Ra≥80
- RoHS COMPLIANT
- EMC
- CE

Scan QR code for 3D models, IES files & price.



99LED832HEWW
99LED832HEW
99LED832HECW
99LED833HEWW
99LED833HEW
99LED833HECW

Click on the image & view the price

HIGH EFFICIENCY LED GU10

5 YEARS TOTAL WARRANTY
+ 3 standard
2 extended

IP20

~230V

>25000

30000h

Ra≥80

RoHS COMPLIANT

EMC

CE



LED warm WHITE 2700K 38° E

99LED832HEWW

Type: LED lamp SMD
Power: 9W
Lumens: 1000lm
Efficiency: 110lm/W
Lamp holder: GU10

LED neutral WHITE 4000K 38° E

99LED832HEW

Type: LED lamp SMD
Power: 9W
Lumens: 1000lm
Efficiency: 110lm/W
Lamp holder: GU10

LED cold WHITE 6500K 38° E

99LED832HECW

Type: LED lamp SMD
Power: 9W
Lumens: 1000lm
Efficiency: 110lm/W
Lamp holder: GU10



LED warm WHITE 2700K 38° F

99LED833HEWW

Type: LED lamp SMD
Power: 11W
Lumens: 1200lm
Efficiency: 109lm/W
Lamp holder: GU10

LED neutral WHITE 4000K 38° F

99LED833HEW

Type: LED lamp SMD
Power: 11W
Lumens: 1200lm
Efficiency: 109lm/W
Lamp holder: GU10

LED cold WHITE 6500K 38° F

99LED833HECW

Type: LED lamp SMD
Power: 11W
Lumens: 1200lm
Efficiency: 109lm/W
Lamp holder: GU10

Scan QR code for 3D models, IES files & price.



12V DC

99LED841WW
99LED841W
99LED841CW



12V DC

99LED880WW
99LED880

Click on the image
& view the price

LAMPS | LED SMD GU10

LOW VOLTAGE LED LAMPS GU10 & GU5.3



LED warm WHITE 2700K 120° DALI DIMMABLE GU10

LED neutral WHITE 4000K 120° DALI DIMMABLE GU10

LED cold WHITE 6400K 120° DALI DIMMABLE GU10



99LED841WW

Type: LED lamp SMD
Rated voltage: 12V DC
Power: 7W
Lumens: 490lm
Efficiency: 70lm/W
Lamp holder: GU10

99LED841W

Type: LED lamp SMD
Rated voltage: 12V DC
Power: 7W
Lumens: 490lm
Efficiency: 70lm/W
Lamp holder: GU10

99LED841CW

Type: LED lamp SMD
Rated voltage: 12V DC
Power: 7W
Lumens: 490lm
Efficiency: 70lm/W
Lamp holder: GU10

3 YEARS TOTAL WARRANTY
+ 3 standard
0 extended

IP20

12V DC



>25000h

30000h


Ra≥80

RoHS COMPLIANT

EMC

CE

LED 120° F warm WHITE 2700K neutral WHITE 4000K GU5.3



99LED880WW

99LED880

Type: LED lamp SMD
Rated voltage: 12V DC
Power: 6W
Lumens: 480lm
Efficiency: 80lm/W
Lamp holder: GU5.3

Scan QR code for 3D models,
IES files & price.



99LED815
99LED816
99LED817



99LED933
99LED933W
99LED933CW

Click on the image
& view the price

LED G9

3 YEARS TOTAL WARRANTY
+ 3 standard
0 extended

IP20

~230V

>25000


30000h

Ra≥80

RoHS COMPLIANT

EMC

CE



LED warm WHITE 3000K 300° F G9

99LED815

Type: LED lamp SMD
Power: 4W
Lumens: 350lm
Efficiency: 87.5lm/W
Lamp holder: G9

LED neutral WHITE 4000K 300° F G9


99LED816

Type: LED lamp SMD
Power: 4W
Lumens: 350lm
Efficiency: 87.5lm/W
Lamp holder: G9

LED cold WHITE 6500K 300° F G9

99LED817

Type: LED lamp SMD
Power: 4W
Lumens: 350lm
Efficiency: 87.5lm/W
Lamp holder: G9



LED warm WHITE 3000K 300° F G9

99LED933

Type: LED lamp SMD
Power: 7W
Lumens: 630lm
Efficiency: 90lm/W
Lamp holder: G9

LED neutral WHITE 4000K 300° F G9

99LED933W

Type: LED lamp SMD
Power: 7W
Lumens: 630lm
Efficiency: 90lm/W
Lamp holder: G9

LED cold WHITE 6500K 300° F G9

99LED933CW

Type: LED lamp SMD
Power: 7W
Lumens: 630lm
Efficiency: 90lm/W
Lamp holder: G9

Scan QR code for 3D models,
IES files & price.




99LED918WW
99LED918W
99LED918CW



99LED813

Click on the image
& view the price

LED G9 / G4



LED warm WHITE 2700K 300° F

DIMMABLE G9

99LED918WW

Type: LED lamp SMD
Power: 7W
Rated voltage: 220V AC
Lumens: 700lm
Efficiency: 100lm/W
Lamp holder: G9

LED neutral WHITE 4000K 300° F

DIMMABLE G9

99LED918W

Type: LED lamp SMD
Power: 7W
Rated voltage: 220V AC
Lumens: 700lm
Efficiency: 100lm/W
Lamp holder: G9

LED cold WHITE 6500K 300° F

DIMMABLE G9

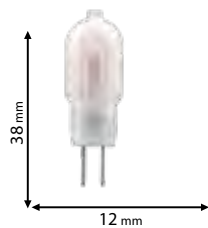
99LED918CW

Type: LED lamp SMD
Power: 7W
Rated voltage: 220V AC
Lumens: 700lm
Efficiency: 100lm/W
Lamp holder: G9

LED warm WHITE 3000K 300° F

G4

99LED813



Type: LED lamp SMD
Rated voltage: 12V DC
Power: 1.2W
Lumens: 100lm
Lamp holder: G4

3 YEARS TOTAL WARRANTY
+ 3 standard
0 extended

IP20

>25000

30000h

RoHS COMPLIANT

EMC

CE

Scan QR code for 3D models,
IES files & price.



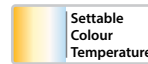
99LED443/CCT



99LED445/CCT



99LED444/CCT



99LED446/CCT

Click on the image & view the price

LED R7s / LED GX53

3 YEARS TOTAL WARRANTY
+ 3 standard
0 extended

IP20

~230V

>20000

30000h

Ra≥80

RoHS COMPLIANT

EMC

CE


Scan QR code for 3D models, IES files & price.

766

LED warm WHITE 2700K neutral WHITE 4000K cold WHITE 6500K SETTABLE 360°

E R7s

99LED443/CCT




Type: LED lamp with settable colour temperature
Power: 3.2W
Lumens: 400lm
Efficiency: 125lm/W
Lamp holder: R7s

LED warm WHITE 2700K neutral WHITE 4000K cold WHITE 6500K SETTABLE 360°

E R7s

99LED444/CCT

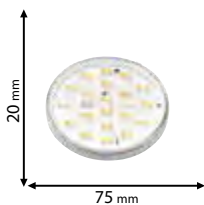


Type: LED lamp with settable colour temperature
Power: 7.5W
Lumens: 850lm
Efficiency: 113lm/W
Lamp holder: R7s

LED warm WHITE 3000K neutral WHITE 4000K cold WHITE 6500K SETTABLE 112°

E

99LED445/CCT




Type: LED lamp with settable colour temperature
Power: 3W
Lumens: 410lm
Efficiency: 136lm/W
Lamp holder: GX53

LED warm WHITE 3000K neutral WHITE 4000K cold WHITE 6500K SETTABLE 112°

E

99LED446/CCT



Type: LED lamp with settable colour temperature
Power: 10W
Lumens: 1200lm
Efficiency: 120lm/W
Lamp holder: GX53



99LED930

LED PLL

LED cold WHITE 5500K 170° F

2G11

99LED930



Type: LED PLL lamp
Power: 20W
Lumens: 2000lm
Efficiency: 100lm/W
Lamp holder: 2G11

Click on the image & view the price

LAMPS | LED 2G11

3 YEARS TOTAL WARRANTY
+ 3 standard
0 extended

IP20

~230V

>20000

30000h

RoHS COMPLIANT

EMC

CE

Scan QR code for 3D models, IES files & price.



99LED960M
99LED962M

99LED963F
99LED965F

Click on the image & view the price

FRESH LIGHT LED TUBE T8 FOR MEAT & FRUITS

3 YEARS TOTAL WARRANTY
+ 3 standard
0 extended

IP20

~230V

SMD
4014

>25000

30000h

Ra≥80

RoHS
COMPLIANT

EMC

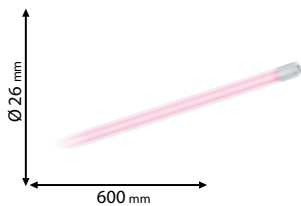
CE

Scan QR code for 3D models,
IES files & price.

768

LED cold WHITE 6000K +red (660nm) 300° G13 **G**

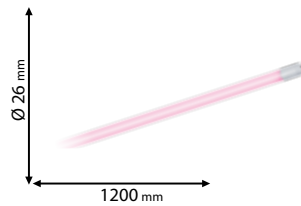
99LED960M



Type: LED tube T8 for meat
Power: 9W
Lumens: 585lm
Efficiency: 65lm/W
Lamp holder: G13
Red LED tube with special purpose used for meat in supermarkets.

LED cold WHITE 6000K +red (660nm) 300° G13 **G**

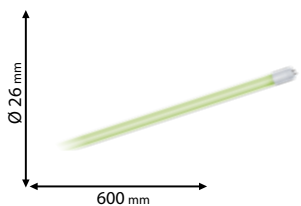
99LED962M



Type: LED tube T8 for meat
Power: 18W
Lumens: 1170lm
Lamp holder: G13
Efficiency: 65lm/W
Red LED tube with special purpose used for meat in supermarkets.

LED cold WHITE 6000K +green (470nm) 300° G13 **F**

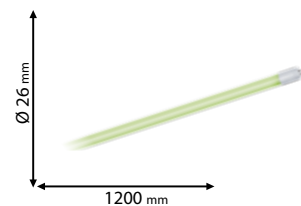
99LED963F



Type: LED tube T8 for fruits and vegetables
Power: 9W
Lumens: 720lm
Efficiency: 80lm/W
Lamp holder: G13
Green LED tube with special purpose used for fruits and vegetables in supermarkets.

LED cold WHITE 6000K +green (470nm) 300° G13 **F**

99LED965F



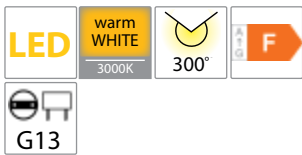
Type: LED tube T8 for fruits and vegetables
Power: 18W
Lumens: 1440lm
Efficiency: 80lm/W
Lamp holder: G13
Green LED tube with special purpose used for fruits and vegetables in supermarkets.



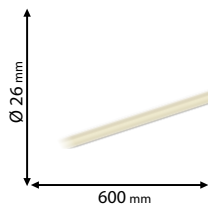
99LED966B
99LED968B

Click on the image & view the price

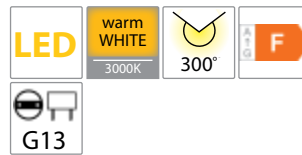
FRESH LIGHT LED TUBE T8 FOR BREAD



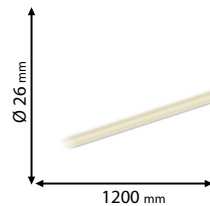
99LED966B



Type: LED tube T8 for bread
Power: 9W
Lumens: 810lm
Efficiency: 90lm/W
Lamp holder: G13
LED tube with spacial purpose used for bread in supermarkets.



99LED968B



Type: LED tube T8 for bread
Power: 18W
Lumens: 1620lm
Efficiency: 90lm/W
Lamp holder: G13
LED tube with spacial purpose used for bread in supermarkets.

3 YEARS TOTAL WARRANTY
+ 3 standard
0 extended

IP20

~230V

SMD 4014

>25000

30000h

Ra≥80

RoHS COMPLIANT

EMC

CE

Through the colour mixing technology to achieve unparalleled lighting effect and effectively improve the fresh food area to attract customer different occasions, green for vegetable and fruit department. Red in generally used for meat lighting to show the delicious meat and you could always find the lighting that you need.

Application: supermarket, shelves, freezer stores, department stores counters.



99LED960M
99LED962M



99LED963F
99LED965F



99LED966B
99LED968B

Scan QR code for 3D models, IES files & price.



99XLED352
99XLED351

99XLED355
99XLED354

99XLED448
99XLED447

Click on the image & view the price

LED TUBES T8, STELLAR

2 YEARS TOTAL WARRANTY
+ 2 standard
0 extended

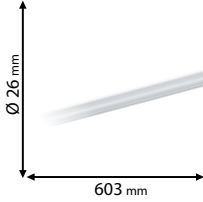
- IP20
- ~230V
- SMD 4014
- >20000
- 15000h
- Ra≥80
- RoHS COMPLIANT
- EMC
- CE

Scan QR code for 3D models, IES files & price.

770

99XLED352
neutral WHITE
4000K

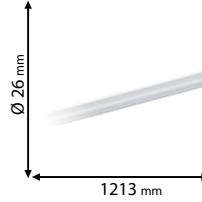
99XLED351N
cold WHITE
6400K



Type: LED tube T8 Stellar
Power: 9W
Lumens: 720lm
Efficiency: 80lm/W
Lamp holder: G13

99XLED355
neutral WHITE
4000K

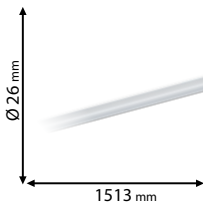
99XLED354
cold WHITE
6400K



Type: LED tube T8 Stellar
Power: 18W
Lumens: 1440lm
Efficiency: 80lm/W
Lamp holder: G13

99XLED448
neutral WHITE
4000K

99XLED447
cold WHITE
6400K



Type: LED tube T8 Stellar
Power: 24W
Lumens: 1920lm
Efficiency: 80lm/W
Lamp holder: G13



99LED352
99LED351

99LED355
99LED354

99LED448
99LED447

Click on the image
& view the price

LAMPS | LED TUBES

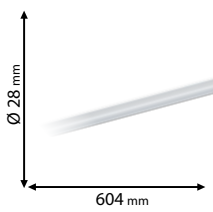
LED TUBES T8, ELMARK

LED 300° F

neutral WHITE 4000K
99LED352M



G13 cold WHITE 6400K
99LED351M



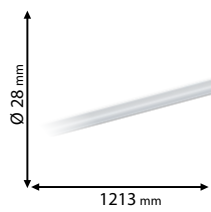
Type: LED tube T8 ELMARK
Power: 10W
Lumens: 900lm
Efficiency: 90lm/W
Lamp holder: G13

LED 300° F

neutral WHITE 4000K
99LED355M



G13 cold WHITE 6400K
99LED354M



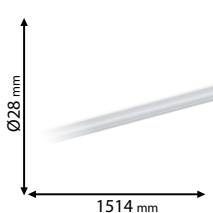
Type: LED tube T8 ELMARK
Power: 18W
Lumens: 1850lm
Efficiency: 103lm/W
Lamp holder: G13

LED 300° F

neutral WHITE 4000K
99LED448M



G13 cold WHITE 6400K
99LED447M



Type: LED tube T8 ELMARK
Power: 24W
Lumens: 2400lm
Efficiency: 100lm/W
Lamp holder: G13

3 YEARS TOTAL WARRANTY
+ 3 standard
0 extended

IP20

~230V

SMD 4014

>25000

30000h

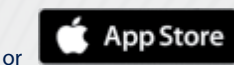
Ra>80

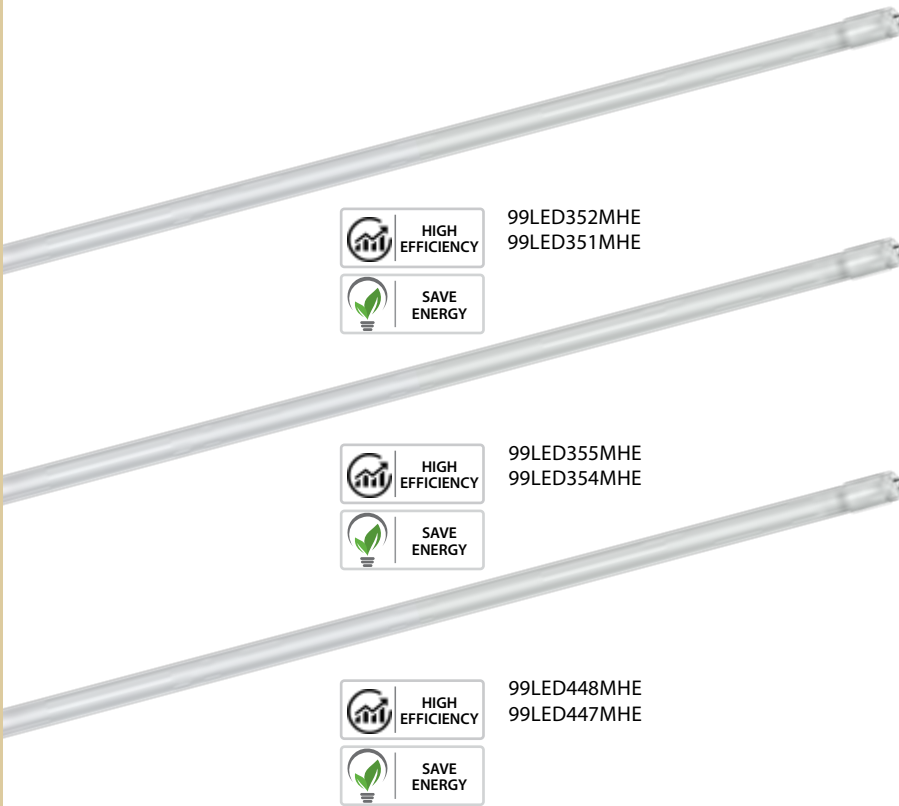
RoHS COMPLIANT

EMC

CE

Scan QR code for 3D models,
IES files & price.





99LED352MHE
99LED351MHE



99LED355MHE
99LED354MHE



99LED448MHE
99LED447MHE

ROTATING HIGH EFFICIENCY LED TUBES T8, ELMARK

Click on the image & view the price

5 YEARS TOTAL WARRANTY
+ 3 standard
2 extended

IP20

~230V

SMD
4014

>25000

30000h

Ra≥80

RoHS
COMPLIANT

EMC

CE

Scan QR code for 3D models,
IES files & price.

772



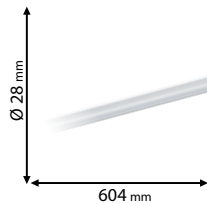
99LED352MHE

neutral
WHITE
4000K



99LED351MHE

cold
WHITE
6400K



Type: High efficiency LED tube T8 ELMARK
Power: 9W
Lumens: 1350lm
Efficiency: 150lm/W
Lamp holder: G13



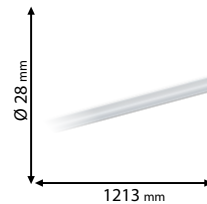
99LED355MHE

neutral
WHITE
4000K



99LED354MHE

cold
WHITE
6400K



Type: High efficiency LED tube T8 ELMARK
Power: 18W
Lumens: 2700lm
Efficiency: 150lm/W
Lamp holder: G13



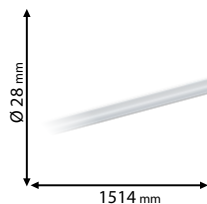
99LED448MHE

neutral
WHITE
4000K



99LED447MHE

cold
WHITE
6400K



Type: High efficiency LED tube T8 ELMARK
Power: 24W
Lumens: 3600lm
Efficiency: 150lm/W
Lamp holder: G13



99LED928
99LED926

99LED929
99LED927


LED TUBES T5, ELMARK

LED **300°** **F** **neutral WHITE** 4000K

99LED928

QR **G5** **cold WHITE** 6400K

99LED926



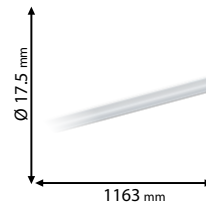
Type: LED tube T5 ELMARK
Power: 10W
Lumens: 1100lm
Efficiency: 110lm/W
Lamp holder: G5

LED **300°** **F** **neutral WHITE** 4000K

99LED929

QR **G5** **cold WHITE** 6400K

99LED927



Type: LED tube T5 ELMARK
Power: 20W
Lumens: 2200lm
Efficiency: 110lm/W
Lamp holder: G5

Click on the image & view the price

LAMPS | LED TUBES

3 YEARS TOTAL WARRANTY
+ 3 standard
0 extended

- IP20
- ~230V
- SMD 4014
- >20000
- 30000h
- Ra≥80
- RoHS COMPLIANT
- EMC
- CE

Scan QR code for 3D models, IES files & price.



99XLED311
99XLED316



99XLED306
99XLED305



99XLED313
99XLED312

Click on the image & view the price

LED STRIPS LED 150 RGB & LED 300 12V DC

2 YEARS TOTAL WARRANTY
+ 2 standard
0 extended

12V DC

SMD 5050

15000h

REEL 5m

RoHS COMPLIANT

CE

Scan QR code for 3D models, IES files & price.




99XLED311



IP20

Type: LED 150 RGB
Power: 7.2 W/m
LEDs quantity: 30 pc/m
LED chip: 5050
Width: 10 mm
Flex white FCB, double layer, mark cut.

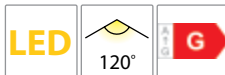


99XLED316



IP65

Type: LED 150 RGB
Power: 7.2 W/m
LEDs quantity: 30 pc/m
LED chip: 5050
Width: 10 mm
Flex white FCB, double layer, mark cut, with mount. brackets.



99XLED306

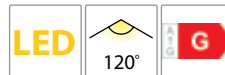


99XLED305



IP20

Type: LED 300
Power: 4.8 W/m
Luminous efficiency: 3-4 lm/LED
LEDs quantity: 60 pc/m
LED chip: 2835
Width: 8 mm
Flex white PCB, single layer, mark cut.



99XLED313



99XLED312



IP65

Type: LED 300
Power: 4.8 W/m
Luminous efficiency: 3-4 lm/LED
LEDs quantity: 60 pc/m
LED chip: 2835
Width: 8 mm
Flex white PCB, single layer, mark cut, with mount. brackets.



99XLED310
99XLED322
99XLED309



99XLED318
99XLED319
99XLED317

Click on the image & view the price

LED STRIPS LED 300 12V DC



LED warm WHITE 2700-3000K 120° G

99XLED310

Type: LED 300
Power: 14.4 W/m
LEDs quantity: 60 pc/m
LED chip: 5050
Width: 10 mm



IP20

Flex white FCB, double layer, mark cut

LED neutral WHITE 4000-4300K 120° G

99XLED322

Type: LED 300
Power: 14.4 W/m
LEDs quantity: 60 pc/m
LED chip: 5050
Width: 10 mm

LED cold WHITE 6000-6500K 120° G

99XLED309

Type: LED 300
Power: 14.4 W/m
LEDs quantity: 60 pc/m
LED chip: 5050
Width: 10 mm

2 YEARS TOTAL WARRANTY
+ 2 standard
0 extended

12V DC

SMD 5050

15000h

REEL 5m

RoHS COMPLIANT

CE



LED warm WHITE 2700-3000K 120° G

99XLED318

Type: LED 300
Power: 14.4 W/m
LEDs quantity: 60 pc/m
LED chip: 5050
Width: 10 mm



IP65

Flex white FCB, double layer, mark cut, with mount. brackets.

LED neutral WHITE 4000-4300K 120° G

99XLED319

Type: LED 300
Power: 14.4 W/m
LEDs quantity: 60 pc/m
LED chip: 5050
Width: 10 mm

LED cold WHITE 6000-6500K 120° G

99XLED317

Type: LED 300
Power: 14.4 W/m
LEDs quantity: 60 pc/m
LED chip: 5050
Width: 10 mm

Scan QR code for 3D models, IES files & price.

*Compatible with DALI



page 836



99LED676
99LED670
99LED671



99LED683
99LED677
99LED678

Click on the image & view the price

LED STRIPS LED 300 12V DC

5 YEARS TOTAL WARRANTY
+ 3 standard
2 extended

12V DC

SMD 5050

30000h


REEL 5m

RoHS COMPLIANT

CE

Scan QR code for 3D models, IES files & price.

776




99LED676



IP20

Type: LED 300 RGB
Power: 14.4 W/m
LEDs quantity: 60 pc/m
LED chip: 5050
Width: 10 mm
Flex white PCB, with 3M adhere attached, mark cut.
**DALI dimmable*

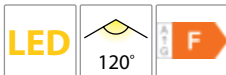


99LED683



IP65

Type: LED 300 RGB
Power: 14.4 W/m
LEDs quantity: 60 pc/m
LED chip: 5050
Width: 10 mm
Flex white PCB, mark cut, with mount. brackets.
**DALI dimmable*



99LED670

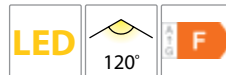


IP20



99LED671

Type: LED 300
Power: 14.4 W/m
LEDs quantity: 60 pc/m
LED chip: 5050
Width: 10 mm
Flex white PCB, with 3M adhere attached, mark cut.
**DALI dimmable*



99LED677



IP65



99LED678

Type: LED 300
Power: 14.4 W/m
LEDs quantity: 60 pc/m
LED chip: 5050
Width: 10 mm
Flex white PCB, mark cut, with mount. brackets.
**DALI dimmable*

*Compatible with DALI

 page 836



99LED672
99LED673
99LED674
99LED675



99LED679
99LED680
99LED681
99LED682

Click on the image & view the price 

COLOUR LED STRIPS LED 300 12V DC



IP20

99LED672



Type: LED strip ELMARK
Power: 14.4 W/m
LEDs quantity: 60 pc/m
LED Chip: 5050
Width: 10 mm
**DALI dimmable*

99LED673



Type: LED strip ELMARK
Power: 14.4 W/m
LEDs quantity: 60 pc/m
LED Chip: 5050
Width: 10 mm
**DALI dimmable*

99LED674



Type: LED strip ELMARK
Power: 14.4 W/m
LEDs quantity: 60 pc/m
LED Chip: 5050
Width: 10 mm
**DALI dimmable*

99LED675



Type: LED strip ELMARK
Power: 14.4 W/m
LEDs quantity: 60 pc/m
LED Chip: 5050
Width: 10 mm
**DALI dimmable*

Flex white PCB, with 3m adhere attached, mark cut

5 YEARS TOTAL WARRANTY
+ 3 standard
+ 2 extended

12V DC

SMD 5050

30000h

REEL 5m

RoHS COMPLIANT

CE



IP65

99LED679



Type: LED strip ELMARK
Power: 14.4 W/m
LEDs quantity: 60 pc/m
LED Chip: 5050
Width: 10 mm
**DALI dimmable*

99LED680



Type: LED strip ELMARK
Power: 14.4 W/m
LEDs quantity: 60 pc/m
LED Chip: 5050
Width: 10 mm
**DALI dimmable*

99LED681



Type: LED strip ELMARK
Power: 14.4 W/m
LEDs quantity: 60 pc/m
LED Chip: 5050
Width: 10 mm
**DALI dimmable*

99LED682



Type: LED strip ELMARK
Power: 14.4 W/m
LEDs quantity: 60 pc/m
LED Chip: 5050
Width: 10 mm
**DALI dimmable*

Flex white PCB, mark cut, with mount. brackets.

Scan QR code for 3D models, IES files & price.



99XLED308
99XLED321
99XLED307



99XLED315
99XLED320
99XLED314

Click on the image & view the price

LED STRIPS LED 600 12V DC

2 YEARS TOTAL WARRANTY
+ 2 standard
0 extended



LED warm WHITE 2700-3000K 120° G

LED neutral WHITE 4000-4300K 120° G

LED cold WHITE 6000-6500K 120° G

99XLED308

Type: LED 600
Power: 9.6 W/m
LEDs quantity: 120 pc/m
LED chip: 2835
Width: 8 mm

99XLED321

Type: LED 600
Power: 9.6 W/m
LEDs quantity: 120 pc/m
LED chip: 2835
Width: 8 mm

99XLED307

Type: LED 600
Power: 9.6 W/m
LEDs quantity: 120 pc/m
LED chip: 2835
Width: 8 mm



IP20

Flex white FCB, double layer, mark cut.



LED warm WHITE 2700-3000K 120° G

LED neutral WHITE 4000-4300K 120° G

LED cold WHITE 6000-6500K 120° G

99XLED315

Type: LED 600
Power: 9.6 W/m
LEDs quantity: 120 pc/m
LED chip: 2835
Width: 8 mm

99XLED320

Type: LED 600
Power: 9.6 W/m
LEDs quantity: 120 pc/m
LED chip: 2835
Width: 8 mm

99XLED314

Type: LED 600
Power: 9.6 W/m
LEDs quantity: 120 pc/m
LED chip: 2835
Width: 8 mm



IP65

Flex white FCB, double layer, mark cut, with mount. brackets.

Scan QR code for 3D models, IES files & price.

*Compatible with DALI

 page 836

ELMARK
The Brand of Electricity



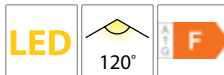
99LED666
99LED667



99LED668
99LED669

Click on the image & view the price 

LED STRIPS LED 600 12V DC



warm WHITE
2700-3000K

99LED666

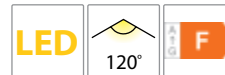
cold WHITE
6200-6500K

99LED667



IP20

Type: LED strip 600 ELMARK
Power: 9.6 W/m
LEDs quantity: 120 pc/m
LED Chip: 2835
Width: 8 mm
Flex white PCB, with 3m adhere attached, mark cut.
**DALI dimmable*



warm WHITE
2700-3000K

99LED668

cold WHITE
6200-6500K

99LED669



IP65

Type: LED strip 600 ELMARK
Power: 9.6 W/m
LEDs quantity: 120 pc/m
LED Chip: 2835
Width: 8 mm
Flex white FCB, double layer, mark cut, with mount. brackets.
**DALI dimmable*

5 YEARS TOTAL WARRANTY
+ 3 standard
+ 2 extended

12V DC

SMD 2835

30000h

REEL 5m

RoHS COMPLIANT

CE

Scan QR code for 3D models, IES files & price.

*Compatible with DALI



page 836



99LED688
99LED689



99LED691
99LED692



99LED684
99LED685



99LED686
99LED687

Click on the image & view the price

LED STRIPS LED 600 & LED 1200 12V DC

5 YEARS TOTAL WARRANTY
+ 3 standard
2 extended

12V DC

30000h

REEL
5m

RoHS
COMPLIANT

CE

Scan QR code for 3D models, IES files & price.

780



warm WHITE
2700-3000K

99LED688

cold WHITE
6000-6500K

99LED689



IP20

Type: LED 600
Power: 29 W/m
LEDs quantity: 2X60 pc/m
LED chip: 5050
Width: 12 mm
Flex white PCB, with 3M adhere attached, mark cut.
**DALI dimmable*



warm WHITE
2700-3000K

99LED691

cold WHITE
6000-6500K

99LED692



IP65

Type: LED 600
Power: 29 W/m
LEDs quantity: 2X60 pc/m
LED chip: 5050
Width: 12 mm
Flex white PCB hollow tube waterproof IP65, mark cut, with mount. brackets.
**DALI dimmable*



warm WHITE
2700-3000K

99LED684

cold WHITE
6000-6500K

99LED685



IP20

Type: LED 1200
Power: 20 W/m
LEDs quantity: 2X120 pc/m
LED chip: 5050
Width: 12 mm
Flex white PCB, with 3M adhere attached, mark cut.
**DALI dimmable*



warm WHITE
2700-3000K

99LED686

cold WHITE
6000-6500K

99LED687



IP65

Type: LED 1200
Power: 20 W/m
LEDs quantity: 2X120 pc/m
LED chip: 5050
Width: 12 mm
Flex white PCB hollow tube waterproof IP65, mark cut, with mount. brackets.
**DALI dimmable*

*Compatible with DALI

 page 836

ELMARK
The Brand of Electricity



99LED690



99LED693



99LED884



Click on the image & view the price 

LED STRIPS LED 600 & LED 300 RGB+W 12V DC



99LED690



Type: LED 600 RGB
Power: 29 W/m
LEDs quantity: 2X60 pc/m
LED chip: 5050
Width: 12 mm
Flex white PCB, with 3M adhere attached, mark cut.
**DALI dimmable*



IP20



99LED693



Type: LED 600 RGB
Power: 29 W/m
LEDs quantity: 2X60 pc/m
LED chip: 5050
Width: 12 mm
Flex white PCB hollow tube waterproof IP65, mark cut, with mount. brackets.
**DALI dimmable*



IP65




99LED884



Type: LED 300 RGB+WHITE
Power: 14.4 W/m
LEDs quantity: 60 pc/m
LED chip: 5050
Width: 10 mm
Flex white PCB, with 3M adhere attached, mark cut.
**DALI dimmable*



IP20



5 YEARS TOTAL WARRANTY
+ 3 standard
+ 2 extended

12V DC

SMD 5050

30000h

REEL 5m

RoHS COMPLIANT

CE


Scan QR code for 3D models, IES files & price.

Download 

from www.elmarkholding.eu or for mobile from



or



*Compatible with DALI



page 836



99LED866
99LED867



99LED874
99LED875



99LED864
99LED865



99LED872
99LED873

Click on the image & view the price

LED STRIPS LED 300 & LED 600 24V DC

5 YEARS TOTAL WARRANTY
+ 3 standard
2 extended

24V DC

30000h

REEL
5m

RoHS
COMPLIANT

CE

Scan QR code for 3D models, IES files & price.



99LED866



99LED867



IP20

Type: LED 300
Power: 14.4 W/m
LEDs quantity: 60 pc/m
LED chip: 5050
Width: 10 mm
Flex white PCB, with 3m adhere attached, mark cut
**DALI dimmable*



99LED874



99LED875



IP65

Type: LED 300
Power: 14.4 W/m
LEDs quantity: 60 pc/m
LED chip: 5050
Width: 10 mm
Flex white PCB hollow tube waterproof IP65, mark cut, with mount. brackets.
**DALI dimmable*



99LED864



99LED865



IP20

Type: LED 600
Power: 9.6W/m
LEDs quantity: 120 pc/m
LED chip: 2835
Width: 8 mm
Flex white PCB, with 3M adhere attached, mark cut
**DALI dimmable*



99LED872



99LED873



IP65

Type: LED 600
Power: 9.6 W/m
LEDs quantity: 120 pc/m
LED chip: 2835
Width: 10 mm
Flex white PCB hollow tube waterproof IP65, mark cut, with mount. brackets.
**DALI dimmable*

*Compatible with DALI

 page 836



99LED868
99LED869
99LED870
99LED871



99LED876
99LED877
99LED878
99LED879

Click on the image & view the price 

COLOUR LED STRIPS LED 600 24V DC



IP20

99LED868



Type: LED strip
Power: 9.6 W/m
LEDs quantity: 120 pc/m
LED chip: 2835
Width: 8 mm
**DALI dimmable*

99LED869



Type: LED strip
Power: 9.6 W/m
LEDs quantity: 120 pc/m
LED chip: 2835
Width: 8 mm
**DALI dimmable*

99LED870



Type: LED strip
Power: 9.6 W/m
LEDs quantity: 120 pc/m
LED chip: 2835
Width: 8 mm
**DALI dimmable*

99LED871



Type: LED strip
Power: 9.6 W/m
LEDs quantity: 120 pc/m
LED chip: 2835
Width: 8 mm
**DALI dimmable*

Flex white PCB, with 3m adhere attached, mark cut



IP65

99LED876



Type: LED strip
Power: 9.6 W/m
LEDs quantity: 120 pc/m
LED chip: 2835
Width: 8 mm
**DALI dimmable*

99LED877



Type: LED strip
Power: 9.6 W/m
LEDs quantity: 120 pc/m
LED chip: 2835
Width: 8 mm
**DALI dimmable*

99LED878



Type: LED strip
Power: 9.6 W/m
LEDs quantity: 120 pc/m
LED chip: 2835
Width: 8 mm
**DALI dimmable*

99LED879



Type: LED strip
Power: 9.6 W/m
LEDs quantity: 120 pc/m
LED chip: 2835
Width: 8 mm
**DALI dimmable*

Flex white PCB hollow tube waterproof IP65, mark cut, with mount. brackets.

5 YEARS TOTAL WARRANTY
+ 3 standard
+ 2 extended

24V DC

SMD 2835

30000h

REEL 5m

RoHS COMPLIANT

CE

Scan QR code for 3D models, IES files & price.

*Compatible with DALI



page 836



99LED891WWIP20
99LED891WIP20
99LED891CWIP20



99LED891WWIP65
99LED891WIP65
99LED891CWIP65

Click on the image & view the price

LED STRIPS LED 300 24V DC

5 YEARS TOTAL WARRANTY
+ 3 standard
2 extended



LED warm WHITE 2700-3000K 120° DALI F

LED neutral WHITE 4000-4300K 120° DALI F

LED cold WHITE 6000-6500K 120° DALI F

99LED891WWIP20



IP20

Type: LED strip 300
Power: 6W/m
Luminous efficiency: 500lm/W
LEDs quantity: 60 pc/m
Width: 8 mm
**DALI dimmable*

Flex white FCB, double layer, mark cut

99LED891WIP20

Type: LED strip 300
Power: 6W/m
Luminous efficiency: 500lm/W
LEDs quantity: 60 pc/m
Width: 8 mm
**DALI dimmable*

99LED891CWIP20

Type: LED strip 300
Power: 6W/m
Luminous efficiency: 500lm/W
LEDs quantity: 60 pc/m
Width: 8 mm
**DALI dimmable*

24V DC

SMD 5050

30000h

REEL 5m

RoHS COMPLIANT

CE



LED warm WHITE 2700-3000K 120° DALI F

LED neutral WHITE 4000-4300K 120° DALI F

LED cold WHITE 6000-6500K 120° DALI F

99LED891WWIP65



IP65

Type: LED strip 300
Power: 6W/m
Luminous efficiency: 500lm/W
LEDs quantity: 60 pc/m
Width: 8 mm
**DALI dimmable*

Flex white PCB hollow tube waterproof IP65, mark cut, with mount. brackets.

99LED891WIP65

Type: LED strip 300
Power: 6W/m
Luminous efficiency: 500lm/W
LEDs quantity: 60 pc/m
Width: 8 mm
**DALI dimmable*

99LED891CWIP65

Type: LED strip 300
Power: 6W/m
Luminous efficiency: 500lm/W
LEDs quantity: 60 pc/m
Width: 8 mm
**DALI dimmable*

Scan QR code for 3D models, IES files & price.



99XLED892WWIP20
99XLED892WIP20
99XLED892CWIP20



99XLED892WWIP65
99XLED892WIP65
99XLED892CWIP65

Click on the image & view the price

LED STRIPS LED 1200 24V DC



LED warm WHITE 3000K 120° F

99XLED892WWIP20

Type: LED strip 1200
Power: 18W/m
Luminous efficiency: 1800lm/W
LEDs quantity: 240 pc/m
Width: 10 mm



IP20

Flex white FCB, double layer, mark cut

LED neutral WHITE 4000K 120° F

99XLED892WIP20

Type: LED strip 1200
Power: 18W/m
Luminous efficiency: 1800lm/W
LEDs quantity: 240 pc/m
Width: 10 mm

LED cold WHITE 6500K 120° F

99XLED892CWIP20

Type: LED strip 1200
Power: 18W/m
Luminous efficiency: 1800lm/W
LEDs quantity: 240 pc/m
Width: 10 mm

2 YEARS TOTAL WARRANTY
+ 2 standard
0 extended

24V DC

SMD 2835

30000h

REEL 5m

RoHS COMPLIANT

CE



LED warm WHITE 3000K 120° F

99XLED892WWIP65

Type: LED strip 1200
Power: 18W/m
Luminous efficiency: 1800lm/W
LEDs quantity: 240 pc/m
Width: 10 mm



IP65

Flex white PCB hollow tube waterproof IP65, mark cut, with mount. brackets.

LED neutral WHITE 4000K 120° F

99XLED892WIP65

Type: LED strip 1200
Power: 18W/m
Luminous efficiency: 1800lm/W
LEDs quantity: 240 pc/m
Width: 10 mm

LED cold WHITE 6500K 120° F

99XLED892CWIP65

Type: LED strip 1200
Power: 18W/m
Luminous efficiency: 1800lm/W
LEDs quantity: 240 pc/m
Width: 10 mm

Scan QR code for 3D models, IES files & price.

*Compatible with DALI



page 836



99LED892WWIP20
99LED892WIP20
99LED892CWIP20



99LED892WWIP65
99LED892WIP65
99LED892CWIP65

Click on the image & view the price

LED STRIPS LED 1200 24V DC



99LED892WWIP20



Type: LED strip 1200
Power: 18W/m
Luminous efficiency: 1800lm/W
LEDs quantity: 240 pc/m
Width: 10 mm
**DALI dimmable*

IP20

Flex white FCB, double layer, mark cut.



99LED892WIP20

Type: LED strip 1200
Power: 18W/m
Luminous efficiency: 1800lm/W
LEDs quantity: 240 pc/m
Width: 10 mm

**DALI dimmable*



99LED892CWIP20

Type: LED strip 1200
Power: 18W/m
Luminous efficiency: 1800lm/W
LEDs quantity: 240 pc/m
Width: 10 mm

**DALI dimmable*



99LED892WWIP65



Type: LED strip 1200
Power: 18W/m
Luminous efficiency: 1800lm/W
LEDs quantity: 240 pc/m
Width: 10 mm
**DALI dimmable*

IP65

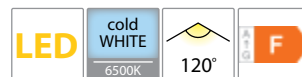
Flex white PCB hollow tube waterproof IP65, mark cut, with mount. brackets.



99LED892WIP65

Type: LED strip 1200
Power: 18W/m
Luminous efficiency: 1800lm/W
LEDs quantity: 240 pc/m
Width: 10 mm

**DALI dimmable*



99LED892CWIP65

Type: LED strip 1200
Power: 18W/m
Luminous efficiency: 1800lm/W
LEDs quantity: 240 pc/m
Width: 10 mm

**DALI dimmable*

5 YEARS TOTAL WARRANTY
+ 3 standard
2 extended

24V DC

SMD 5050

30000h

REEL 5m

RoHS COMPLIANT

CE

Scan QR code for 3D models, IES files & price.

*Compatible with DALI

 page 836



Ra >90

99LED895WWIP20
99LED895WIP20
99LED895CWIP20

99LED893RGBIP20

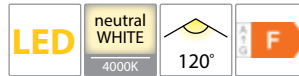


99LED894RGBW20

99LED893RGBIP65

Click on the image & view the price 

LED STRIPS LED 600 24V DC Ra>90 & LED STRIPS LED 300 RGB 24V DC



IP20

99LED895WWIP20

Type: LED strip 600
Power: 11W/m
Luminous efficiency: 900lm/W
LEDs quantity: 120 pc/m
Width: 8 mm
Ra>90

*DALI dimmable

Flex white FCB, double layer, mark cut.

99LED895WIP20

Type: LED strip 600
Power: 11W/m
Luminous efficiency: 900lm/W
LEDs quantity: 120 pc/m
Width: 8 mm
Ra>90

*DALI dimmable

99LED895CWIP20

Type: LED strip 600
Power: 11W/m
Luminous efficiency: 900lm/W
LEDs quantity: 120 pc/m
Width: 8 mm
Ra>90

*DALI dimmable

5 YEARS TOTAL WARRANTY
+ 4 standard
+ 1 extended

- 24V DC
- SMD 5050
- 30000h
- REEL 5m
- RoHS COMPLIANT
- CE



99LED893RGBIP20

99LED894RGBW20



IP20

Type: LED strip 300 RGB/ RGBW
Power: 12W/m
LEDs quantity: 60 pc/m
Width: 10 mm
Flex white FCB, double layer, mark cut.

*DALI dimmable



99LED893RGBIP65



IP65

Type: LED strip 300 RGB
Power: 12W/m
LEDs quantity: 60 pc/m
Width: 10 mm
Flex white PCB hollow tube water-proof IP65, mark cut, with mount brackets.

*DALI dimmable

Scan QR code for 3D models, IES files & price.

*Compatible with DALI



page 836



99LED982WW
99LED982
99LED982CW



99LED983WW
99LED983
99LED983CW

LED STRIPS HIGH EFFICIENCY & S-TYPE BENDABLE LED STRIP 24V DC

Click on the image & view the price

5 YEARS TOTAL WARRANTY
+ 3 standard
2 extended



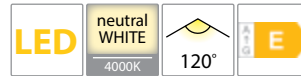
99LED982WW

Type: High efficiency LED strip
Power: 9.6 W/m
LEDs quantity: 72pc/m
LED chip: 5630
Width: 8 mm
**DALI dimmable*



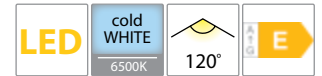
IP20

Self adhesive, mark cut.



99LED982

Type: High efficiency LED strip
Power: 9.6 W/m
LEDs quantity: 72pc/m
LED chip: 5630
Width: 8 mm
**DALI dimmable*



99LED982CW

Type: High efficiency LED strip
Power: 9.6 W/m
LEDs quantity: 72pc/m
LED chip: 5630
Width: 8 mm
**DALI dimmable*

24V DC

SMD 5630

30000h

REEL 5m

RoHS COMPLIANT

CE



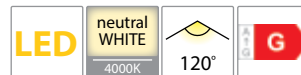
99LED983WW

Type: S-type bendable LED strip
Power: 7.2 W/m
Luminous efficiency: 700 lm/m
LED chip: 2835
Width: 6 mm
**DALI dimmable*



IP20

Self adhesive, mark cut.



99LED983

Type: S-type bendable LED strip
Power: 7.2 W/m
Luminous efficiency: 700 lm/m
LED chip: 2835
Width: 6 mm
**DALI dimmable*



99LED983CW

Type: S-type bendable LED strip
Power: 7.2 W/m
Luminous efficiency: 700 lm/m
LED chip: 2835
Width: 6 mm
**DALI dimmable*

Scan QR code for 3D models, IES files & price.

*Compatible with DALI

 page 836



99LED980WW
99LED980
99LED980CW
99LED981CW
99LED981BL

COB LED STRIP 24V DC

Click on the image & view the price 



LED warm WHITE 3000K  

99LED980WW

Type: LED COB strip
Power: 10W/m
Lumens: 1000lm/m
Width: 8 mm
**DALI dimmable*





IP20

Self adhesive, mark cut.

LED neutral WHITE 4000K  

99LED980

Type: LED COB strip
Power: 10W/m
Lumens: 1000lm/m
Width: 8 mm
**DALI dimmable*

LED cold WHITE 6500K  

99LED980CW

Type: LED COB strip
Power: 10W/m
Lumens: 1000lm/m
Width: 8 mm
**DALI dimmable*

3 YEARS TOTAL WARRANTY
+ 3 standard
0 extended

24V DC

SMD 5050

30000h

REEL 5m

RoHS COMPLIANT

CE

LED BLUE 

99LED980BL





Type: LED COB strip
Power: 10W/m
Lumens: 1000lm/m
Width: 8 mm
**DALI dimmable*



IP20

Self adhesive, mark cut.

LED cold WHITE 6500K  

99LED981CW



Type: LED COB strip
Power: 10W/m
Lumens: 1000lm/m
Width: 8 mm
**DALI dimmable*



IP67

5 YEARS TOTAL WARRANTY
+ 4 standard
1 extended

Scan QR code for 3D models, IES files & price.

*Compatible with DALI



page 836



99LED896WWIP68
99LED896WIP68
99LED896CWIP68



99LED897WWIP68
99LED897WIP68
99LED897CWIP68

Click on the image & view the price

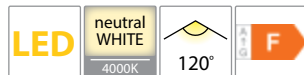
LED COB 24V DC, IP68

5 YEARS TOTAL WARRANTY
+ 3 standard
2 extended



99LED896WWIP68

Type: LED COB strip
Power: 6W/m
Luminous efficiency: 360lm/W
LEDs quantity: 320 pc/m
Width: 10 mm
**DALI dimmable*



99LED896WIP68

Type: LED COB strip
Power: 6W/m
Luminous efficiency: 360lm/W
LEDs quantity: 320 pc/m
Width: 10 mm
**DALI dimmable*



99LED896CWIP68

Type: LED COB strip
Power: 6W/m
Luminous efficiency: 360lm/W
LEDs quantity: 320 pc/m
Width: 10 mm
**DALI dimmable*

IP68

24V DC

SMD 5050

30000h

REEL 5m

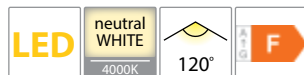
RoHS COMPLIANT

CE



99LED897WWIP68

Type: LED COB strip
Power: 9W/m
Luminous efficiency: 540lm/W
LEDs quantity: 480 pc/m
Width: 10 mm
**DALI dimmable*



99LED897WIP68

Type: LED COB strip
Power: 9W/m
Luminous efficiency: 540lm/W
LEDs quantity: 480 pc/m
Width: 10 mm
**DALI dimmable*



99LED897CWIP68

Type: LED COB strip
Power: 9W/m
Luminous efficiency: 540lm/W
LEDs quantity: 480 pc/m
Width: 10 mm
**DALI dimmable*

Scan QR code for 3D models, IES files & price.



99LED986S

Click on the image
& view the price

BLUETOOTH 5V TV LED STRIP, SET



Bluetooth IP20

99LED986S

Type: Bluetooth 5V TV LED strip, set
Input voltage: 5V
Output current: 5A
LED strip length: 3

Set Included:

- 3 meters USB Bluetooth TV strip with 90LEDs
- 24 keys remote control
- USB cable
- Bluetooth controller

Control: via remote control or via Smartphone

Bluetooth

DIY mode: adjustable speed and brightness

Brightness: Adjustable



3 YEARS TOTAL WARRANTY
+ 3 standard
0 extended

IP20

5V

RoHS COMPLIANT

CE

Scan QR code for 3D models, IES files & price.



99LED985S



99LED987S

Click on the image & view the price

SMART RGB LED STRIP WITH MUSIC CONTROL, SET

3 YEARS TOTAL WARRANTY
+ 3 standard
0 extended



IP20



99LED985S

Type: Smart RGB strip with music control, set
Input voltage: 5-24V DC
Output current: 5A
LEDs quantity: 48 pc
LED strip length: 4x22 cm

Control: via smartphone app or remote control
DIY mode: 16 million colours, adjustable speed and brightness

Microphone: Built-in high sensitivity microphone
Music sensitivity: Adjustable

Set Included:

- USB connector
- Car Charger
- 20 keys remote control
- Bluetooth controller
- 4 strip lights with 12 LEDs, and length 220mm



Scan QR code for 3D models, IES files & price.



IP65



99LED987S

Type: Smart RGB strip with music control, set
Input voltage: 100-240V DC
Output current: 12V/6A
LEDs quantity: 300 pc
LED strip length: 2x5 m

Control: via smartphone app or remote control

DIY mode: 16 million colours, adjustable speed and brightness

Microphone: Built-in high sensitivity microphone
Music sensitivity: Adjustable

Set Included:

- 2 rolls-10 meters with 300LEDs strip
- 40 keys remote control
- Adapter 100-240V to 12V/6A
- Bluetooth controller





L1 LITE-5M-EU

Click on the image & view the price

SMART LED STRIP, SET



IP20

3 YEARS TOTAL WARRANTY
+ 3 standard
0 extended

L1 LITE-5M-EU

Type: Smart RGB strip, set
 Input voltage: 12V DC
 Adapter Input voltage: 100-240V AC
 Controller Input voltage: 5-24 DC
 Output current: 5A
 Lumens: 300lm
 LEDs quantity: 30 pc/m
 LED strip length: 5 m

Control: From Anywhere via smart device


Functions:

- **Magicians of Light:** More than 16 million colors. You can capture colors from anything to better match the surroundings.
- **Diverse Modes:** Music Visualizer mode can display a perfect fusion of music and lights. 11 build-in modes, set what you want.
- **Voice Control:** Speak to your voice assistant (Alexa/Google Assistant), change L1 Lite as you prefer.
- **On/Off On Schedule:** Free your hands, set your daily routine.
- **Note:** L1 lite is not water-proof. If you want to extend it, you can use the group feature to control multiple light strips.

Set Included:

- LED Strip- 5m
- Wi-Fi Controller- 1pc
- Power Adapter- 1p

Download EWeLink Application.



Scan QR code for 3D models, IES files & price.



99LEDMOD1230



99LEDMOD2430

Click on the image & view the price

LED MODULES EPSTAR

2 YEARS TOTAL WARRANTY
+ 2 standard
0 extended



LED warm WHITE 3000K 160° F

LED neutral WHITE 4000K 160° F

LED cold WHITE 6000K 160° F

99LEDMOD1230


Type: LED module
Power: 12W
Lumens: 1140lm

99LEDMOD1240

Type: LED module
Power: 12W
Lumens: 1140lm

99LEDMOD1260

Type: LED module
Power: 12W
Lumens: 1140lm



Mounting: With magnet, for the lamps with iron plates, the modules have magnets that can be attached to the installation. For the plastic lamps, the modules have double-sided conductive adhesive tape, which can be pasted and installed.

Application: Suitable for ceiling lamp, wall lamp ,Bulkhead light etc.

~230V

IP20

30000h

RoHS COMPLIANT

CE



LED warm WHITE 3000K 160° F

LED neutral WHITE 4000K 160° F

LED cold WHITE 6000K 160° F

99LEDMOD2430


Type: LED module
Power: 24W
Lumens: 2280lm

99LEDMOD2440

Type: LED module
Power: 24W
Lumens: 2280lm

99LEDMOD2460

Type: LED module
Power: 24W
Lumens: 2280lm



Mounting: With magnet, for the lamps with iron plates, the modules have magnets that can be attached to the installation. For the plastic lamps, the modules have double-sided conductive adhesive tape, which can be pasted and installed.

Application: Suitable for ceiling lamp, wall lamp ,Bulkhead light etc.

Scan QR code for 3D models, IES files & price.



99CRL001CW
99CRL001WW
99CRL001RGB

REGULAR STRAIGHT STRING LIGHT



99CRL001CW



Type: Regular straight String Light
Power: 3.6W
LED QTY: 300pcs
Total Length: 22.43m
LED Distance: 7.5cm
Cable Length: 5m
Input Voltage: 100-240V AC
* 8 Function



99CRL001WW



Type: Regular straight String Light
Power: 3.6W
LED QTY: 300pcs
Total Length: 22.43m
LED Distance: 7.5cm
Cable Length: 5m
Input Voltage: 100-240V AC
* 8 Function



99CRL001RGB



Type: Regular straight String Light
Power: 3.6W
LED QTY: 300pcs
Total Length: 22.43m
LED Distance: 7.5cm
Cable Length: 5m
Input Voltage: 100-240V AC
* 8 Function



Click on the image & view the price

2 YEARS TOTAL WARRANTY
+ 2 standard
0 extended

IP44

~230V

RoHS COMPLIANT

CE

Scan QR code for 3D models, IES files & price.



99CRL009CW
99CRL009WW
99CRL010RGB

Click on the image
& view the price

REGULAR STRAIGHT STRING LIGHT

2 YEARS TOTAL WARRANTY
+ 2 standard
0 extended



99CRL009CW



Type: Regular straight String Light
Power: 7.2W
LED QTY: 920pcs
Total Length: 22.98m
LED Distance: 2.5cm
Cable Length: 5m
Input Voltage: 100-240V AC
* 8 Function



99CRL009WW



Type: Regular straight String Light
Power: 7.2W
LED QTY: 920pcs
Total Length: 22.98m
LED Distance: 2.5cm
Cable Length: 5m
Input Voltage: 100-240V AC
* 8 Function



99CRL010RGB



Type: Regular straight String Light
Power: 7.2W
LED QTY: 920pcs
Total Length: 22.98m
LED Distance: 2.5cm
Cable Length: 5m
Input Voltage: 100-240V AC
* 8 Function



IP44

~230V

RoHS COMPLIANT

CE

Scan QR code for 3D models, IES files & price.



99CRL006CW
99CRL006WW



99CRL007RGB

Click on the image
& view the price

STRAIGHT STRING LIGHT



99CRL006CW



Type: String Light
Power: 3.6W
LED QTY: 160pcs
Total Length: 2x1.5m
Cable Length: 5m
Input Voltage: 100-240V AC
* 8 Function



99CRL006WW



Type: String Light
Power: 3.6W
LED QTY: 160pcs
Total Length: 2x1.5m
Cable Length: 5m
Input Voltage: 100-240V AC
* 8 Function



99CRL007RGB



Type: String Light
Power: 3.6W
LED QTY: 120pcs
Total Length: 9m
LED Distance: 7.5cm
Cable Length: 5m
Input Voltage: 100-240V AC
* 8 Function



2 YEARS TOTAL WARRANTY
+ 2 standard
0 extended

IP44

~230V

RoHS COMPLIANT

CE

Scan QR code for 3D models,
IES files & price.



99CRL002CW
99CRL008WW
99CRL008RGB

Click on the image & view the price

ICICLE STRAIGHT LIGHT WITH BATTERY

2 YEARS TOTAL WARRANTY
+ 2 standard
0 extended



99CRL002CW



Type: String Light
Power: 3.6W
LED ICE QTY: 10pcs per string
Connecting wire: 30 cm
Cable Length: 5m
Input Voltage: 100-240V AC
* Function: Running



99CRL008WW



Type: Icicle Straight String Light with Battery
LED ICE QTY: 10pcs
LED Distance: 18.3cm
Cable Length: 0.3m
Input Voltage: 100-240V AC
* SET's without battery



IP44

~230V

RoHS COMPLIANT

CE



99CRL008RGB



Type: Icicle Straight String Light with Battery
LED ICE QTY: 10pcs
LED Distance: 18.3cm
Cable Length: 0.3m
Input Voltage: 100-240V AC
* SET's without battery



Scan QR code for 3D models, IES files & price.



99CRL003



99CRL004



99CRL005

Click on the image
& view the price

GARDEN LED PROJECTOR

LED




99CRL003



Type: 6 in 1 Garden LED Projector
Power: 6x1W
LED Type: 2835 SMD
Material: ABS
Projection Distance: 8-12m
(10-30m²)
Input Voltage: 100-240V AC

LED



99CRL004



Type: Garden LED Projector
Power: 5W
Colours: 6
Material: ABS
Projection Distance: 8-12m
(10-30m²)
Input Voltage: 100-240V AC

2 YEARS TOTAL WARRANTY
+ 2 standard
0 extended

IP44

~230V

RoHS COMPLIANT

CE

LED




99CRL005



Type: Red & Green 6 in 1 Garden LED Projector
Colours: 6
Lighting Source: Red 650NM
100MW+ Green 532NM 30MW
Classification: Class 2
Material: ABS
Projection Distance: 20x20m²
Input Voltage: 100-240V AC



Scan QR code for 3D models,
IES files & price.



99LED940WW

Click on the image
& view the price

LED NEON FLEX IP68 & ACCESSORIES

5 YEARS TOTAL WARRANTY
+ 3 standard
2 extended

IP68

12V DC

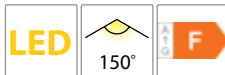
SMD
2835

30000h

REEL
5m

RoHS
COMPLIANT

CE




150°

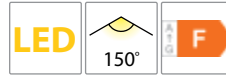


warm
WHITE
3000K

99LED940WW



Type: LED neon flex
Power: 4.8 W/m
Luminous efficiency: 160lm/m
Width: 8mm
Height: 16mm
Mark cut 1m.



150°



neutral
WHITE
4000K

99LED940W



Type: LED neon flex
Power: 4.8 W/m
Luminous efficiency: 160lm/m
Width: 8mm
Height: 16mm
Mark cut 1m.



99ACC81

Type: End cap for neon 12V
DC 4.8W/m



99ACC82

Type: Power cable for
neon 12V DC 4.8W/m



99ACC83

Type: Connector for
neon 12V DC 4.8W/m



99ACC84

Type: Clip for neon 12V
DC 4.8W/m




Scan QR code for 3D models,
IES files & price.

800

*Compatible with DALI

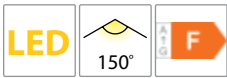
 page 836



99LED950
99LED951

LED NEON FLEX 12W/M, IP65

Click on the image & view the price 




99LED950
warm WHITE
2700-3000K

99LED951
cold WHITE
6000-6500K



Type: LED neon flex
Power: 12 W/m
Luminous efficiency:
18-22lm/LED
Width: 10mm
Height: 16mm
**DALI dimmable*
Mark cut 1m.



99LED958



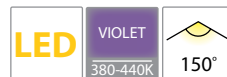
Type: LED neon flex
Power: 12 W/m
Luminous efficiency:
18-22lm/LED
Width: 10mm
Height: 19.5mm
**DALI dimmable*
Mark cut 1m.



99LED952



Type: LED neon flex
Power: 12 W/m
Luminous efficiency:
18-22lm/LED
Width: 10mm
Height: 16mm
**DALI dimmable*
Mark cut 1m.



99LED953



Type: LED neon flex
Power: 12 W/m
Luminous efficiency:
18-22lm/LED
Width: 10mm
Height: 16mm
**DALI dimmable*
Mark cut 1m.

3 YEARS TOTAL WARRANTY
+ 3 standard
0 extended

IP65

24V DC

SMD
3528

30000h

REEL
10m

RoHS
COMPLIANT


CE

Scan QR code for 3D models,
IES files & price.

*Compatible with DALI



page 836



99LED950

Click on the image & view the price

LED NEON FLEX 12W/M, IP65

3 YEARS TOTAL WARRANTY
+ 3 standard
0 extended

IP65

24V DC

SMD
3528

30000h

REEL
10m

RoHS
COMPLIANT

CE

Scan QR code for 3D models, IES files & price.

802



99LED954



Type: LED neon flex
Power: 12 W/m
Luminous efficiency: 18-22lm/LED
Width: 10mm
Height: 16mm

Mark cut 1m.

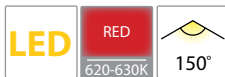


99LED955



Type: LED neon flex
Power: 12 W/m
Luminous efficiency: 18-22lm/LED
Width: 10mm
Height: 16mm

*DALI dimmable
Mark cut 1m.



99LED956



Type: LED neon flex
Power: 12 W/m
Luminous efficiency: 18-22lm/LED
Width: 10mm
Height: 16mm

*DALI dimmable
Mark cut 1m.



99LED957



Type: LED neon flex
Power: 12 W/m
Luminous efficiency: 18-22lm/LED
Width: 10mm
Height: 16mm

*DALI dimmable
Mark cut 1m.






99ACC72



99ACC73



99ACC74



99ACC75



99ACC76



99ACC77

Click on the image
& view the price

ACCESSORIES FOR LED NEON FLEX 12W/M



99ACC72

Type: Fixing bracket for Led Neon Flex



99ACC73

Type: Caps for Led Neon Flex



99ACC74

Type: Connector for single color Led Neon Flex



99ACC75

Type: Connector for RGB color Led Neon Flex



99ACC76

Type: Power cable for Led Neon Flex



99ACC77

Type: Power cable for Led RGB Neon Flex



IP20

RoHs
COMPLIANT

CE



99ACC07FL



99ACC07S

Click on the image & view the price

FLEXIBLE ALUMINUM PROFILE FOR LED STRIPS & ACCESSORIES



99ACC07FL

Type: Flexible aluminum profile for LED strip
Dimensions: 13.8x19x5mm
Length: 2m



99ACC78

Type: Fixing bracket



99ACC51

Type: Suspension wire without console



IP20

RoHS COMPLIANT

CE



99ACC07S

Type: Flexible silicone tube for LED strip
Dimensions: 20x20mm
Length: 1m
* LED Strip not included



99ACC80

Type: Fixing bracket



99ACC79

Type: End cap






99ACC61



99ACC62



99ACC63



99ACC64



99ACC65

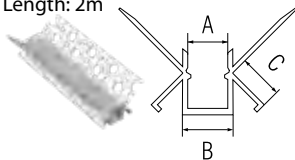
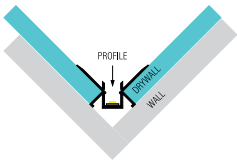
Click on the image
& view the price

LED PROFILES FOR DRYWALL MOUNTING



99ACC61

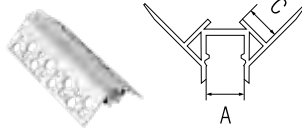
Type: Inside corner aluminum LED profile for recessed mounting in drywall
Dimensions AxBxC:
9.7x12.7x10mm
Length: 2m



Frosted PC cover with high light transparency | Aluminum Extrusion 2mm with Acid Sand Oxidation treatment on the surface | No mechanical line

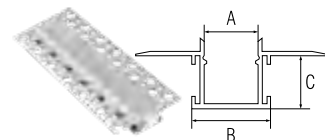
99ACC62

Type: Outside corner aluminum LED profile for recessed mounting in drywall
Dimensions AxC: 9.7x10mm
Length: 2m



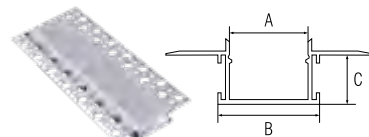
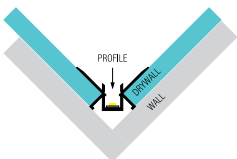
99ACC63

Type: Aluminum LED profile for recessed mounting in drywall
Dimensions AxBxC:
19.04x27.76x12.2mm
Length: 2m



99ACC65

Type: Aluminum LED profile for recessed mounting in drywall
Dimensions AxBxC:
28.58x36.91x12.2mm
Length: 2m



Frosted PC cover with high light transparency | Aluminum Extrusion 2mm with Acid Sand Oxidation treatment on the surface | No mechanical line

99ACC64

Type: Connectors for aluminum LED profiles DP63 and DP65
Set of 2 pieces



IP20

RoHS
COMPLIANT

CE



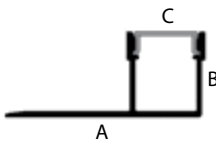
99ACC91



99ACC92

Click on the image & view the price

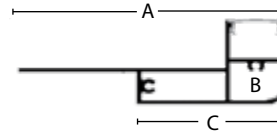
STAIRCASE PROFILES FOR RECESSED MOUNTING



99ACC91



Type: Staircase Profile for Recessed Mounting
Material: Aluminum
Diffuser: Opal PC
Dimensions AxBxC:
31.2x13.2x12.2mm
Length: 2m
* With End Caps



99ACC92



Type: Staircase Profile for Recessed Mounting
Material: Aluminum
Diffuser: Opal PC
Dimensions AxBxC:
68x12.5x38mm
Length: 2m
* With End Caps



Scan QR code for 3D models, IES files & price.

IP20

RoHS COMPLIANT

CE



99ACC94

SKIRT PROFILE FOR RECESSED MOUNTING



99ACC94



Type: Skirt Profile for Recessed Mounting

Material: Aluminum

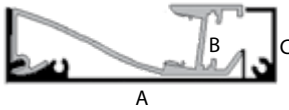
Diffuser: Opal PC

Dimensions AxBxC:

60x10.6x15.4mm

Length: 2m

* With End Caps



A

B

C



Click on the image
& view the price

IP20

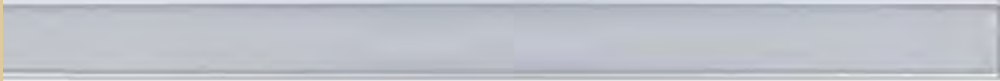
RoHS
COMPLIANT

CE

Scan QR code for 3D models,
IES files & price.



99ACC14
99ACC15



99ACC23

Click on the image & view the price

PROFILES AND ACCESSORIES FOR LED STRIP



99ACC14

Type: Aluminum profile for LED strip with matt PVC cover - 1m
Width: 15 mm
Height: 6 mm
Length: 1 m



99ACC15

Type: Aluminum profile for LED strip with matt PVC cover - 2m
Width: 15 mm
Height: 6 mm
Length: 2 m



99ACC16

Type: PVC end cap for profile 99ACC14 & 99ACC15
Set of 2 pc



99ACC17

Type: Fixing bracket for profile 99ACC14 & 99ACC15
Set of 2 pc



IP20

RoHS COMPLIANT

CE



99ACC23

Type: Aluminum profile for LED strip with matt PVC cover - 1m
Width: 23.8 mm
Height: 6 mm
Length: 1 m



99ACC24

Type: PVC end cap for profile 99ACC23



99ACC25

Type: Fixing bracket for profile 99ACC23





99ACC07
99ACC08



99ACC11
99ACC12

Click on the image
& view the price

PROFILES AND ACCESSORIES FOR LED STRIP



99ACC07

Type: Aluminum profile for LED strip with matt PVC cover - 1m
Width: 15 mm
Height: 6 mm
Length: 1 m



99ACC08

Type: Aluminum profile for LED strip with matt PVC cover - 2m
Width: 15 mm
Height: 6 mm
Length: 2 m



99ACC09

Type: PVC end cap for profile 99ACC07 & 99ACC08



99ACC10

Type: Fixing bracket for profile 99ACC07 & 99ACC08




99ACC11

Type: Aluminum profile for LED strip with matt PVC cover-1m
Width: 15 mm
Height: 6 mm
Length: 1 m



99ACC12

Type: Aluminum profile for LED strip with matt PVC cover - 2m
Width: 15 mm
Height: 6 mm
Length: 2 m



99ACC13

Type: PVC end cap for profile 99ACC11 & 99ACC12



IP20

RoHS
COMPLIANT

CE



99ACC26



99ACC31



99ACC28

Click on the image
& view the price

PROFILES AND ACCESSORIES FOR LED STRIP



99ACC26

Type: Aluminum profile for LED strip with matt PVC cover - 1m
Width: 23.8 mm
Height: 6 mm
Length: 1 m



99ACC27

Type: PVC end cap for profile 99ACC26



99ACC31

Type: Aluminum profile for LED strip with matt PVC cover - 1m
Width: 49.2 mm
Height: 6 mm
Length: 1 m



99ACC32

Type: PVC end cap for profile 99ACC31



IP20

RoHS
COMPLIANT

CE



99ACC28

Type: Aluminum profile for LED strip with matt PVC cover-1m
Width: 56.6 mm
Height: 6 mm
Length: 1 m



99ACC29

Type: PVC end cap for profile 99ACC28



99ACC30

Fixing bracket for profile 99ACC28



ACCESSORIES FOR LED STRIP



99ACC02

Type: One colour LED strip connector, 150mm cable



99ACC021

Type: Connector for 8mm one colour LED strip, 150mm cable



99ACC03

Type: One colour LED strip connector, 150mm cable



99ACC01

Type: Silicone clips for LED strip



99ACC05

Type: One colour LED strip connector



99ACC051

Type: Connector for 8mm one colour LED strip



99ACC06

Type: RGB LED strip connector



99ACC19

Type: Female connector with cable 15cm, white D-5.5



99ACC20

Type: 4pin connector with cable 20cm, white



99LED450

Type: Front caps for LED strip SMD3528 IP65



99LED452

Type: Front caps for LED strip SMD5050 IP65

99LED454

Type: Front caps for RGB LED strip SMD5050 IP65

99LED451

Type: End caps for LED strip SMD3528 IP65

99LED453

Type: End caps for LED strip SMD5050 IP65

99LED455

Type: End caps for RGB LED strip SMD5050 IP65

IP20

RoHS
COMPLIANT

CE



99LEDDIMMER3



99LEDDIMMER4



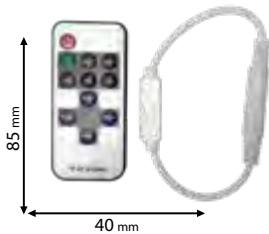
99AMPLIFIER1

SINGLE COLOUR CONTROLLERS FOR LED STRIP

Click on the image & view the price

3 YEARS TOTAL WARRANTY
+ 3 standard
0 extended

99LEDDIMMER3



Type: Mini single colour controller 72W
Current: 6A
Voltage: 12V
Height: 6 mm

99LEDDIMMER4



Type: Single colour controller 216-432W
Current: 18A
Voltage: 12-24V
Height: 33mm

99AMPLIFIER1



Type: Single colour amplifier
Current: 6A
Voltage: 12-24V
Height: 20 mm

Scan QR code for 3D models, IES files & price.

IP20

RoHS COMPLIANT

CE



99RGBCONTROL2



99RGBCONTROL3

INFRARED CONTROLLERS FOR RGB STRIPS

Click on the image & view the price

99RGBCONTROL2



Type: RGB controller 20 stationary colour and 6 dynamic modes with regulation and RGB mixer mode
Current: 2A (each channel)
Voltage: 12V DC
Height: 25 mm

99RGBCONTROL3



Type: Mini RGB controller 3x24W
Current: 2A (each channel)
Voltage: 12V

3 YEARS TOTAL WARRANTY
+ 3 standard
0 extended

IP20

RoHS

EMC

CE

Scan QR code for 3D models, IES files & price.



99RGBCONTROL4



99RGBAMPLIFIER2



99RGBAMPLIFIER3

RGB CONTROLLERS

Click on the image & view the price


3 YEARS TOTAL WARRANTY
+ 3 standard
0 extended

99RGBCONTROL4




Type: RGB controller
3x80/160W
Current: 6.5A (each channel)
Voltage: 12-24V
Height: 25 mm

99RGBAMPLIFIER2



Type: RGB amplifier
3x144W/288W
Current: 4A (each channel)
Voltage: 12-24V
Height: 25 mm

99RGBAMPLIFIER3



Type: Mini RGB amplifier
3x72W/144W
Current: 2A (each channel)
Voltage: 12-24V
Height: 20 mm

Scan QR code for 3D models, IES files & price.

IP20

RoHS

EMC

CE



99RGB4W



99RGBWAMPLIFIER3


RGB + WHITE CONTROLLERS

99RGB4W



Type: RGB+White controller
4x72/144W
Current: 6A (each channel)
Voltage: 12-24V
Height: 23 mm

99RGBWAMPLIFIER3



Type: RGB+White amplifier
4x288/576W
Current: 6A (each channel)
Voltage: 12-24V
Height: 24 mm

Click on the image & view the price

LAMPS | POWER SUPPLIES

3 YEARS TOTAL WARRANTY
+ 3 standard
0 extended

IP20
RoHS
EMC
CE

Scan QR code for 3D models, IES files & price.



99SETDC12PVC
99SETDC24PVC

Click on the image
& view the price

12V DC ADAPTERS

3 YEARS TOTAL WARRANTY
+ 3 standard
0 extended

99SETDC12PVC



Type: Adapter 12V DC
Power: 12W
Input Voltage: 230V AC/
50-60Hz
Output voltage: 12V DC
Output Current: 1A
Height: 34 mm

99SETDC24PVC



Type: Adapter 12V DC
Power: 24W
Input Voltage: 230V AC/
50-60Hz
Output voltage: 12V DC
Output Current: 2A
Height: 34 mm

- IP20
- 12V DC
- RoHS
- EMC
- CE

Scan QR code for 3D models,
IES files & price.



9XSETDC60IP20



9XSETDC120IP20
9XSETDC150IP20

CONSTANT VOLTAGE DRIVER 12V DC FOR LED STRIPS

Click on the image & view the price

12V DC

9XSETDC60IP20



Type: 12V DC Driver Slim Series
Power: 60W
Input Voltage: 176-264V AC/
50-60Hz
Output voltage: 12V DC
Output Current: 5A
Height: 40 mm

12V DC

9XSETDC120IP20



Type: 12V DC Driver Slim Series
Power: 120W
Input Voltage: 176-264V AC/
50-60Hz
Output voltage: 12V DC
Output Current: 10A
Height: 36 mm

12V DC

9XSETDC150IP20



Type: 12V DC Driver Slim Series
Power: 150W
Input Voltage: 176-264V AC/
50-60Hz
Output voltage: 12V DC
Output Current: 12.5A
Height: 39 mm

2 YEARS TOTAL WARRANTY
+ 2 standard
0 extended

IP20

12V DC

RoHS

EMC

CE

Scan QR code for 3D models, IES files & price.



9XSETDC200IP20
9XSETDC250IP20



9XSETDC360IP20

Click on the image & view the price

CONSTANT VOLTAGE DRIVER 12V DC FOR LED STRIPS

2 YEARS TOTAL WARRANTY
+ 2 standard
0 extended

12V DC

9XSETDC200IP20



Type: 12V DC Driver Slim Series
Power: 200W
Input Voltage: 176-264V AC/
50-60Hz
Output voltage: 12V DC
Output Current: 16.66A
Height: 40 mm

12V DC

9XSETDC250IP20



Type: 12V DC Driver Slim Series
Power: 250W
Input Voltage: 176-264V AC/
50-60Hz
Output voltage: 12V DC
Output Current: 20.83A
Height: 40 mm

12V DC

9XSETDC360IP20



Type: 12V DC Driver Slim Series
Power: 360W
Input Voltage: 176-264V AC/
50-60Hz
Output voltage: 12V DC
Output Current: 30A
Height: 40mm

IP20

12V DC

RoHS

EMC

CE

Scan QR code for 3D models,
IES files & price.



99SETDC60IP20S



99SETDC120IP20S



99SETDC150IP20S

CONSTANT VOLTAGE DRIVER 12V DC FOR LED STRIPS

12V DC

99SETDC60IP20S



Type: 12V DC Driver Slim Series
Power: 60W
Input Voltage: 176-264V AC/
50-60Hz
Output voltage: 12V DC
Output Current: 5A
Height: 30 mm

12V DC

99SETDC120IP20S



Type: 12V DC Driver Slim Series
Power: 120W
Input Voltage: 176-264V AC/
50-60Hz
Output voltage: 12V DC
Output Current: 10A
Height: 32 mm

12V DC

99SETDC150IP20S



Type: 12V DC Driver Slim Series
Power: 150W
Input Voltage: 176-264V AC/
50-60Hz
Output voltage: 12V DC
Output Current: 12.5A
Height: 35 mm

Click on the image
& view the price

LAMPS | POWER SUPPLIES

3 YEARS TOTAL WARRANTY
+ 3 standard
0 extended

- IP20
- 12V DC
- RoHS
- EMC
- CE

Scan QR code for 3D models,
IES files & price.



99SETDC200IP20S



99SETDC250IP20S



99SETDC360IP20S

CONSTANT VOLTAGE DRIVER 12V DC FOR LED STRIPS

Click on the image & view the price

3 YEARS TOTAL WARRANTY
+ 3 standard
0 extended

IP20

12V DC

RoHS

EMC

CE

Scan QR code for 3D models, IES files & price.

12V DC


99SETDC200IP20S



Type: 12V DC Driver Slim Series
Power: 200W
Input Voltage: 176-264V AC/
50-60Hz
Output voltage: 12V DC
Output Current: 16.66A
Height: 40 mm

12V DC

99SETDC250IP20S



Type: 12V DC Driver Slim Series
Power: 250W
Input Voltage: 176-264V AC/
50-60Hz
Output voltage: 12V DC
Output Current: 20.83A
Height: 40 mm

12V DC

99SETDC360IP20S



Type: 12V DC Driver Slim Series
Power: 360W
Input Voltage: 176-264V AC/
50-60Hz
Output voltage: 12V DC
Output Current: 30A
Height: 40mm



9XSETDC30IP67



9XSETDC60IP67




9XSETDC120IP67

Click on the image & view the price

CONSTANT VOLTAGE DRIVER 12V DC FOR LED STRIPS, IP67

12V DC


9XSETDC30IP67



Type: 12V DC Driver Slim Series
 Power: 30W
 Input Voltage: 90-264V AC/
 50-60Hz
 Output voltage: 12V DC
 Output Current: 2.5A
 Height: 20 mm

12V DC


9XSETDC60IP67



Type: 12V DC Driver Slim Series
 Power: 60W
 Input Voltage: 176-264V AC/
 50-60Hz
 Output voltage: 12V DC
 Output Current: 5A
 Height: 22mm

12V DC

9XSETDC120IP67



Type: 12V DC Driver Slim Series
 Power: 120W
 Input Voltage: 176-264V AC/
 50-60Hz
 Output voltage: 12V DC
 Output Current: 10A
 Height: 22mm

2 YEARS TOTAL WARRANTY
 + 2 standard
 0 extended

IP67

12V DC

RoHS

EMC

CE

Scan QR code for 3D models, IES files & price.



9XSETDC150IP67



9XSETDC200IP67


Click on the image & view the price

CONSTANT VOLTAGE DRIVER 12V DC FOR LED STRIPS, IP67

2 YEARS TOTAL WARRANTY
+ 2 standard
0 extended

12V DC


9XSETDC150IP67



Type: 12V DC Driver Slim Series
Power: 150W
Input Voltage: 176-264V AC/
50-60Hz
Output voltage: 12V DC
Output Current: 12.5A
Height: 40 mm

12V DC

9XSETDC200IP67



Type: 12V DC Driver Slim Series
Power: 200W
Input Voltage: 176-264V AC/
50-60Hz
Output voltage: 12V DC
Output Current: 16.66A
Height: 40 mm

IP67

12V DC

RoHS

EMC

CE

Scan QR code for 3D models,
IES files & price.



99SETDC30IP67S



99SETDC1248TIP67



99SETDC60IP67S




99SETDC120IP67S

Click on the image & view the price

CONSTANT VOLTAGE DRIVER SLIM SERIES 12V DC FOR LED STRIPS, IP67

12V DC


99SETDC30IP67S



Type: 12V DC Driver Slim Series
Power: 30W
Input Voltage: 90-264V AC/
50-60Hz
Output voltage: 12V DC
Output Current: 2.5A
Height: 20 mm

12V DC


99SETDC1248TIP67



Type: 12V DC Driver Slim Series
Power: 48W
Input voltage: 180-240V AC/
50-60Hz
Output voltage: 12V DC
Output Current: 4A
Height: 22 mm

12V DC


99SETDC60IP67S



Type: 12V DC Driver Slim Series
Power: 60W
Input Voltage: 90-264V AC/
50-60Hz
Output voltage: 12V DC
Output Current: 5A
Height: 22mm

12V DC

99SETDC120IP67S



Type: 12V DC Driver Slim Series
Power: 120W
Input Voltage: 90-264V AC/
50-60Hz
Output voltage: 12V DC
Output Current: 10A
Height: 22mm

3 YEARS TOTAL WARRANTY
+ 3 standard
0 extended

IP67

12V DC

RoHS

EMC

CE

Scan QR code for 3D models, IES files & price.



99SETDC150IP67S
99SETDC200IP67S


Click on the image
& view the price

CONSTANT VOLTAGE DRIVER 12V DC FOR LED STRIPS, IP67

3 YEARS TOTAL WARRANTY
+ 3 standard
0 extended

12V DC


99SETDC150IP67S



Type: 12V DC Driver Slim Series
Power: 150W
Input Voltage: 90-264V AC/
50-60Hz Output voltage: 12V DC
Output Current: 12.5A
Height: 22 mm

12V DC

99SETDC200IP67S



Type: 12V DC Driver Slim Series
Power: 200W
Input Voltage: 90-264V AC/
50-60Hz
Output voltage: 12V DC
Output Current: 16.5A
Height: 33 mm

IP67


12V DC

RoHS

EMC

CE


Scan QR code for 3D models,
IES files & price.



99SETDC60IP20SD



99SETDC120IP20SD



99SETDC200IP20SD

CONSTANT VOLTAGE DIMMABLE DRIVER 12V DC FOR LED STRIPS


Click on the image & view the price



99SETDC60IP20SD




Type: 12V DC Dimmable Driver Slim Series
Power: 60W
Input Voltage: 176-264V AC/ 50-60Hz
Output Volatge: 12V DC
Output Current: 5A
Height: 30mm
** 0-10V signal Dimming & AC Thyristor Dimming*



99SETDC120IP20SD




Type: 12V DC Dimmable Driver Slim Series
Power: 120W
Input Voltage: 176-264V AC/ 50-60Hz
Output Volatge: 12V DC
Output Current: 10A
Height: 30mm
** 0-10V signal Dimming & AC Thyristor Dimming*



99SETDC200IP20SD



Type: 12V DC Dimmable Driver Slim Series
Power: 200W
Input Voltage: 176-264V AC/ 50-60Hz
Output Volatge: 12V DC
Output Current: 16.7A
Height: 30mm
** 0-10V signal Dimming & AC Thyristor Dimming*



3 YEARS TOTAL WARRANTY
+ 3 standard
0 extended

- IP20
- 12V DC
- RoHS
- EMC
- CE

Scan QR code for 3D models, IES files & price.



99XSETDC6024IP20



99XSETDC10024IP20
99XSETDC15024IP20

Click on the image & view the price

CONSTANT VOLTAGE DRIVER 24V DC FOR LED STRIPS

2 YEARS TOTAL WARRANTY
+ 2 standard
0 extended

IP20

24V DC

RoHS

EMC

CE

Scan QR code for 3D models, IES files & price.

24V DC

99XSETDC6024IP20



Type: 24V DC Driver Slim Series
Power: 60W
Input Voltage: 180-240V AC/
50-60Hz
Output voltage: 24V DC
Output Current: 2.5A
Height: 33 mm

24V DC

99XSETDC10024IP20



Type: 24V DC Driver Slim Series
Power: 100W
Input Voltage: 180-240V AC/
50-60Hz
Output voltage: 24V DC
Output Current: 4.2A
Height: 36 mm

24V DC

99XSETDC15024IP20



Type: 24V DC Driver Slim Series
Power: 150W
Input Voltage: 180-240V AC/
50-60Hz
Output voltage: 24V DC
Output Current: 6.25A
Height: 39 mm



99XSETDC20024IP20
99XSETDC25024IP20



99XSETDC36024IP20

CONSTANT VOLTAGE DRIVER 24V DC FOR LED STRIPS

24V DC

99XSETDC20024IP20



Type: 24V DC Driver Slim Series
Power: 200W
Input Voltage: 176-264V AC/
50-60Hz
Output voltage: 24V DC
Output Current: 8.33A
Height: 40 mm

24V DC

99XSETDC25024IP20



Type: 24V DC Driver Slim Series
Power: 250W
Input Voltage: 176-264V AC/
50-60Hz
Output voltage: 24V DC
Output Current: 10.42A
Height: 40 mm

24V DC

99XSETDC36024IP20



Type: 24V DC Driver Slim Series
Power: 360W
Input Voltage: 176-264V AC/
50-60Hz
Output voltage: 24V DC
Output Current: 15A
Height: 40mm

Click on the image & view the price

2 YEARS TOTAL WARRANTY
+ 2 standard
0 extended

IP20

24V DC

RoHS

EMC

CE

Scan QR code for 3D models, IES files & price.



99SET6024IP20S



99SET12024IP20S



99SET15024IP20S

CONSTANT VOLTAGE DRIVER 24V DC FOR LED STRIPS

Click on the image & view the price

3 YEARS TOTAL WARRANTY
+ 3 standard
0 extended

IP20

24V DC

RoHS


EMC

CE

Scan QR code for 3D models, IES files & price.

24V DC

99SET6024IP20S



Type: 24V DC Driver Slim Series
Power: 60W
Input Voltage: 176-264V AC/
50-60Hz
Output voltage: 24V DC
Output Current: 2.5A
Height: 30 mm

24V DC

99SET12024IP20S



Type: 24V DC Driver Slim Series
Power: 120W
Input Voltage: 176-264V AC/
50-60Hz
Output voltage: 24V DC
Output Current: 5A
Height: 32 mm

24V DC

99SET15024IP20S



Type: 24V DC Driver Slim Series
Power: 150W
Input Voltage: 176-264V AC/
50-60Hz
Output voltage: 24V DC
Output Current: 6.25A
Height: 35 mm



99SETDC20024IP20S



99SET25024IP20S



99SET36024IP20S

CONSTANT VOLTAGE DRIVER 24V DC FOR LED STRIPS

Click on the image & view the price

24V DC

99SET20024IP20S



Type: 24V DC Driver Slim Series
Power: 200W
Input Voltage: 176-264V AC/
50-60Hz
Output voltage: 24V DC
Output Current: 8.3A
Height: 40 mm

24V DC

99SET25024IP20S



Type: 24V DC Driver Slim Series
Power: 250W
Input Voltage: 176-264V AC/
50-60Hz
Output voltage: 24V DC
Output Current: 10.4A
Height: 40 mm

24V DC

99SET36024IP20S



Type: 24V DC Driver Slim Series
Power: 360W
Input Voltage: 176-264V AC/
50-60Hz
Output voltage: 24V DC
Output Current: 15A
Height: 40mm

LAMPS | POWER SUPPLIES

3 YEARS TOTAL WARRANTY
+ 3 standard
0 extended

- IP20
- 24V DC
- RoHS
- EMC
- CE

Scan QR code for 3D models, IES files & price.



99SET3024IP67S



99SETDC2448TIP67



99SET6024IP67S



99SET12024IP67S

CONSTANT VOLTAGE DRIVER 24V DC FOR LED STRIPS, IP67

Click on the image & view the price

3 YEARS TOTAL WARRANTY
+ 3 standard
0 extended

IP67

24V DC

RoHS

EMC


CE

Scan QR code for 3D models, IES files & price.

830

24V DC


99SET3024IP67S



Type: 24V DC Driver Slim Series
Power: 30W
Input Voltage: 90-264V AC/
50-60Hz
Output voltage: 24V DC
Output Current: 1.25A
Height: 20 mm

24V DC


99SETDC2448TIP67



Type: 24V DC Driver Slim Series
Power: 48W
Input voltage: 180-240V AC/
50-60Hz
Output voltage: 24V DC
Output Current: 2A
Height: 22 mm

24V DC


99SET6024IP67S



Type: 24V DC Driver Slim Series
Power: 60W
Input Voltage: 90-264V AC/
50-60Hz
Output voltage: 24V DC
Output Current: 2.5A
Height: 22mm

24V DC

99SET12024IP67S



Type: 24V DC Driver Slim Series
Power: 120W
Input Voltage: 90-264V AC/
50-60Hz
Output voltage: 24V DC
Output Current: 5A
Height: 22mm



99SET15024IP67S
99SET20024IP67S

CONSTANT VOLTAGE DRIVER 24V DC FOR LED STRIPS, IP67

Click on the image & view the price

24V DC

99SET15024IP67S



Type: 24V DC Driver Slim Series
Power: 150W
Input Voltage: 90-264V AC/
50-60Hz
Output voltage: 24V DC
Output Current: 6.25A
Height: 22 mm

24V DC

99SET20024IP67S



Type: 24V DC Driver Slim Series
Power: 200W
Input Voltage: 90-264V AC/
50-60Hz
Output voltage: 24V DC
Output Current: 8.25A
Height: 33 mm

3 YEARS TOTAL WARRANTY
+ 3 standard
0 extended

IP67


24V DC

RoHS

EMC

CE

Scan QR code for 3D models,
IES files & price.



99SETDC6024IP20SD



99SETDC12024IP20SD



99SETDC20024IP20SD

Click on the image & view the price

CONSTANT VOLTAGE DIMMABLE DRIVER 24V DC FOR LED STRIPS

3 YEARS TOTAL WARRANTY
+ 3 standard
0 extended


- IP20
- 24V DC
- RoHS
- EMC
- CE

Scan QR code for 3D models, IES files & price.

832




99SETDC6024IP20SD



Type: 24V DC Dimmable Driver Slim Series
Power: 60W
Input Voltage: 176-264V AC/ 50-60Hz
Output Voltage: 24V DC
Output Current: 2.5A
Height: 30mm
** 0-10V signal Dimming & AC Thyristor Dimming*




99SETDC12024IP20SD



Type: 24V DC Dimmable Driver Slim Series
Power: 120W
Input Voltage: 176-264V AC/ 50-60Hz
Output Voltage: 24V DC
Output Current: 5A
Height: 30mm
** 0-10V signal Dimming & AC Thyristor Dimming*



99SETDC20024IP20SD



Type: 12V DC Dimmable Driver Slim Series
Power: 200W
Input Voltage: 176-264V AC/ 50-60Hz
Output Voltage: 12V DC
Output Current: 8.3A
Height: 30mm
** 0-10V signal Dimming & AC Thyristor Dimming*



99SETDC5048IP20



99SETDC10048IP20



99SETDC15048IP20




99SETDC20048IP20

Click on the image & view the price

CONSTANT VOLTAGE DRIVER SLIM SERIES 48V DC FOR MAGNETIC TRACK LIGHTS

48V DC

99SETDC5048IP20



Type: 48V constant voltage driver for magnet track light
Power: 50W
Voltage Uin/Uout: 176-240V AC/48V DC
Height: 40 mm

48V DC

99SETDC10048IP20



Type: 48V constant voltage driver for magnet track light
Power: 100W
Voltage Uin/Uout: 176-240V AC/48V DC
Height: 40 mm

48V DC

99SETDC15048IP20



Type: 48V constant voltage driver for magnet track light
Power: 150W
Voltage Uin/Uout: 176-240V AC/48V DC
Height: 45 mm

48V DC

99SETDC20048IP20



Type: 48V constant voltage driver for magnet track light
Power: 200W
Voltage Uin/Uout: 176-240V AC/48V DC
Height: 60 mm

3 YEARS TOTAL WARRANTY
+ 3 standard
0 extended

IP20

48V DC

RoHS

EMC

CE

Scan QR code for 3D models, IES files & price.



0-10V

99SETDC12D010



0-10V

99SETDC21D010



0-10V

99SETDC32D010


CONSTANT CURRENT DIMMABLE DRIVER 0-10V FOR LED FIXTURES

Click on the image & view the price

3 YEARS TOTAL WARRANTY
+ 3 standard
0 extended




99SETDC12D010



Type: Constant Current LED Dimmable Driver 0-10V
Power: 12W
Input Voltage: 220-240V AC
Output Voltage: 9-42V
Output Current: from 150 till 400mA via DIP Switch in Steps of 50mA
Height: 21 mm
Application: for Decorative, Indoor, Commercial, Residential Lighting




99SETDC21D010



Type: Constant Current LED Dimmable Driver 0-10V
Power: 21W
Input Voltage: 220-240V AC
Output Voltage: 9-42V
Output Current: from 250 till 500mA via DIP Switch in Steps of 50mA
Height: 23mm
Application: for Decorative, Indoor, Commercial, Residential Lighting



99SETDC32D010



Type: Constant Current LED Dimmable Driver 0-10V
Power: 31.5W
Input Voltage: 198-264V AC
Output Voltage: 9-42V
Output Current: from 400 till 750mA via DIP Switch in Steps of 50mA
Height: 23mm
Application: for Decorative, Indoor, Commercial, Residential Lighting

IP20

0-10V

RoHS

EMC

CE

Scan QR code for 3D models, IES files & price.



0-10V

99SETDC40D010



0-10V

99SETDC50D010

Click on the image
& view the price

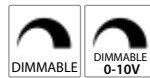

CONSTANT CURRENT DIMMABLE DRIVER 0-10V FOR LED FIXTURES



99SETDC40D010




Type: Constant Current LED Dimmable Driver 0-10V
 Power: 40W
 Input Voltage: 220-240V AC
 Output Voltage: 9-42V
 Output Current: from 550 till 1050mA via DIP Switch in Steps of 50mA
 Height: 27.5mm
 Application: for Decorative, Indoor, Commercial, Residential Lighting



99SETDC50D010



Type: Constant Current LED Dimmable Driver 0-10V
 Power: 50W
 Input Voltage: 220-240V AC
 Output Voltage: 9-42V
 Output Current: from 1100 till 1500mA via DIP Switch in Steps of 50mA
 Height: 27.5mm
 Application: for Decorative, Indoor, Commercial, Residential Lighting



3 YEARS TOTAL WARRANTY
 + 3 standard
 0 extended

IP20

0-10V

RoHS

EMC

CE

Scan QR code for 3D models, IES files & price.



99DALI12012DC



99DALI15024DC


Click on the image & view the price

DALI CONSTANT VOLTAGE DIMMABLE DRIVER FOR LED STRIPS

3 YEARS TOTAL WARRANTY
+ 3 standard
0 extended



99DALI12012DC

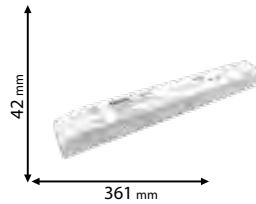


Type: DALI T6 Constant Voltage Driver
Power: 120W
Input Voltage: 198-264V AC/ 50-60Hz
Output Voltage: 12V DC
Output Current: 0 - 10A
Dimming Depth: 0.1%
Application: for LED Strips; Light Box
Height: 30.3mm

* DALI + Push Dimming Functions



99DALI15024DC



Type: DALI T6 Constant Voltage Driver
Power: 150W
Input voltage: 220-240V AC/ 50-60Hz
Output voltage: 24V DC
Output Current: 0 - 6.25A
Dimming Depth: 0.1%
Application: for LED Strips; Light Box
Height: 30.3mm

* DALI + Push Dimming Functions

IP20

12/24V DC

RoHS

EMC

CE

Scan QR code for 3D models, IES files & price.



99DALI1240042
99DALI2050042



99DALI40105042
99DALI60150042

Click on the image & view the price

DALI CONSTANT CURRENT LED DRIVER FOR LED FIXTURES WITH EXTERNAL DRIVERS

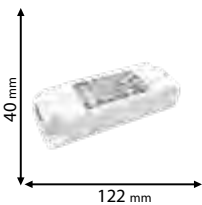


99DALI1240042



Type: DALI Constant Current LED Driver
Power: 12W
Input voltage: 198-264V AC
Output voltage: 9-42V
Output current: from 150 till 400mA via
DIP Switch in Steps of 50mA
Dimming Depth: 0.1%
Application: for Decorative, Indoor,
Commercial, Residential Lighting
Height: 25mm

* DALI + Push Dimming Functions

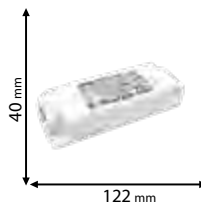


99DALI2050042



Type: DALI Constant Current LED Driver
Power: 20W
Input voltage: 198-264V AC
Output voltage: 9-42V
Output current: from 250 till 500mA via
DIP Switch in Steps of 50mA
Dimming Depth: 0.1%
Application: for Decorative, Indoor,
Commercial, Residential Lighting
Height: 25mm

* DALI + Push Dimming Functions




99DALI40105042



Type: DALI Constant Current LED Driver
Power: 40W
Input voltage: 198-264V AC
Output voltage: 25-42V
Output current: from 250 till 1050mA via DIP
Switch in Steps of 50mA
Dimming Depth: 0.1%
Application: for Decorative, Indoor, Commer-
cial, Residential Lighting
Height: 31.2mm

* Sin 1: Support DALI, Push, 0-10, PWM & Rx
Dimming




99DALI60150042



Type: DALI Constant Current LED Driver
Power: 60W
Input voltage: 198-264V AC
Output voltage: 25-42V
Output current: from 1100 till 1500mA via
DIP Switch in Steps of 50mA
Dimming Depth: 0.1%
Application: for Decorative, Indoor, Commer-
cial, Residential Lighting
Height: 31.2mm

* Sin 1: Support DALI, Push, 0-10, PWM &
RxDimming



3 YEARS TOTAL WARRANTY
+ 3 standard
0 extended

IP20

220V AC

RoHS

EMC

CE

Scan QR code for 3D models,
IES files & price.



99DALI80200042



99DALIBPS


DALI CONSTANT CURRENT LED DRIVER FOR LED FIXTURES WITH EXTERNAL DRIVERS

Click on the image & view the price

3 YEARS TOTAL WARRANTY
+ 3 standard
0 extended



99DALI80200042




Type: DALI Constant Current LED Driver
Power: 80W
Input voltage: 198-264V AC
Output voltage: 25-42V
Output Current: from 1550 till 2000mA via DIP Switch in Steps of 50mA
Dimming Depth: 0.1%
Application: for Decorative, Indoor, Commercial, Residential Lighting
Height: 21mm

** DALI + Push Dimming Functions*



99DALIBPS



Type: DALI Bus Power Supply
Input voltage: 100-240V AC
Output voltage: 14-18V
Output Current: 230 ± 10mA
Devices: Drive 64 Devices with DALI Addresses
Communication Frequency: 1200bps
Mounting: DIN-Rail or Screw Fixation

** Output Short Circuit Protection; LED Indicator*

IP20

220V AC

RoHS

EMC

CE

Scan QR code for 3D models, IES files & price.




99DRIVERPN6
99DRIVERPN12
99DRIVERPN18

Click on the image
& view the price


DRIVERS FOR LED PANELS ELMARK

99DRIVERPN6




Type: Driver for LED panel
Power: 6W
Input voltage: 220-240V
Output voltage: 12-25V DC
Output current: 300mA
Height: 22 mm

99DRIVERPN12



Type: Driver for LED panel
Power: 12W
Input voltage: 220-240V
Output voltage: 24-50V DC
Output current: 300mA
Height: 22 mm

99DRIVERPN18



Type: Driver for LED panel
Power: 18W
Input voltage: 220-240V
Output voltage: 36-75V DC
Output current: 300mA
Height: 22 mm

3 YEARS TOTAL WARRANTY
+ 2 standard
+ 1 extended

IP20

~230V

RoHS

EMC

CE

Scan QR code for 3D models,
IES files & price.




99DRIVERPN24
99DRIVERPN40
99DRIVERPN48

Click on the image
& view the price

DRIVERS FOR LED PANELS ELMARK


3 YEARS TOTAL WARRANTY
+ 3 standard
0 extended

99DRIVERPN24




Type: Driver for LED panel
Power: 24W
Input voltage: 220-240V
Output voltage: 50-84V DC
Output current: 300mA
Height: 22 mm

99DRIVERPN40



Type: Driver for LED panel
Power: 40W
Input voltage: 220-240V
Output voltage: 30-42V DC
Output current: 1000mA
Height: 22 mm

99DRIVERPN48



Type: Driver for LED panel
Power: 48W
Input voltage: 220-240V
Output voltage: 27-42V DC
Output current: 1200mA
Height: 22 mm


Scan QR code for 3D models,
IES files & price.



99DRIVER12
99DRIVER18
99DRIVER24
99DRIVER36

DRIVERS FOR LED BULBS 12V DC

99DRIVER12



Type: Driver for LED bulb
12V DC
Power: 12W
Current: 1A
Input voltage: 230V AC
Output voltage: 12V DC
Height: 22 mm

99DRIVER18



Type: Driver for LED bulb
12V DC
Power: 18W
Current: 1.5A
Input voltage: 230V AC
Output voltage: 12V DC
Height: 28 mm

99DRIVER24



Type: Driver for LED bulb
12V DC
Power: 24W
Current: 2A
Input voltage: 230V AC
Output voltage: 12V DC
Height: 28 mm

99DRIVER36



Type: Driver for LED bulb
12V DC
Power: 36W
Current: 2A
Input voltage: 230V AC
Output voltage: 12V DC
Height: 28 mm

Click on the image & view the price

3 YEARS TOTAL WARRANTY
+ 2 standard
+ 1 extended

- IP67
- 12V DC
- RoHS
- EMC
- CE

Scan QR code for 3D models, IES files & price.

CERAMIC LAMP HOLDERS & LAMP BASES



99292



Type: Lamp holder
Base: GU10
Length of the cable: 140 mm
Material: Ceramic
Diameter: 27 mm
Height: 16 mm



99293



Type: Lamp holder
Base: G 4 / G 5.3 / GY 6.35
Length of the cable: 90 mm
Material: Ceramic
Diameter: 16 mm
Height: 10 mm



99296



Type: Lamp holder
Base: E14
Material: Ceramic
Diameter: 33 mm
Height: 20 mm
Length: 44 mm



99294



Type: Lamp holder
Base: E27
Material: Ceramic
Diameter: 42 mm
Length: 48 mm



99295



Type: Lamp holder
Base: E27
Material: Ceramic
Length: 48 mm



99298



Type: Lamp holder
Base: E40
Material: Ceramic
Diameter: 56 mm
Height: 23 mm
Length: 48 mm



99199



Type: Straight lamp base
Base: E27
Rated current: 4A
Material: PET
Diameter: 63 mm
Length: 40 mm
Cable section: 0.5-2.5mm²



99200



Type: Oblique lamp base
Base: E27
Rated current: 4A
Material: PET
Diameter: 78 mm
Length: 38 mm
Cable section: 0.5-2.5mm²

IP20

~230V



Scan QR code for 3D models,
IES files & price.

HANGING LAMP HOLDERS & LAMP ADAPTERS



99198



Type: Twin socket lamp holder
Base: E27-2xE27
Rated current: 4A
Material: Iron + PBT
Diameter: 76 mm
Length: 74 mm
Cable section: 0.5-2.5mm²



192168



Type: Adapter E40/E27
Base: E27
Rated current: 4A
Material: iron + plastic
Diameter: 78 mm
Length: 45 mm
Cable section: 0.5-2.5mm²



192169



Type: Adapter G24/E27
Base: E27
Rated current: 4A
Material: iPBT+ copper
Diameter: 78 mm
Length: 50 mm
Cable sections: 0.5-2.5mm²



99194



Type: Screwless hanging lamp holder
Base: E14
Material: Plastic
Diameter: 44 mm
Length: 56.3 mm
Cable section: 0.5-2.5mm²



99195



Type: Screwless hanging lamp holder
Base: E27
Material: Plastic
Diameter: 55 mm
Length: 62.5 mm
Cable section: 0.5-2.5mm²



99197



Type: Screw hanging lamp holder
Base: E27
Material: Bakelite
Diameter: 38.5 mm
Length: 55 mm
Cable section: 0.5-2.5mm²



99196



Type: Screw hanging lamp holder
Base: E27
Material: Bakelite
Diameter: 38.5 mm
Length: 55 mm
Cable section: 0.5-2.5mm²

IP20

RoHS



Scan QR code for 3D models,
IES files & price.



99DS100



99DS104



99DS103


Click on the image
& view the price

INFRARED MOTION SENSORS




99DS100

Type: Infrared motion sensor ST02A
 Detection range: 160°
 Rated load: ESL/LED-100W, IL-500W
 Detection distance: max. 9m
 Colour body: White
 Installation height: 1-1.8m
 Cut size: 48.5 mm
 Height: 24.7 mm
 Time-Delay: 10sec ± 3sec to 7min ± 2min (adjustable)
 Ambient light: <3 - 2000lux (adjustable)
 Detection motion speed: 0.6-1.5m/s




99DS104

Type: Infrared motion sensor ST42
 Detection range: 360°
 Rated load: ESL/LED-300W, IL-1200W
 Detection distance: max. 6m
 Colour body: White
 Installation height: 2.2 - 4m
 Cut size: 76 mm
 Height: 75.6 mm
 Time-Delay: 10sec ± 3sec to 7min ± 2min (adjustable)
 Ambient light: <3 - 2000lux (adjustable)
 Detection motion speed: 0.6-1.5m/s



99DS103

Type: Infrared motion sensor ST41
 Detection range: 360°
 Rated load: ESL/LED-300W, IL-1200W
 Detection distance: max. 6m
 Colour body: White
 Installation height: 2.2 - 4m
 Cut size: 61.5 mm
 Height: 75.6 mm
 Time-Delay: 10sec ± 3sec to 7min ± 2min (adjustable)
 Ambient light: <3 - 2000lux (adjustable)
 Detection motion speed: 0.6-1.5m/s



3 YEARS TOTAL WARRANTY
 + 3 standard
 0 extended

IP40

~230V



CE

Scan QR code for 3D models, IES files & price.



99DS402



99DS403

INFRARED MOTION SENSORS



99DS402

Type: Infrared motion sensor ST40
 Detection range: 360°
 Rated load: 800W (110-130V/AC);
 1200W (220-240V/AC)
 Detection distance: max. 6m
 Colour body: White
 Cut size: 40 mm
 Height: 66.5 mm
 Time-Delay: 10sec ± 3sec to 7min ±
 2min (adjustable)
 Ambient light: <3 - 2000lux
 (adjustable)
 Detection motion speed: 0.6-1.5m/s



99DS403

Type: Infrared motion sensor ST11
 Detection range: 180°
 Rated load: 500W (110-130V/AC)
 800W (220-240V/AC)
 Detection distance: max. 12m
 Colour body: White
 Cut size: 40 mm
 Width: 80.2 mm
 Time-Delay: 10sec ± 3sec to 7min ±
 2min (adjustable)
 Ambient light: <3 - 2000lux
 (adjustable)
 Detection motion speed: 0.6-1.5m/s



Click on the image
& view the price

3 YEARS TOTAL WARRANTY
 + 3 standard
 0 extended

IP40

~230V



Scan QR code for 3D models,
IES files & price.



99DS115



99DS123



99DS122

Click on the image
& view the price

TOUCHING AND MOVING HAND SENSOR

3 YEARS TOTAL WARRANTY
+ 3 standard
0 extended



99DS115

Type: Touching sensor
Rated load: ESL/LED - 200W, IL - 500W
Height: 16.8 mm




99DS122

Type: Moving hand sensor
Rated load: ESL/LED - 500W
Detection range: 5-6 cm
Height: 20.6 mm



99DS123

Type: Moving hand sensor
Rated load: ESL/LED - 500W
Detection range: 5-6 cm
Height: 36.6 mm



IP40

~230V



Scan QR code for 3D models,
IES files & price.



99DS400



99DS303


MICROWAVE SENSORS



IP40

99DS400

Type: Microwave sensor ST701F
 Detection range: 360°
 Rated load: ESL/LED - 200W, IL - 1200W
 Detection distance: 1-8m (radius), adjustable
 Installation height: 1.5-3.5m
 Height: 25mm
 Time-Delay: 10sec ± 3sec to 12min ± 1 min (adjustable)
 Ambient light: <3 - 2000LUX
 HF System: 5.8GHz CW radar, ISM band



IP65

99DS303

Type: Microwave sensor ST757
 Detection range: 180°
 Rated load: ESL/LED - 200W, IL - 1200W
 Detection distance: 15m & 10m
 Detection motion speed: 0.6-1.5m/s
 Installation height: 1.5-3.5m
 Height: 24 mm
 Time-Delay: 5s, 90s, 3min & 20min
 Ambient light: <3 - 2000LUX
 HF System: 5.8GHz CW radar, ISM band



Click on the image & view the price

LAMPS | SENSORS

3 YEARS TOTAL WARRANTY
+ 3 standard
0 extended

~230V
F
CE

Scan QR code for 3D models, IES files & price.



99DS101



99DS102



99DS110




99DS109

Click on the image & view the price

INFRARED MOTION SENSORS




99DS101



Type: Infrared motion sensor ST07
 Detection range: 360°
 Rated load: ESL/LED - 300W, IL - 1200W
 Detection distance: max. 6m
 Time delay: 10s to 7min
 Ambient light: 10 - 2000LUX
 Detection motion speed: 0.6-1.5m/s
 Body colour: White
 Height: 58 mm




99DS102



Type: Infrared motion sensor ST07
 Detection range: 360°
 Rated load: ESL/LED - 300W, IL - 1200W
 Detection distance: max. 6m
 Time delay: 10s to 7min
 Ambient light: 10 - 2000LUX
 Detection motion speed: 0.6-1.5m/s
 Body colour: Black
 Diameter: 115 mm




99DS110



Type: Infrared motion sensor ST05CA
 Detection range: 360°
 Rated load: ESL/LED - 300W, IL - 800W
 Detection distance: max. 6m
 Time delay: 10s to 15min
 Ambient light: 10 - 2000LUX
 Detection motion speed: 0.6-1.5m/s
 Height: 24.3 mm



99DS109



Type: Infrared motion sensor ST24
 Detection range: 120°/360°
 Rated load: ESL/LED - 200W, IL - 800W
 Detection distance: max. 6m
 Time delay: 5s, 30s, 1,3,5,8min
 Ambient light: 10 - 2000LUX
 Detection motion speed: 0.6-1.5m/s
 Height: 25.5 mm

3 YEARS TOTAL WARRANTY
 + 3 standard
 0 extended

IP40

~230V



CE

Scan QR code for 3D models, IES files & price.



99DS108



99DS107



99DS304

Click on the image
& view the price


INFRARED MOTION SENSORS ST10A / ST15 / ST29



IP40

99DS108


Type: Infrared motion sensor ST10A
 Detection range: 180°
 Rated load: ESL/LED - 300W, IL - 1200W
 Detection distance: 5-12m
 Time delay: 10sec ± 3sec to 7min ± 2min (adjustable)
 Ambient light: <3 - 2000lux (adjustable)
 Detection motion speed: 0.6 - 1.5m/s
 Installation height: 2.2 - 4m



IP40

99DS107

Type: Infrared motion sensor ST15
 Detection range: 180°
 Rated load: ESL/LED - 300W, IL - 1200W
 Detection distance max.12m
 Time delay: 10sec ± 3sec to 7min ± 2min (adjustable)
 Ambient light: <3 - 2000lux (adjustable)
 Detection motion speed: 0.6 - 1.5m/s
 Width: 119.5 mm
 Installation height: 2.2 - 4m



IP65

99DS304

Type: Infrared motion sensor ST29
 Detection range: 360°
 Rated load: ESL/LED - 300W, IL - 1200W
 Detection distance: 10m
 Time delay: 10sec ± 3sec to 7min ± 2min (adjustable)
 Ambient light: <3 - 2000lux (adjustable)
 Detection motion speed: 0.6 - 1.5m/s
 Width: 33.2 mm
 Installation height: 2.2 - 4m



3 YEARS TOTAL WARRANTY
 + 3 standard
 0 extended

~230V



Scan QR code for 3D models,
IES files & price.



99DS404



99DS300



99DS405



99DS301

Click on the image & view the price

LIGHT-CONTROL SENSORS



99DS404

Type: Light control sensor ST300
Rated current: 10A
Ambient light: 3-500LUX (adjustable)
* Timer Built-in from 1-9 hours



99DS300

Type: Light control sensor ST303
Rated current: 25A
Ambient light: <5 - 50lux (adjustable)




99DS301

Type: Light control sensor ST302
Rated current: 10A
Ambient light: <5 - 50lux (adjustable)



99DS405

Type: Light control sensor ST302
Rated current: 6A
Ambient light: <5 - 50lux (adjustable)



3 YEARS TOTAL WARRANTY
+ 3 standard
0 extended

IP44

~230V



CE

Scan QR code for 3D models, IES files & price.



99DS302



99DS307



99DS305



99DS306

Click on the image & view the price

LIGHT-CONTROL SENSORS



IP65

99DS302


Type: Light control sensor ST308
Rated current: 20A
Ambient light: <2 - 100lux
(adjustable)
Width: 66 mm



IP44

99DS307


Type: Light control sensor ST314
Rated current: 10A
Ambient light: <10lux



IP66

99DS305

Type: Light control sensor ST305-3
Rated current: 10A
Ambient light: <5- 15lux



IP44

99DS306

Type: Base for 99DS305
Rated current: 10A



3 YEARS TOTAL WARRANTY
+ 3 standard
0 extended

~230V



Scan QR code for 3D models, IES files & price.